



Vikubyrjun

31. mars 2025

Greiningardeild Landsbankans



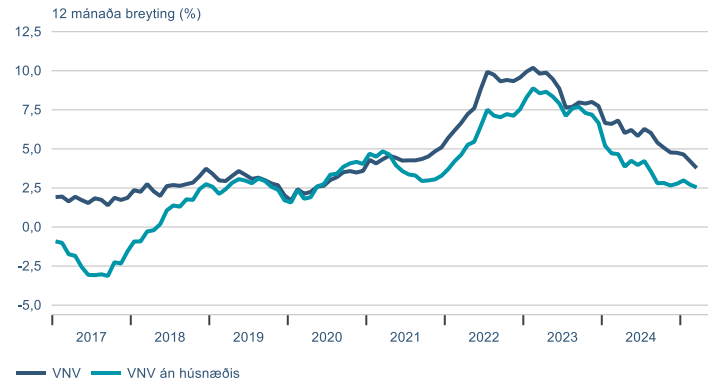
Dagatal

Vikud.	Dag.	kl.	Viðburður	tímabil	Birtingaraðili
mán	31. mar.	09:00	Fiskeldi	2024	Hagstofan
		09:00	Vöruviðskipti	feb	Hagstofan
		09:00	Staða markaðsverðbréfa	feb	Seðlabankinn
		09:00	Verðbréfafjárfesting	jan	Seðlabankinn
þri	1. apr.	09:00	Framleiðsla í landbúnaði	mar	Hagstofan
mið	2. apr.		Fundargerð peningastefnunefndar		Seðlabankinn
			Skuldabréfaútboð (ICESEA 28 10)		Iceland Seafood
			Aðalfundur		Reitir
fim	3. apr.		Aðalfundur		Kaldalón
fös	4. apr.		Ársuppgjör	2024	Íslandshótel
			Útboð ríkisbréfa		Lánamál ríkisins
		09:00	Lífeyrissjóðir	feb	Seðlabankinn

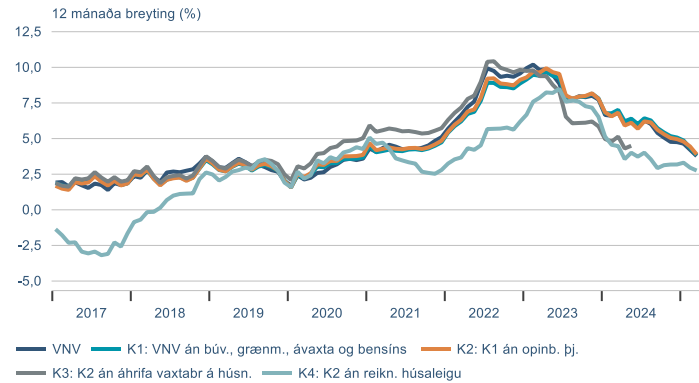
► Efnahagsmál

Verðlag

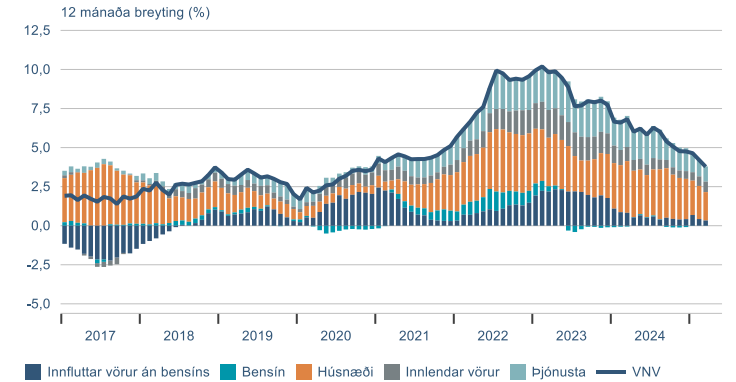
Vísitala neysluverðs



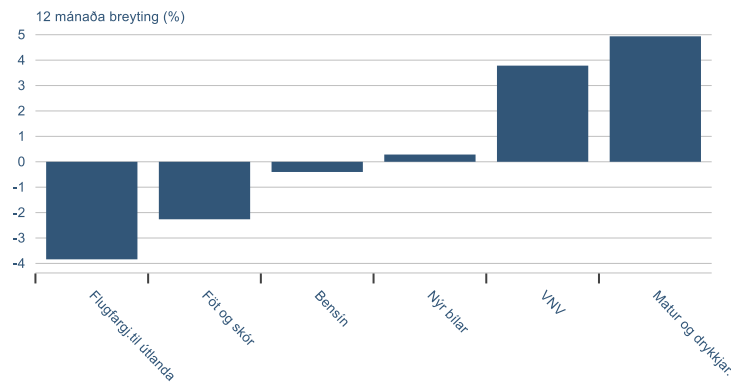
Kjarnavísitölur



Eftir eðli og uppruna



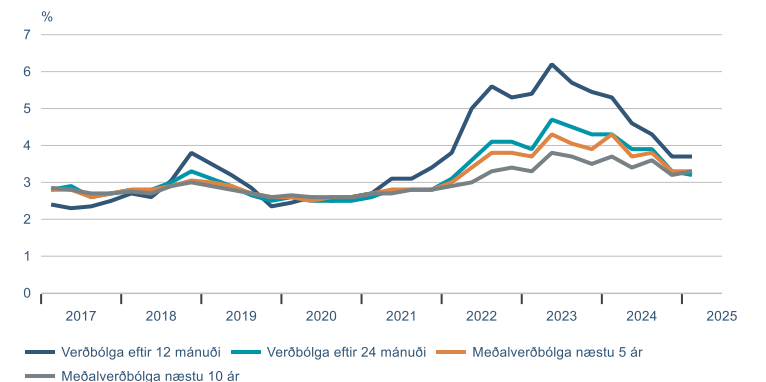
Valdir undirliðir



Verðbólguálag á skuldabréfamarkaði

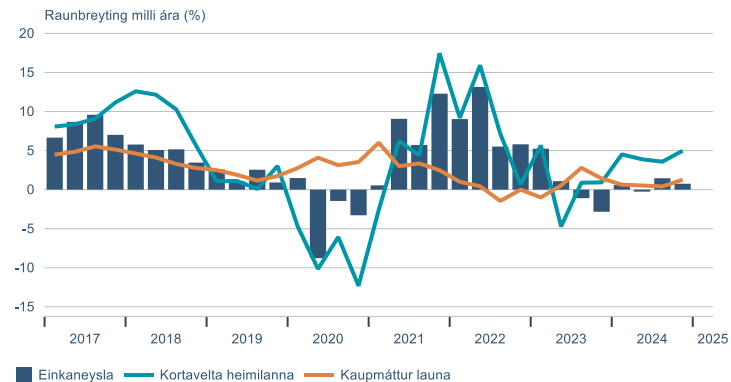


Væntingakönnun markaðsaðila

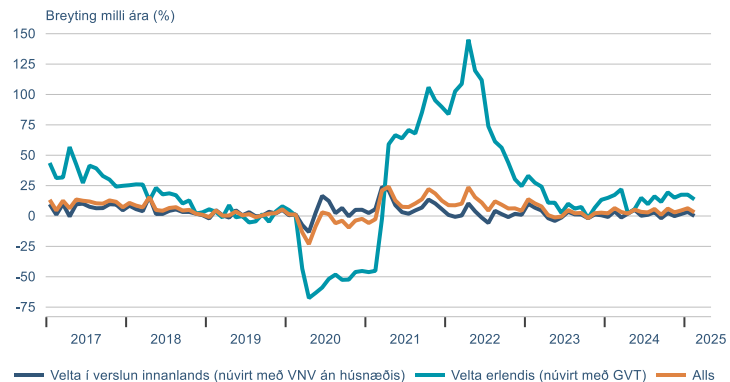


Heimilin

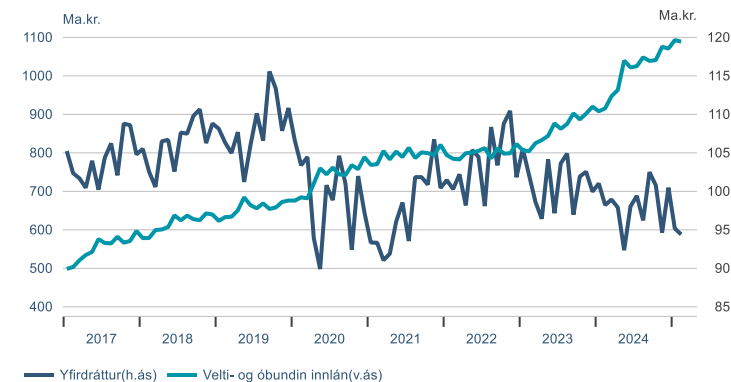
Einkaneysla, kortavelta og laun



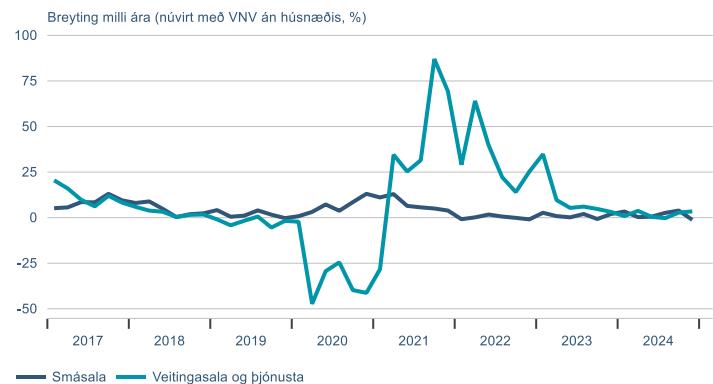
Greiðslukortavelta



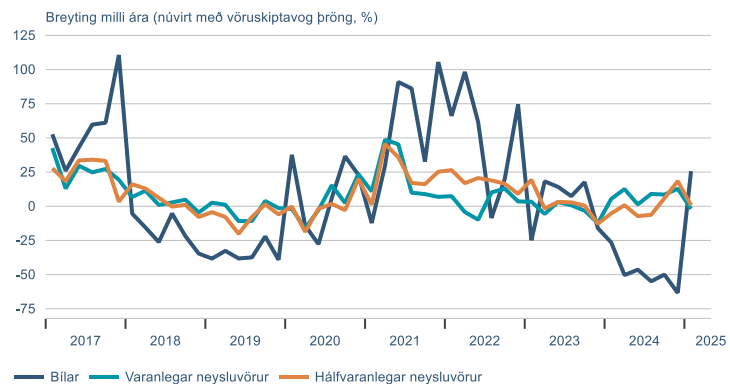
Innlán og yfirdráttur heimilanna



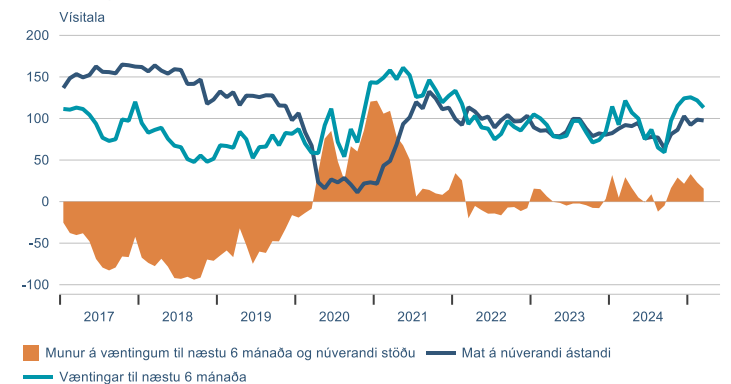
Velta skv. VSK-skýrslum



Innflutningur

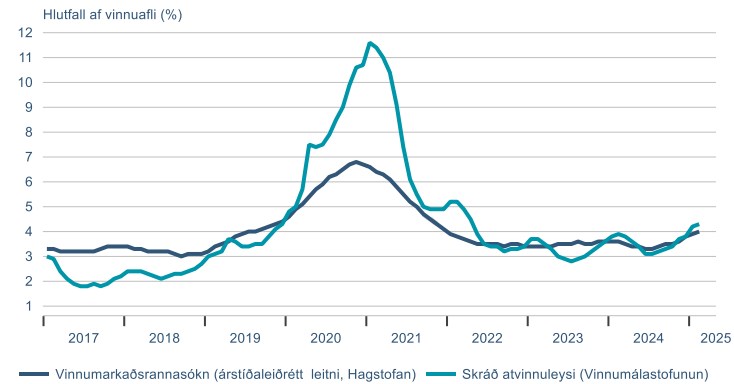


Væntingavísitala

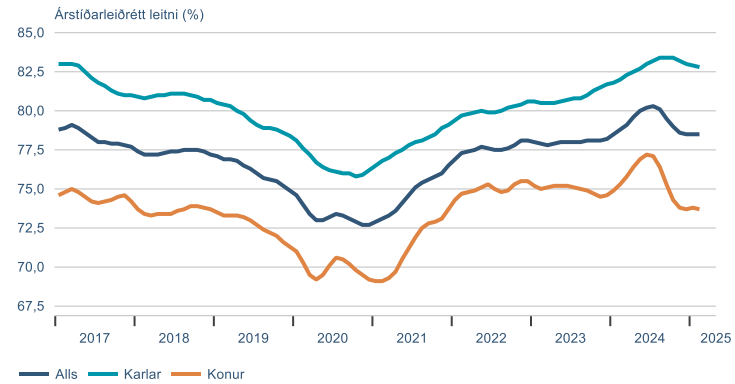


Vinnumarkaðurinn

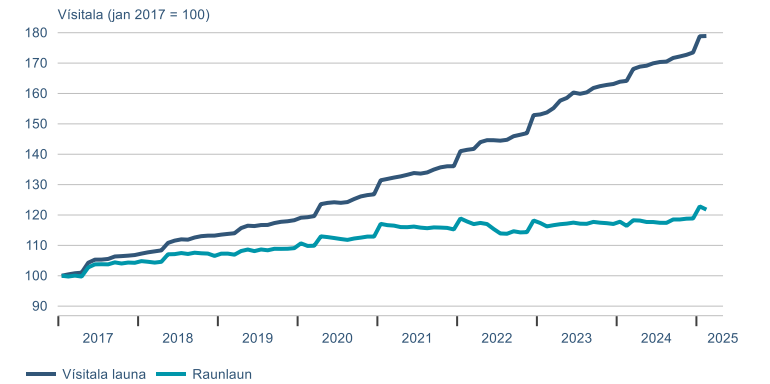
Atvinnuleysi



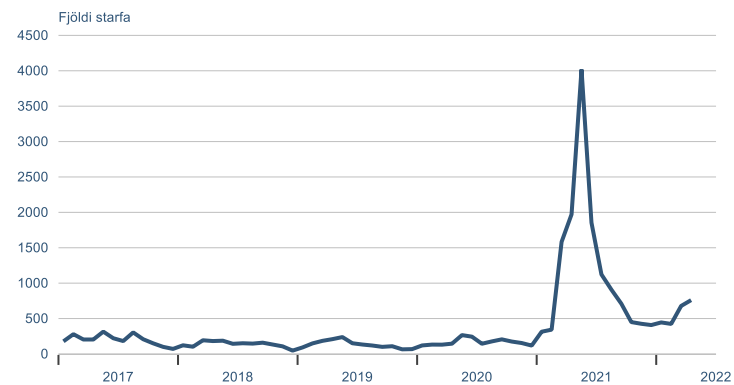
Atvinnuþátttaka



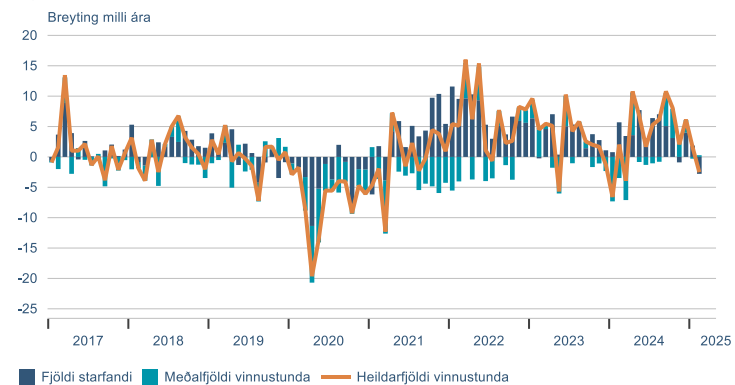
Laun



Laus störf

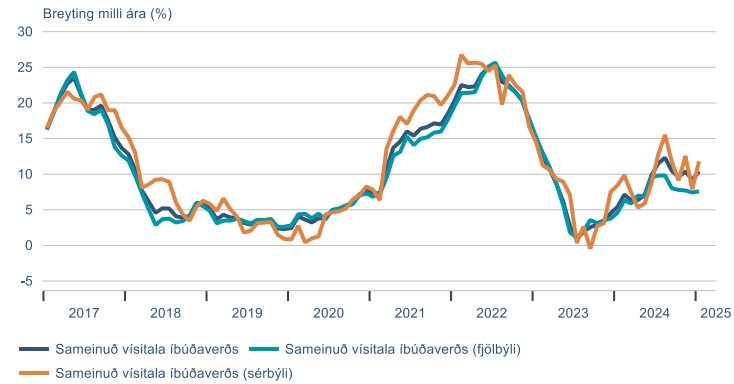


Fjöldi vinnustunda

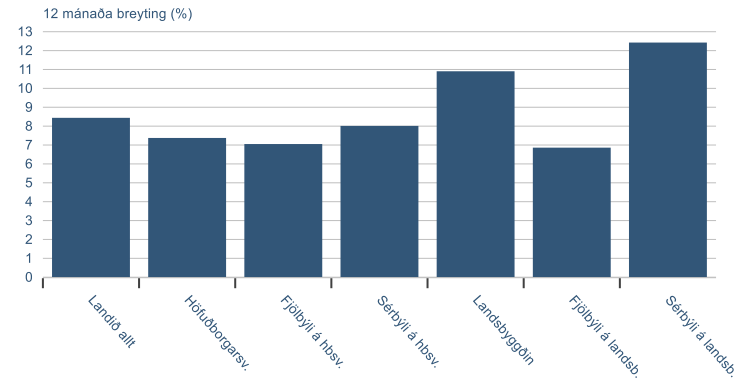


Fasteignamarkaðurinn

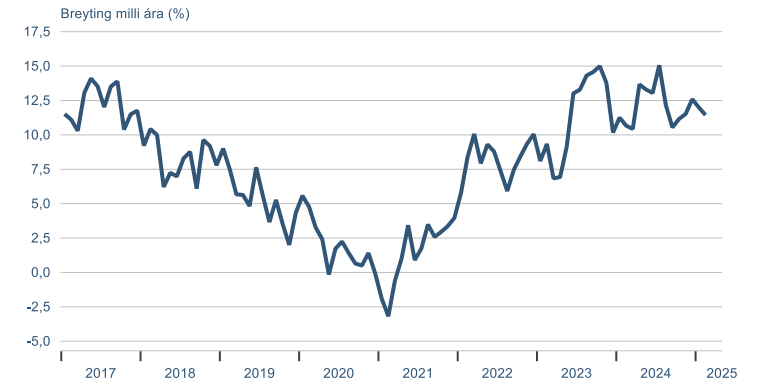
Vísitala íbúðaverðs



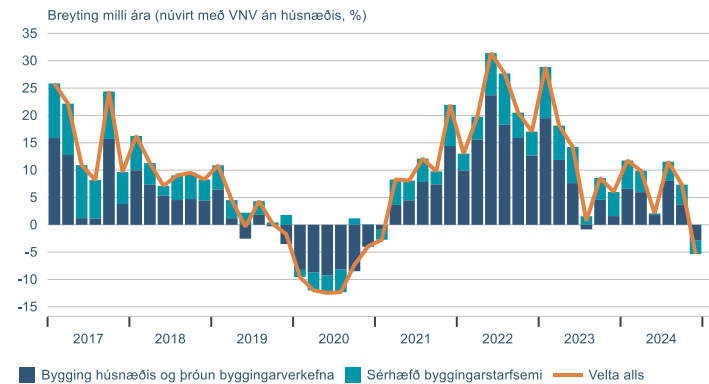
Eftir tegund húsnæðis



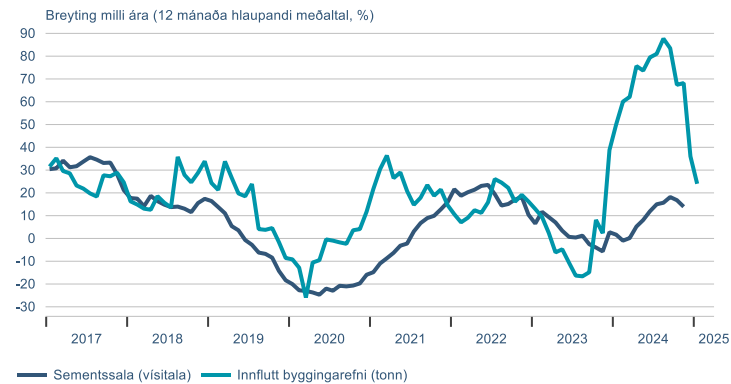
Vísitala leiguverðs



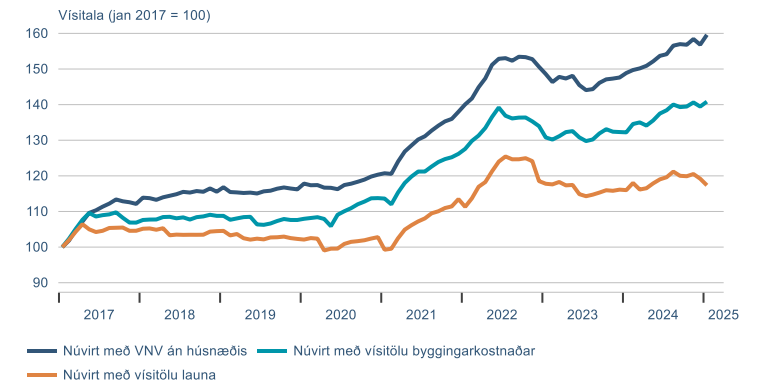
Velta í byggingariðnaði



Byggingavörur

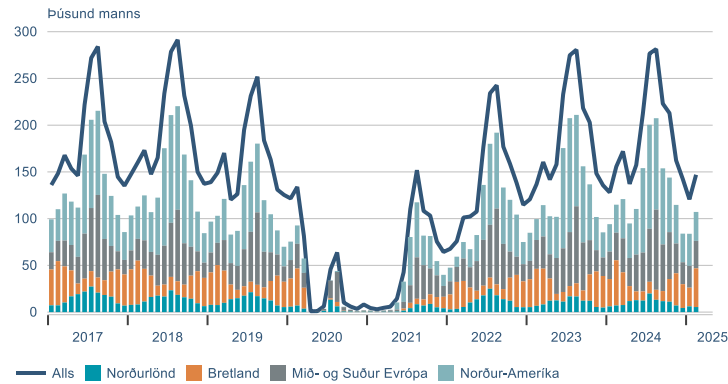


Vísitala íbúðaverðs á móti undirliggjandi hagstærðum

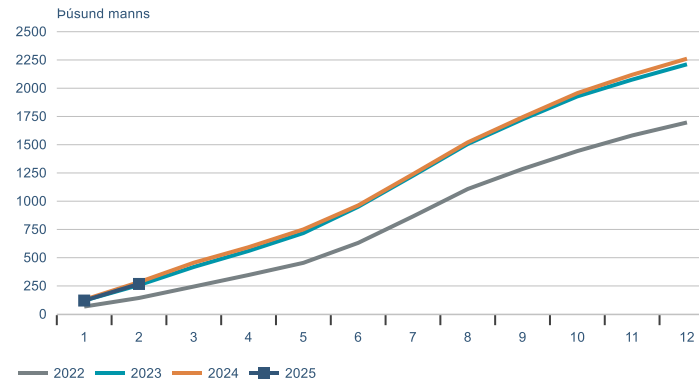


Ferðapjónustan

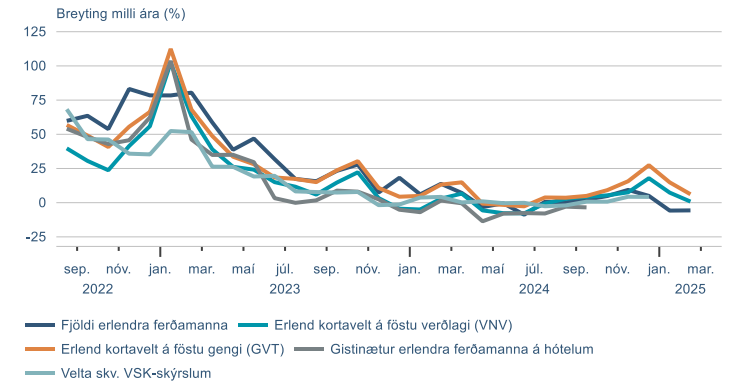
Erlendir ferðamenn um Leifstöð



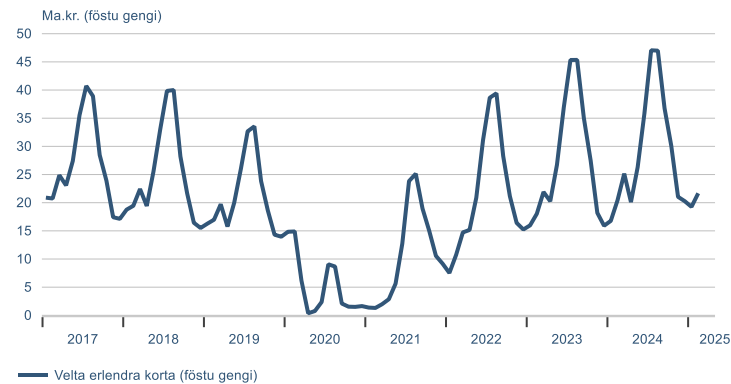
Uppsafnaður fjöldi erlendra ferðamanna innan árs



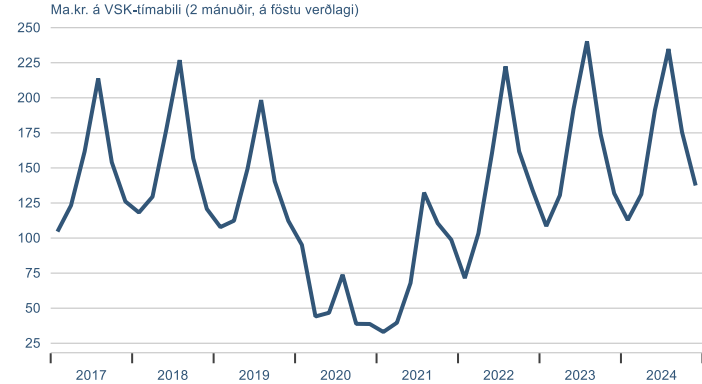
Helstu hagvísar ferðapjónustu



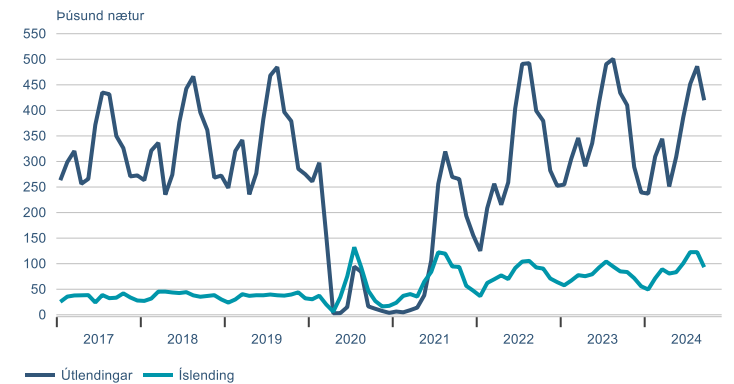
Velta erlendra greiðslukorta



Velta í ferðapjónustu

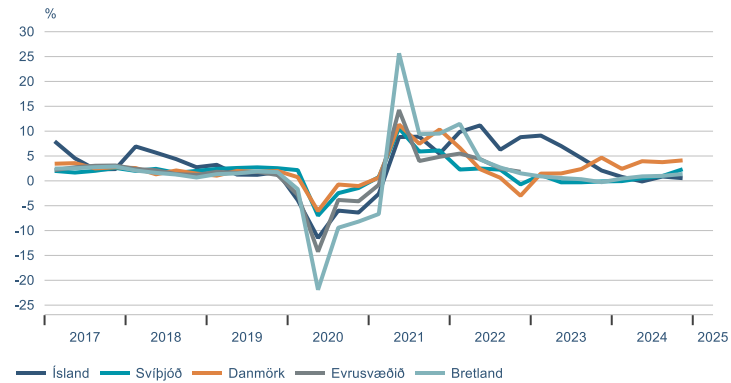


Gistinætur á hótélum

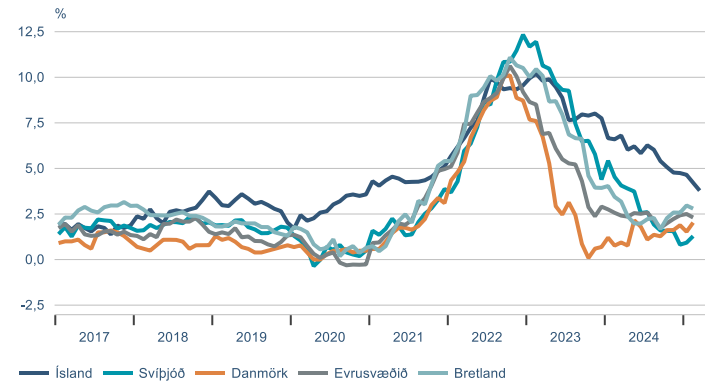


Alþjóðlegur samanburður

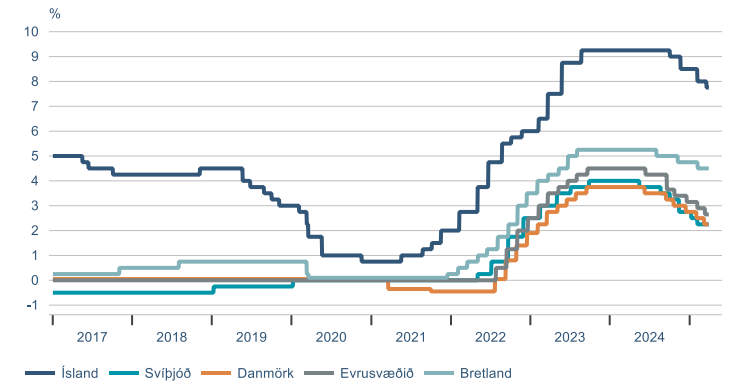
Hagvöxtur



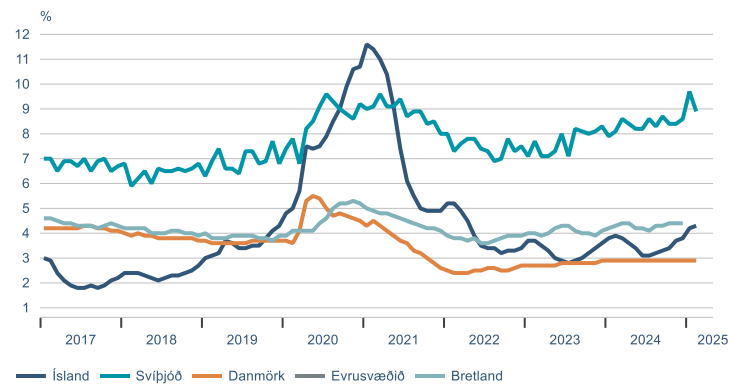
Verðbólga



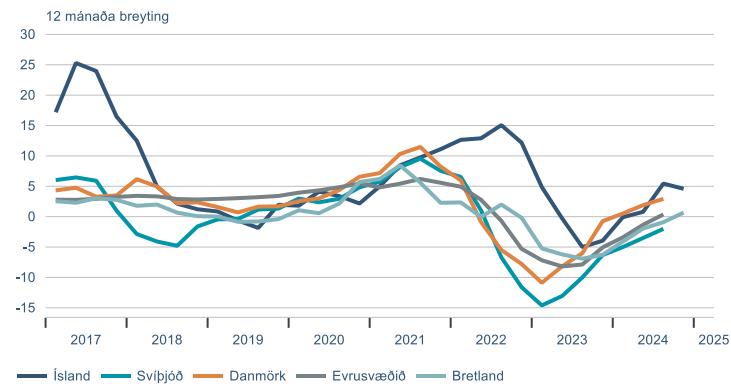
Stýrivextir



Atvinnuleysi



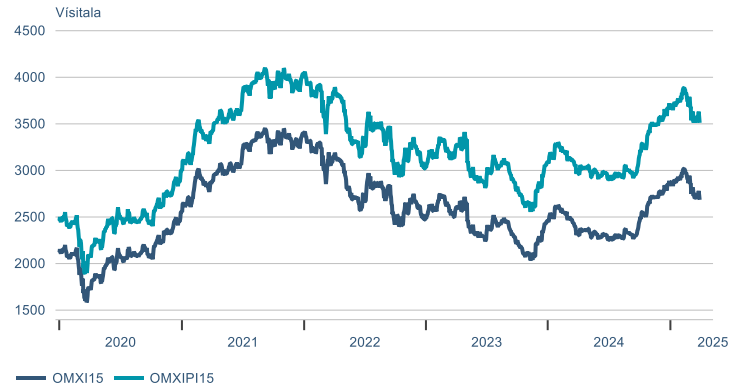
Rauverð íbúða



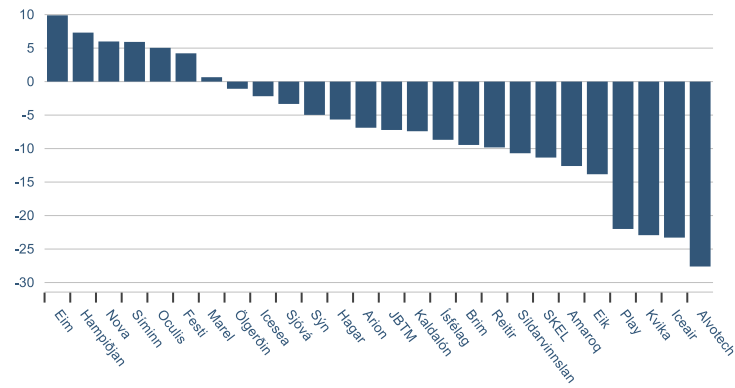
► Fjármálamarkaðir

Hlutabréf

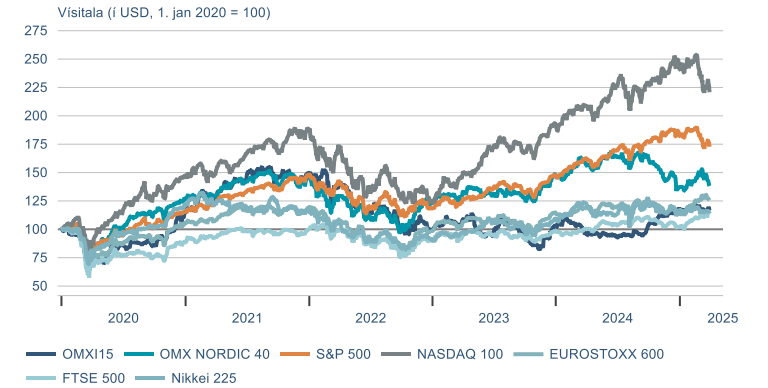
OMX-vísitölur



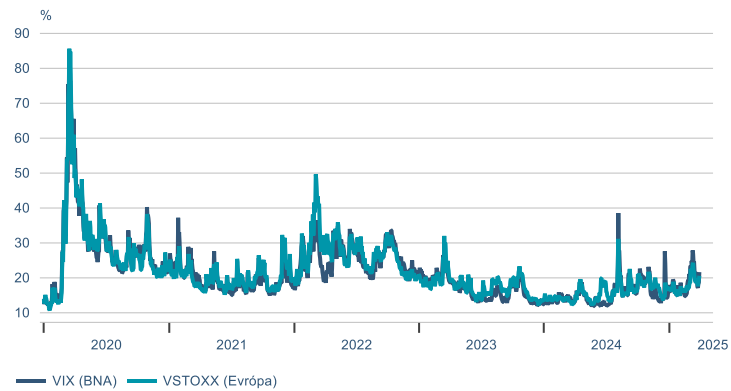
Það sem af er ári



Hlutabréfavisitölur

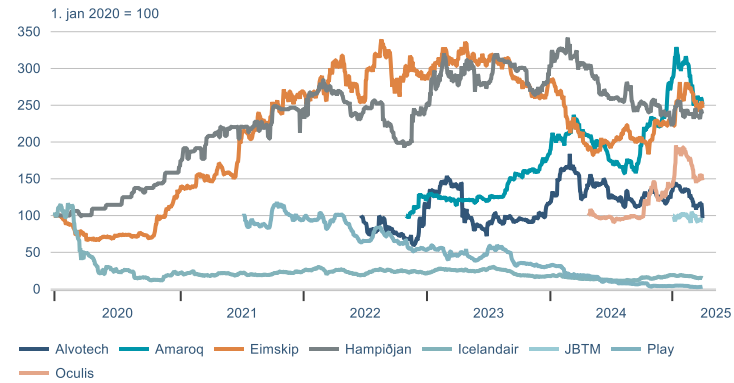


Vix-vísitölur

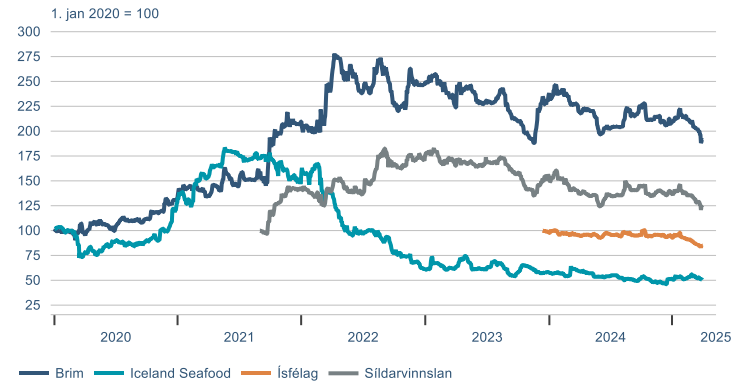


Hlutabréf

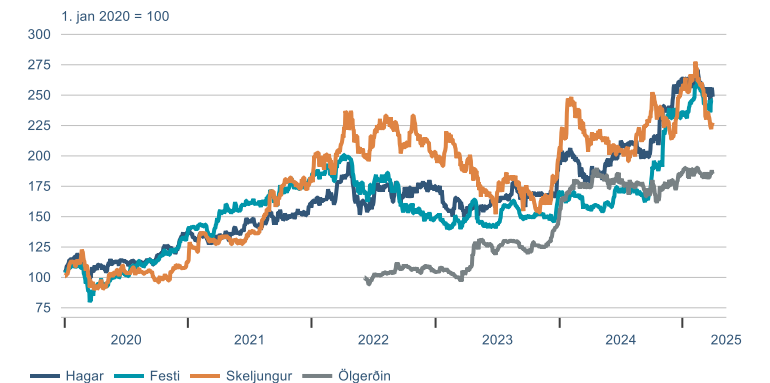
Félög með tekjur í erlendri mynt



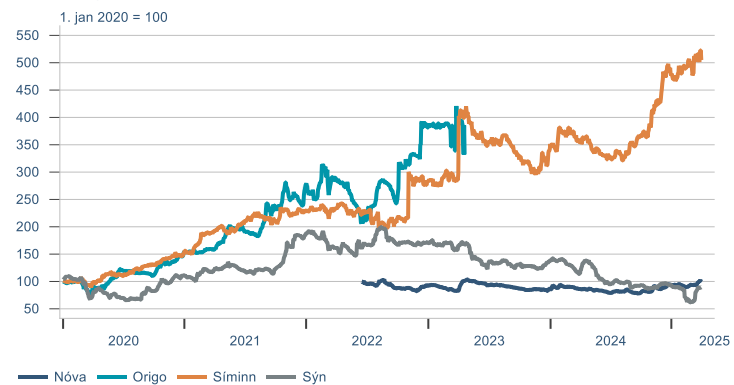
Útvegsfyrirtæki



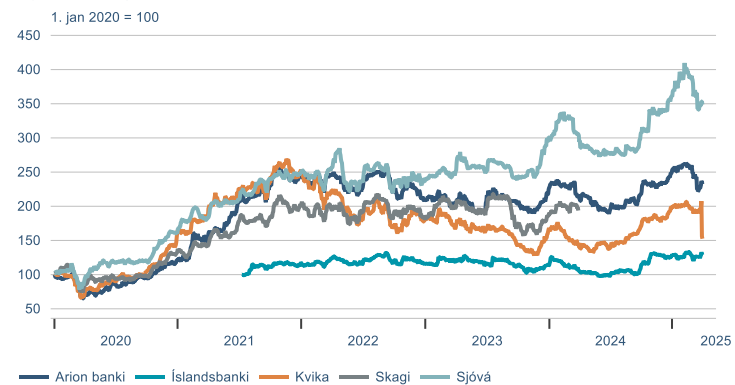
Heild- og smásala



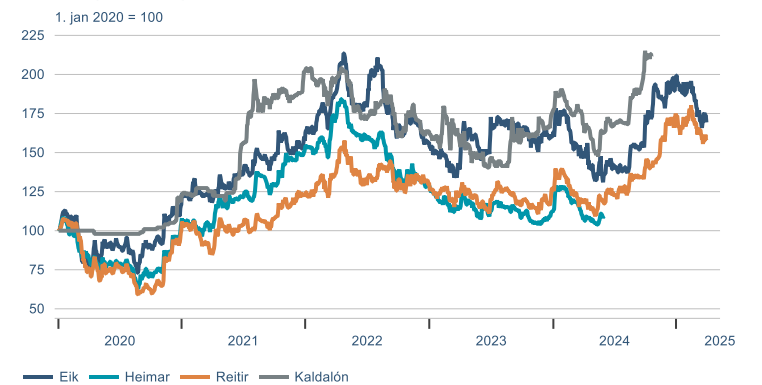
Tæknifyrirtæki



Fjármálfyrirtæki

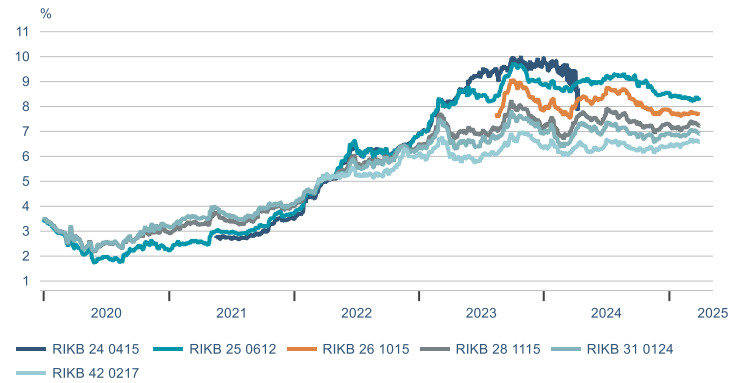


Fasteignafélög

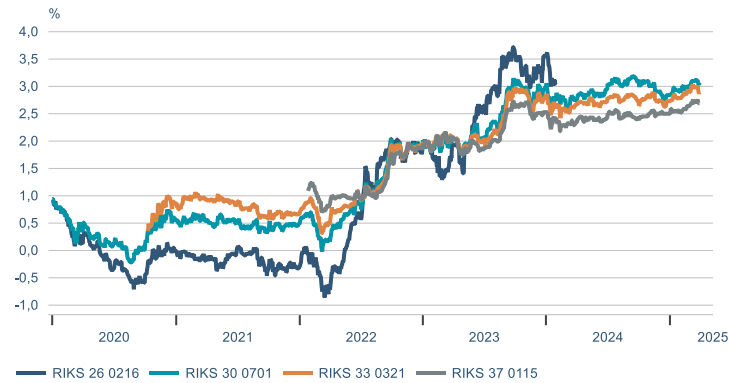


Skuldabréf

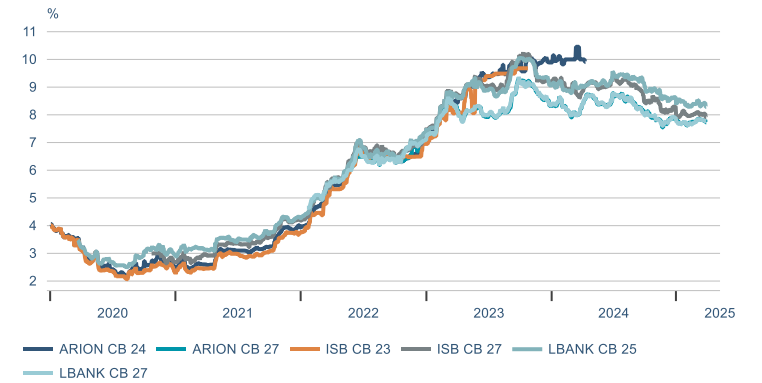
Óverðtryggð ríkisbréf



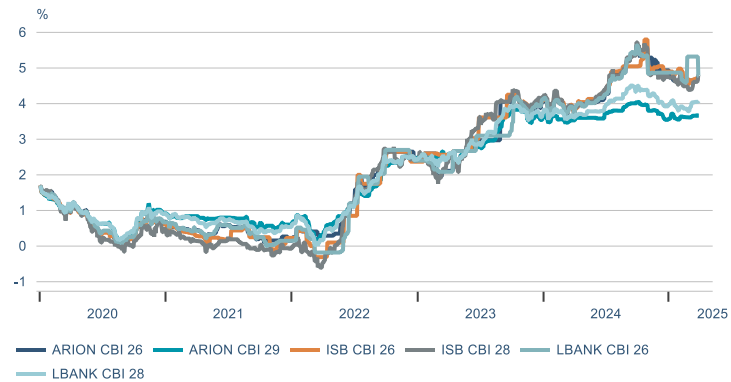
Verðtryggð ríkisbréf



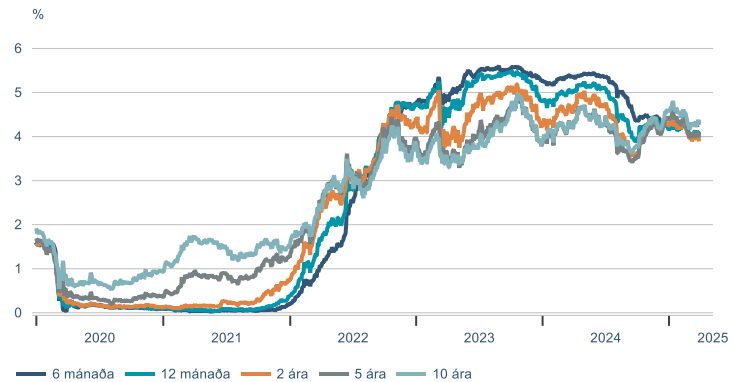
Sértryggð skuldabréf - óverðtryggð



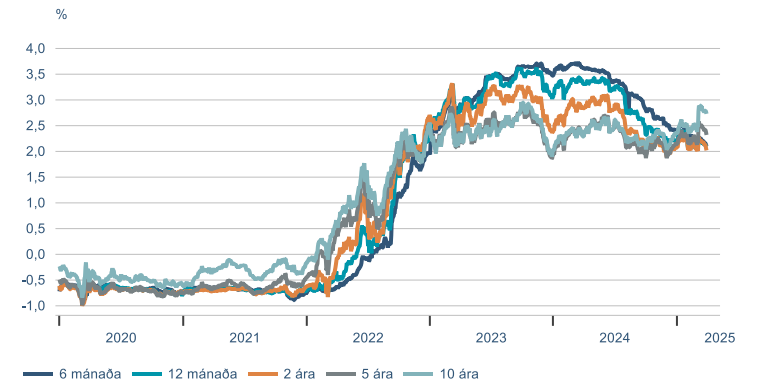
Sértryggð skuldabréf - verðtryggð



Bandarísk ríkisskuldabréf



Þýsk ríkisskuldabréf

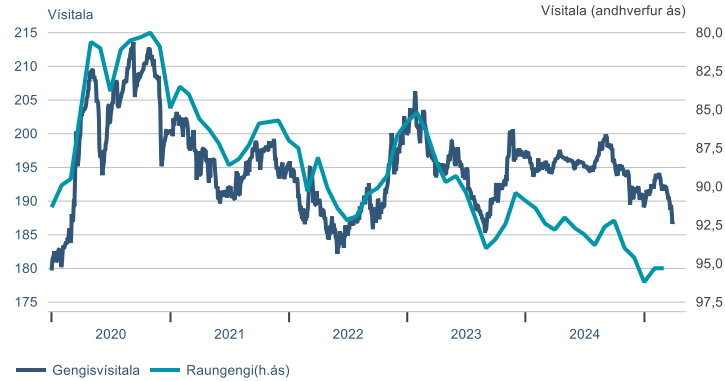


Gjaldeyrir

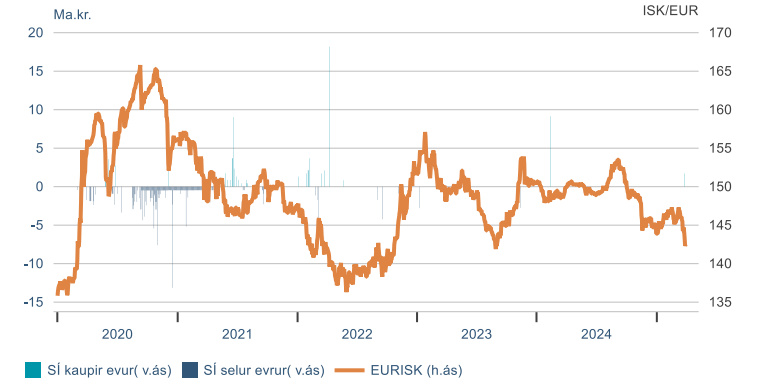
Gengi krónunnar



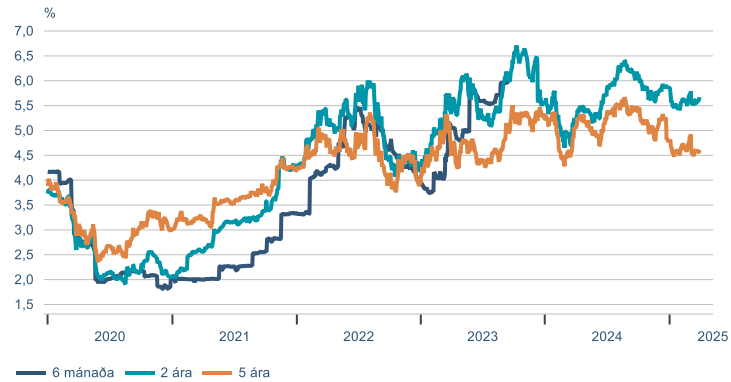
Gengisvísitala



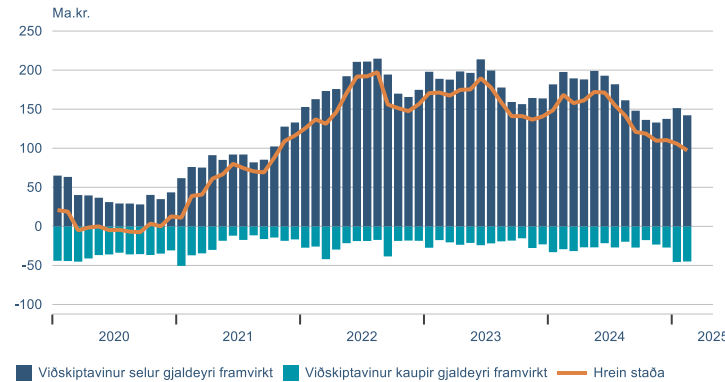
Inngrip SÍ



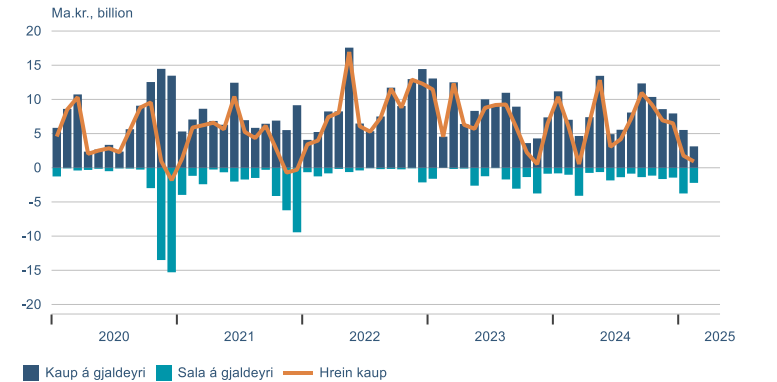
Vaxtamanur við evru



Staða framvirkra samninga með gjaldeyri

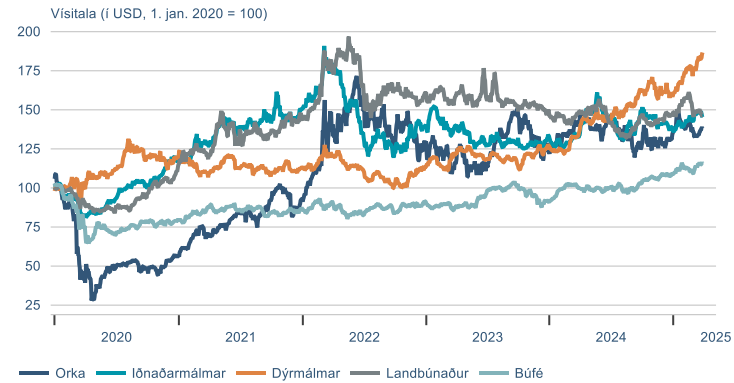


Gjaldeyrisviðskipti lífeyrissjóða

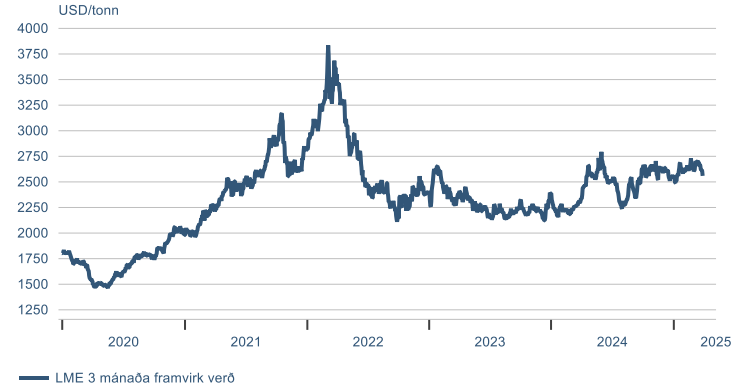


Hrávörur

S&P GSCI hrávöruvísitölur



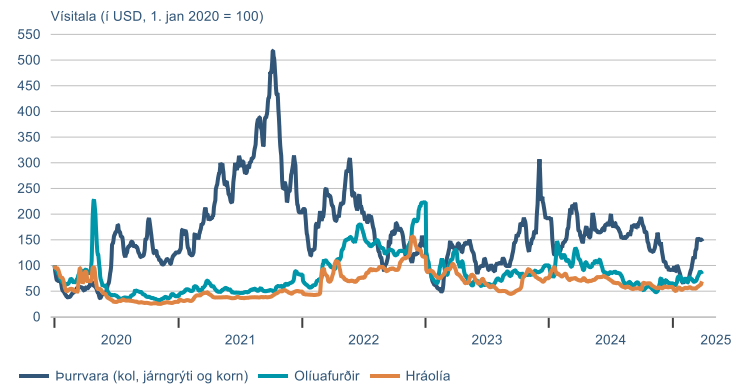
Álverð



Heimsmarkaðsverð á olíu



Baltic exchange flutningsvísitölur



Hlutabréf		ávöxtun			
		Áramót	1M	3M	12M
OMXIP1	2.151	-10,0%	-7,9%	-10,7%	4,2%
OMXIGI	1.288	-8,1%	-6,0%	-8,9%	6,6%
Alvotek	1.285	-27,6%	-18,9%	-27,1%	-26,6%
Amaroq	159,5	-12,6%	-7,5%	-10,6%	18,1%
Eimskip	422,0	13,4%	-4,5%	12,8%	20,6%
Hampiðjan	110,0	8,4%	1,0%	7,4%	-21,8%
Icelandair	1,1	-23,3%	-12,2%	-21,7%	5,2%
John Bean	16.700		-8,2%		
Oculus	2.500	5,0%	-9,4%	5,9%	
Play	0,8	-22,0%	4,0%	-20,8%	-83,0%
Brim	67,0	-7,5%	-6,5%	-6,0%	-11,1%
Iceland Seafood	4,9	-2,2%	-6,4%	-2,2%	-15,6%
Ísfélag	136,6	-8,7%	-5,1%	-10,5%	-11,0%
Síldarvinnslan	83,5	-9,4%	-6,9%	-9,4%	-9,0%
Festi	296,0	5,8%	0,2%	5,8%	59,4%
Hagar	100,0	-5,7%	-2,0%	-5,7%	40,6%
Skeljungur	17,2	-3,3%	-2,8%	-2,5%	15,8%
Ölgerðin	18,5	-1,1%	0,3%	0,0%	7,4%
Nova	4,6	7,9%	6,7%	7,4%	17,0%
Síminn	14,3	7,4%	2,8%	6,6%	43,6%
Sýn	30,6	-5,0%	40,4%	-5,0%	-26,4%
Arion	155,5	0,2%	0,8%	0,8%	18,7%
Íslandsbanki	125,5	1,2%	4,6%	1,2%	23,0%
Kvika	15,8	0,9%	2,9%	0,4%	42,2%
Sjóvá	46,4	2,9%	-3,6%	2,9%	25,4%
Skagi	19,9	-6,7%	0,8%	-5,8%	15,9%
Eik	12,2	-13,8%	-5,1%	-13,8%	20,7%
Heimar	36,2	-7,2%	-4,2%	-5,7%	57,4%
Kaldalón	25,0	-7,4%	-3,5%	-7,1%	49,7%
Reitir	105,5	-9,8%	-4,5%	-9,1%	31,1%

Leiðrétt fyrir arðgreiðslum

Ríkisskuldabréf		krafa	verð	meðalt.	ávöxtun			
					áramót	1M	3M	12M
RIKB 25 0612	8,26%	99,9	0,2	2,1%	0,6%	2,1%	8,9%	
RIKB 26 1015	7,70%	98,6	1,5	2,1%	0,6%	2,1%	8,3%	
RIKB 27 0415	7,63%	100,7	1,8	2,1%	0,7%	2,1%		
RIKB 28 1115	7,23%	93,1	3,3	1,9%	0,9%	2,0%	7,5%	
RIKB 31 0124	6,90%	98,1	5,0	1,7%	1,0%	1,7%	6,8%	
RIKB 35 0917	6,72%	102,0	7,5	0,4%	1,1%	0,4%	5,3%	
RIKB 42 0217	6,58%	79,1	11,4	-0,5%	1,0%	-0,5%	3,5%	
RIKS 26 0216	4,87%	97,2	0,9	1,8%	0,6%	1,8%	5,7%	
RIKS 30 0701	3,07%	100,8	4,8	0,6%	0,8%	0,6%	5,4%	
RIKS 33 0321	2,89%	100,8	7,2	0,5%	1,1%	0,6%	5,3%	
RIKS 37 0115	2,70%	83,1	11,1	-0,5%	0,7%	-0,5%	2,6%	

Gjaldeyri		áramót			
		1M	3M	12M	
GVT	186,9	-1,1%	-2,8%	-2,0%	-4,5%
EUR	142,5	-1,0%	-2,2%	-1,8%	-4,9%
USD	132,0	-4,2%	-5,7%	-5,1%	-4,8%
GBP	171,0	-1,5%	-3,1%	-2,1%	-2,2%
DKK	19,1	-1,0%	-2,2%	-1,8%	-5,0%
SEK	13,2	5,1%	1,1%	4,2%	1,1%
NOK	12,6	3,9%	1,5%	3,0%	-1,7%
CHF	149,6	-1,9%	-3,5%	-3,1%	-2,1%
JPY	0,88	0,2%	-5,6%	-0,6%	-4,4%

Þessi samantekt og/eða umfjöllun er markaðsefni ætlað til upplýsingar en ekki sem grundvöllur viðskipta. Markaðsefni þetta felur hvorki í sér fjárfestingarráðgjöf né óháða fjárfestingargreiningu. Lagakröfur sem gilda um fjárfestingarráðgjöf og fjárfestingargreiningu eiga því ekki við, þ.m.t. bann við viðskiptum fyrir dreifingu.

Upplýsingar um þróun gengis innlendra hlutabréfa, skuldabréfa og/eða vísitalna koma frá Nasdaq Iceland – Kauphöllinni. Á vef Landsbankans er hægt að nálgast nánari upplýsingar með því að smella á viðkomandi hlutabréf, skuldabréfaflokk eða vísitölu. Upplýsingar um þróun gengis erlendra fjármálagerna, vísitalna og/eða sjóða koma frá aðilum sem Landsbankinn hefur metið áreiðanlega. Þróun gengis í fortíð gefur ekki vísbendingu um framtíðarþróun.

Upplýsingar um fyrri árangur sjóða Landsbréfa byggja á upplýsingum frá Landsbréfum. Á vef Landsbankans er hægt að nálgast nánari upplýsingar með því að smella á heiti viðkomandi sjóðs, þ.m.t. um árangur síðastliðinna fimm ára. Upplýsingar um fyrri árangur sjóða sýna nafnávöxtun, nema annað sé tekið fram. Ef fyrri árangur sjóða byggir á erlendum gjaldmiðli getur ávöxtun aukist eða minnkað vegna gengissveiflna. Árangur í fortíð gefur ekki áreiðanlega vísbendingu um framtíðarárangur.

Verðbréfi viðskipti fela í sér áhættu og eru lesendur hvattir til að kynna sér Áhættulýsingu vegna viðskipta með fjármálagerna og Stefnu Landsbankans um hagsmunaárekstra sem finna má á vef Landsbankans.

Landsbankinn hefur starfsleyfi sem viðskiptabanki samkvæmt lögum nr. 161/2002 um fjármálafyrirtæki og sætir eftirliti Fjármálaeftirlits Seðlabanka Íslands (www.sedlabanki.is/fjarmalaeftirlit).