



Vikubyrjun 24. febrúar 2025

Greiningardeild Landsbankans



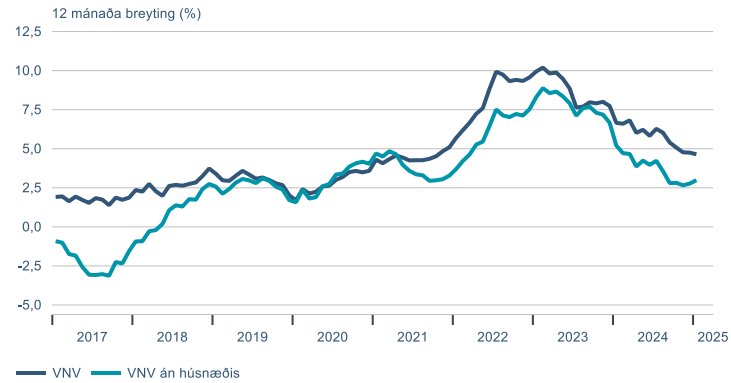
Dagatal

Vikud.	Dag.	kl.	Viðburður	tímabil	Birtingaraðili
mið	26. feb.	09:00	Velta skv. VSK skýrslum Ársuppgjör Ársuppgjör	nóv.-des. '24 2024 2024	Hagstofan Alvotech Iceland Seafood
		09:00	Vinumarkaðurinn (mánaðarleg)	jan	Hagstofan
fim	27. feb.	09:00	Vísitala neysluverðs	feb	Hagstofan
		09:00	Vöru- og þjónustuviðskipti	4F 2024	Hagstofan
		09:00	Gistinætur	jan	Hagstofan
			Ársuppgjör	2024	Brim
			Ársuppgjör	2024	Nova klúbburinn
			Ferðapjónustan í tölum	feb	Ferðamálastofa
fös		09:00	Þjóðhagsreikningar	2024	Hagstofan

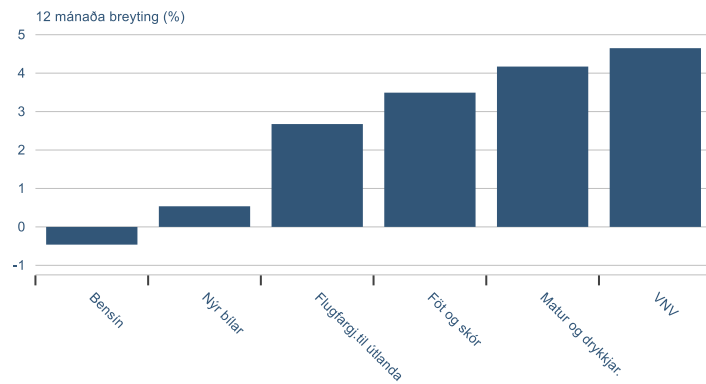
▶ Efnahagsmál

Verðlag

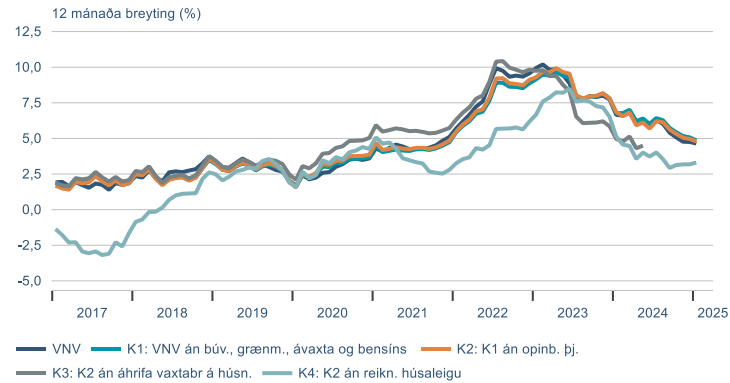
Visitala neysluverðs



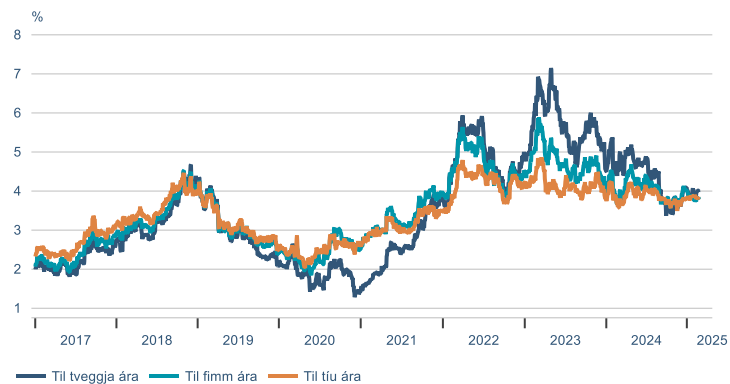
Valdir undirliðir



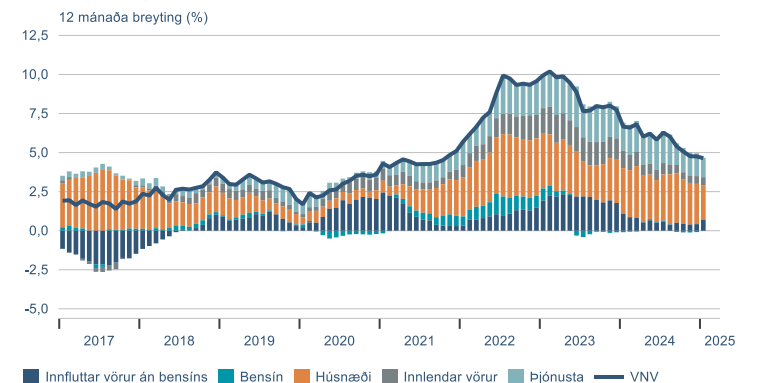
Kjarnavísitölur



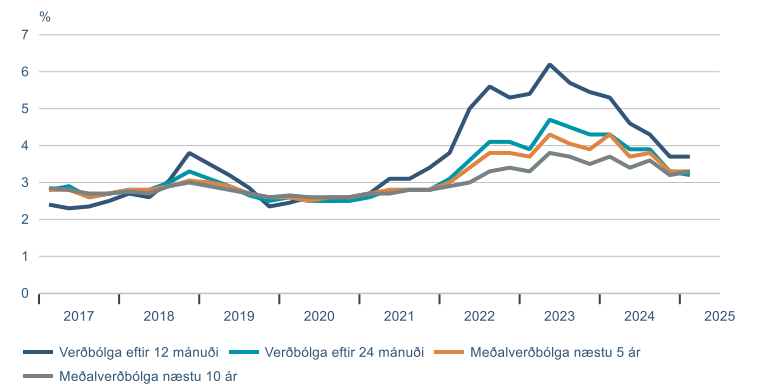
Verðbólguálag á skuldabréfamarkaði



Eftir eðli og uppruna

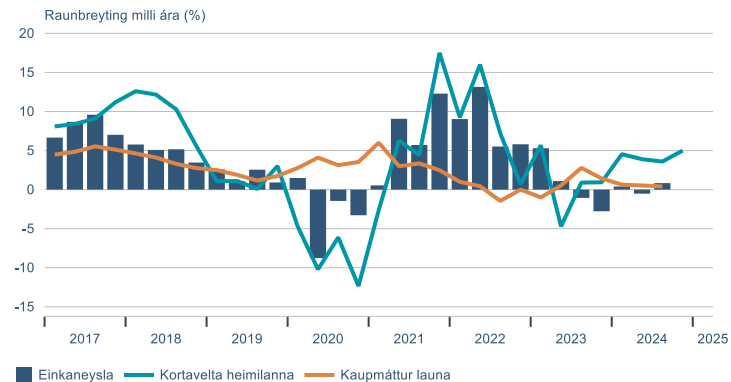


Væntingakönnun markaðsaðila

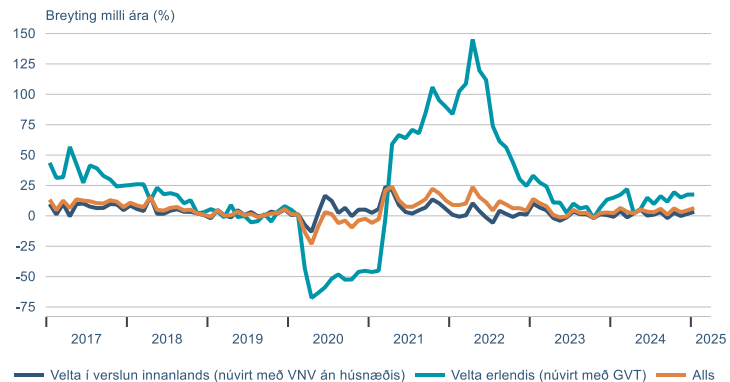


Heimilin

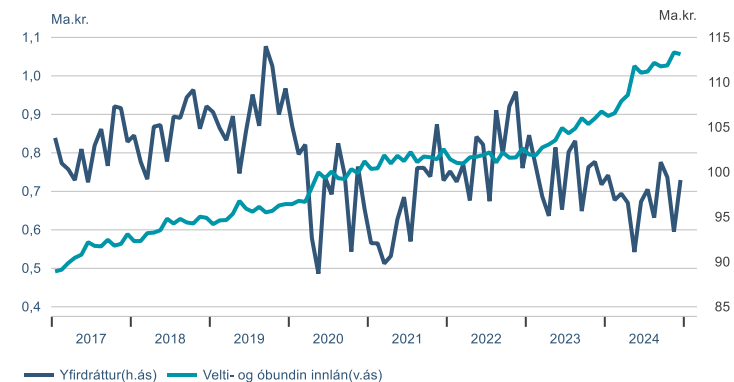
Einkaneysla, kortavelta og laun



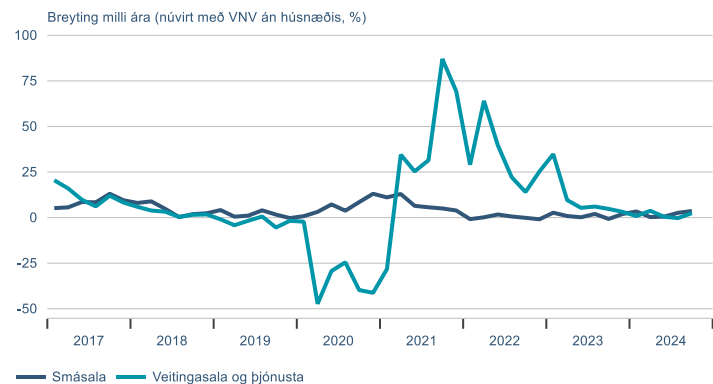
Greiðslukortavelta



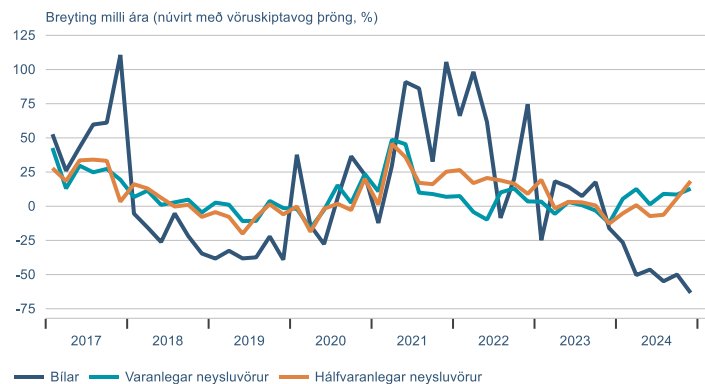
Innlán og yfirdráttur heimilanna



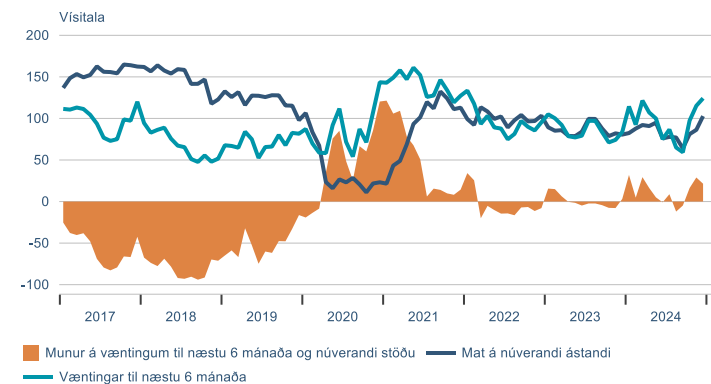
Velta skv. VSK-skýrslum



Innflutningur

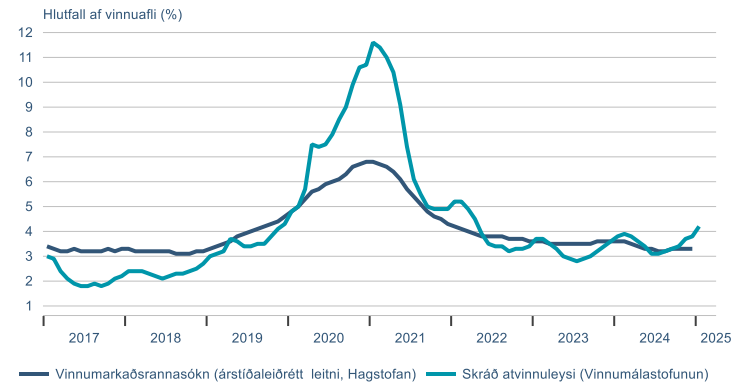


Væntingavísitala

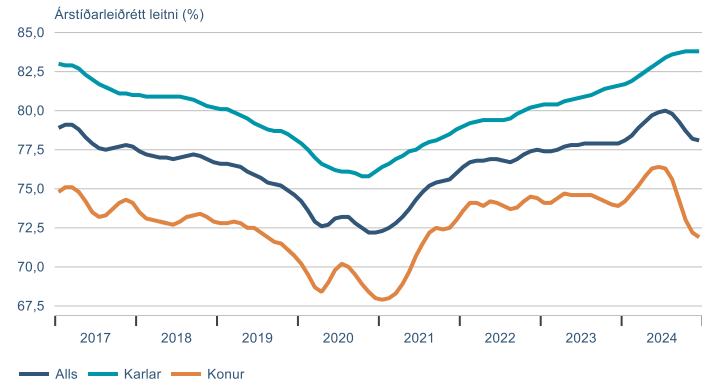


Vinnumarkaðurinn

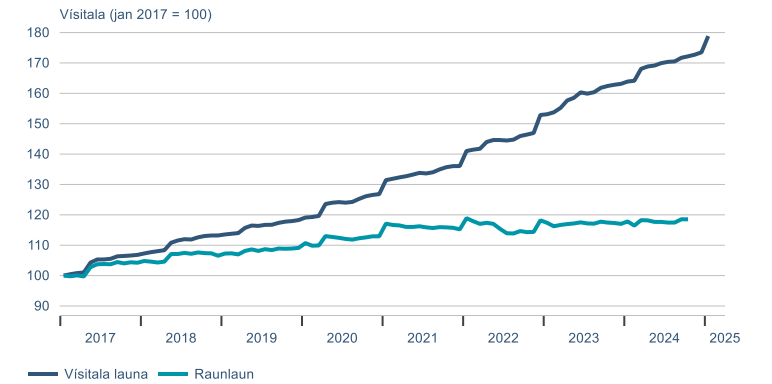
Atvinnuleysi



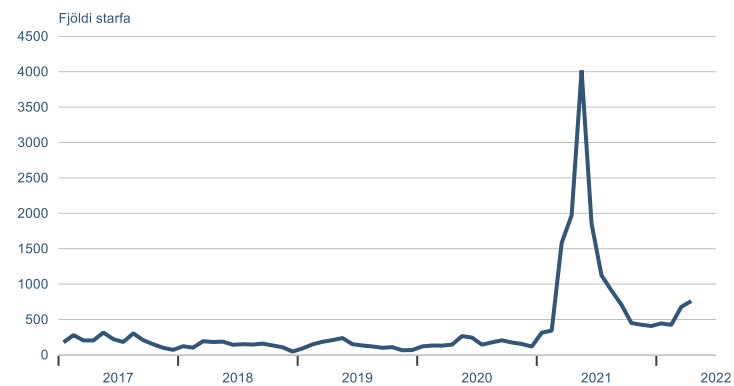
Atvinnuþátttaka



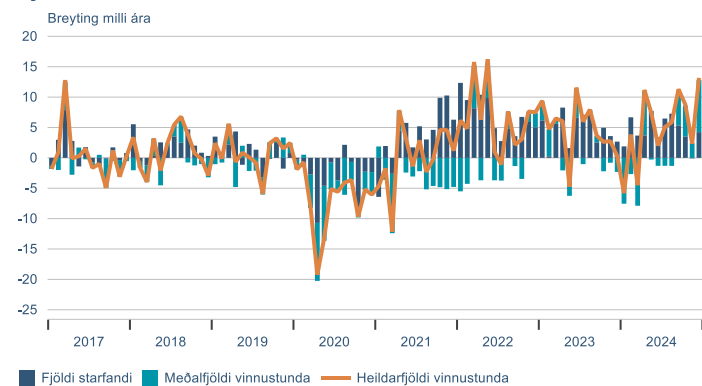
Laun



Laus störf

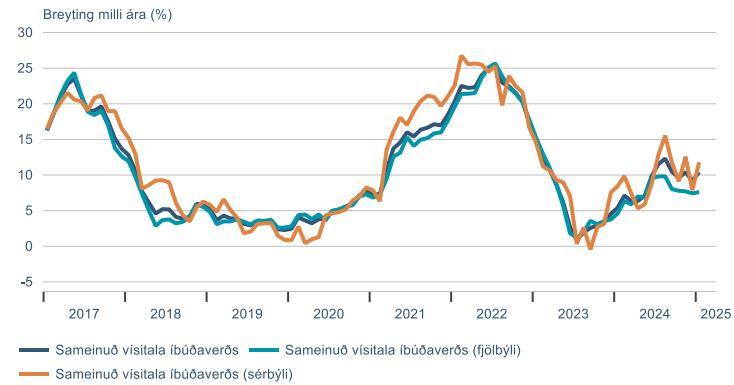


Fjöldi vinnustunda

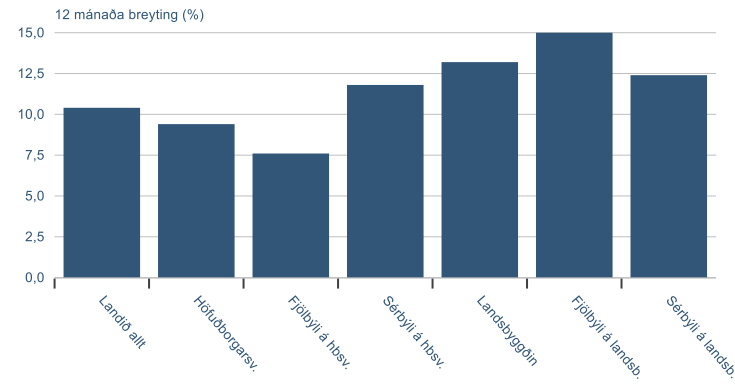


Fasteignamarkaðurinn

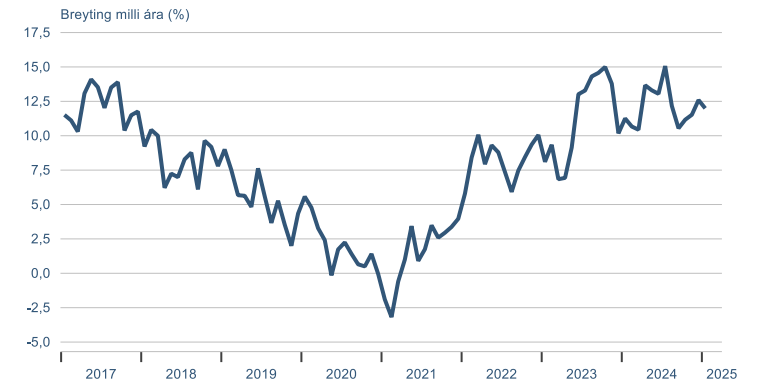
Visitala íbúðaverðs



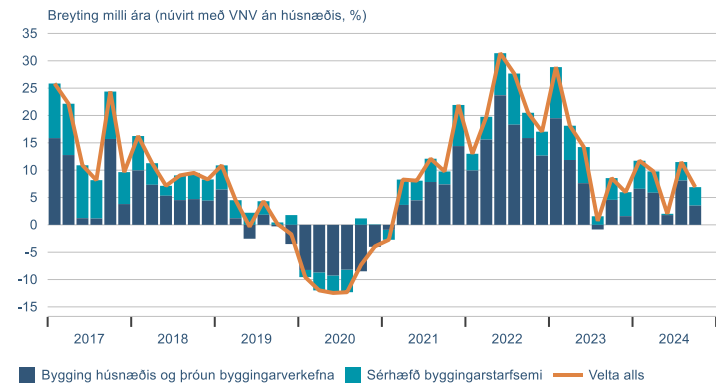
Eftir tegund húsnæðis



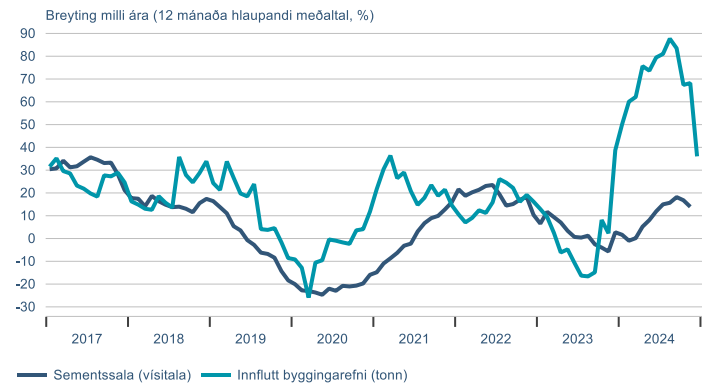
Visitala leiguverðs



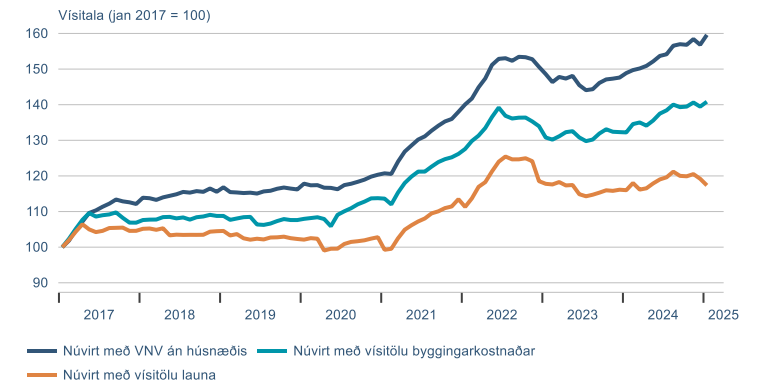
Velta í byggingariðnaði



Byggingavörur

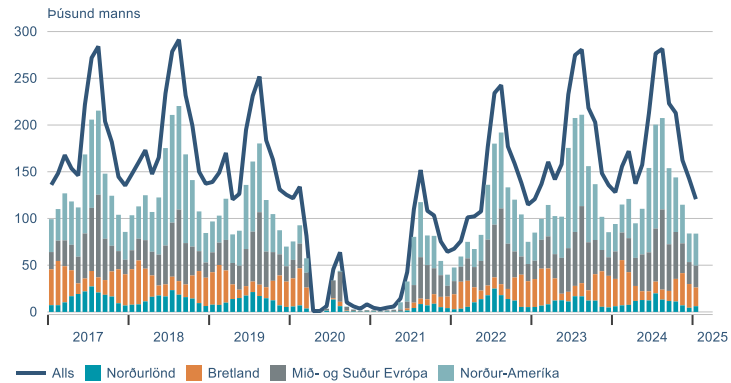


Visitala íbúðaverðs á móti undirliggjandi hagstærðum

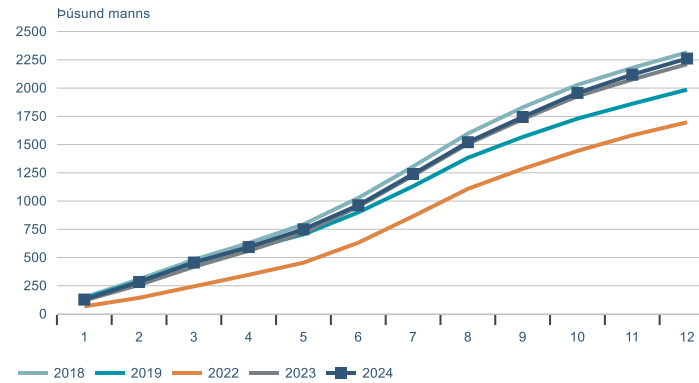


Ferðapjónustan

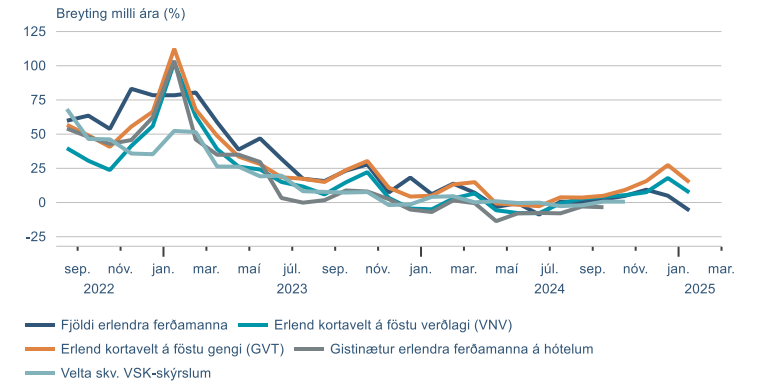
Erlendir ferðamenn um Leifstöð



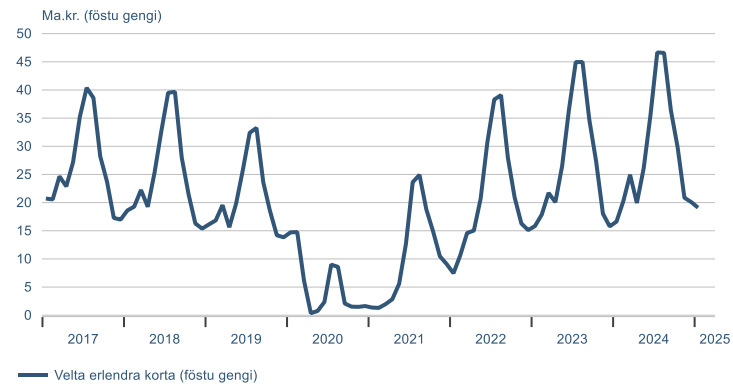
Uppsafnaður fjöldi erlendra ferðamanna innan árs



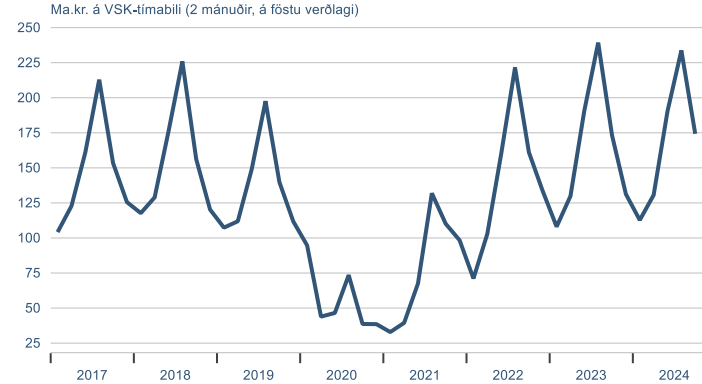
Helstu hagvísar ferðapjónustu



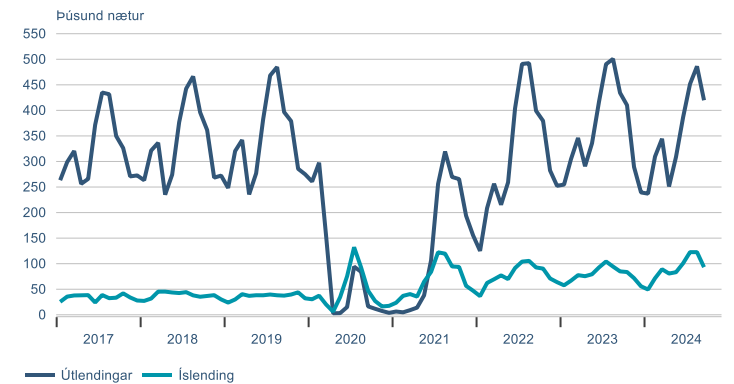
Velta erlendra greiðslukorta



Velta í ferðapjónustu

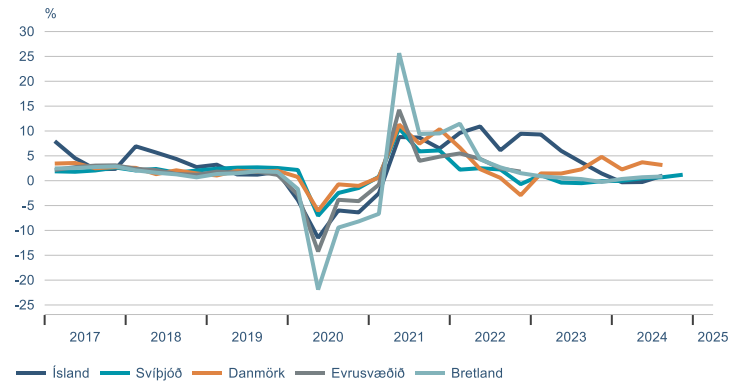


Gistinætur á hótélum

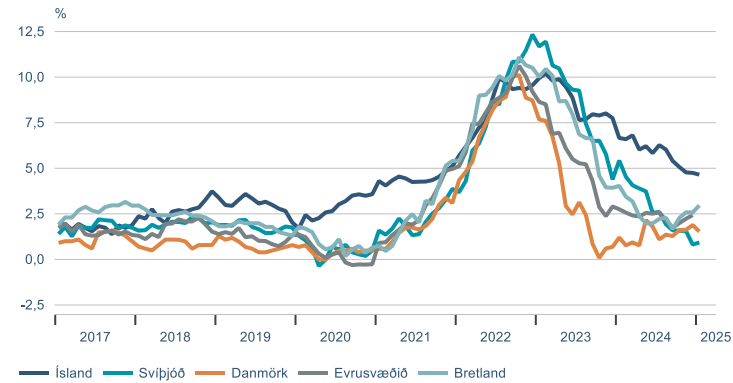


Alþjóðlegur samanburður

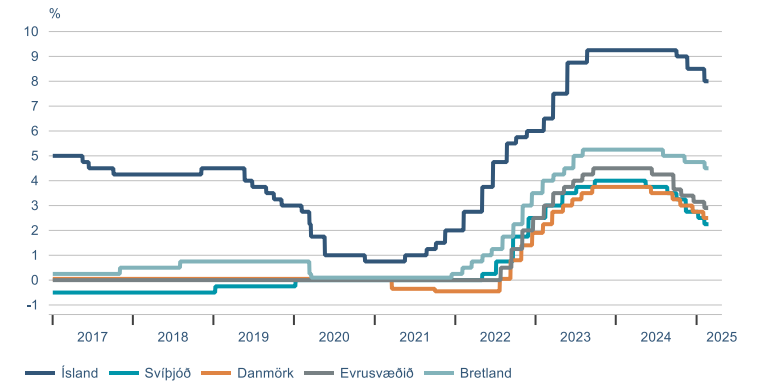
Hagvöxtur



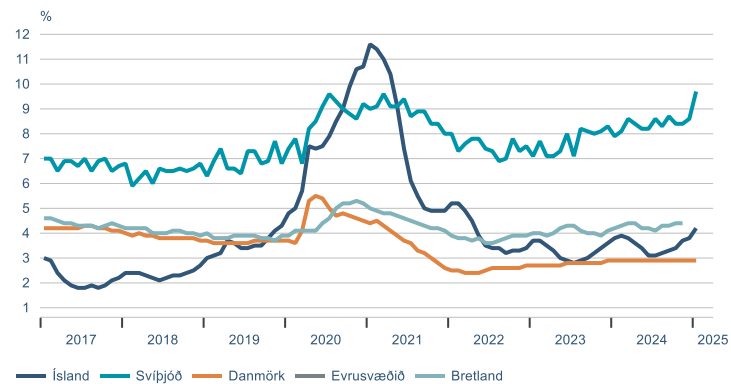
Verðbólga



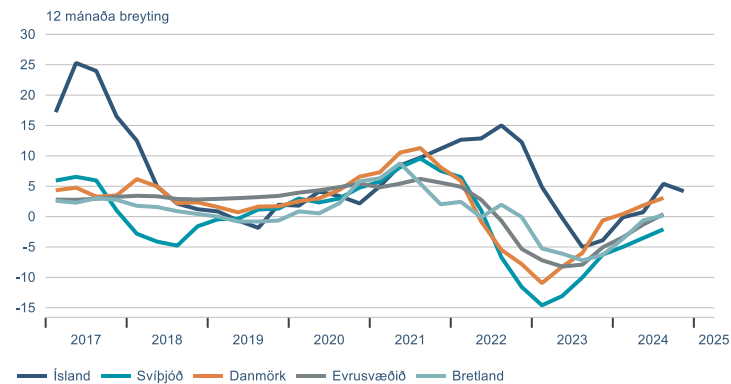
Stýrivextir



Atvinnuleysi



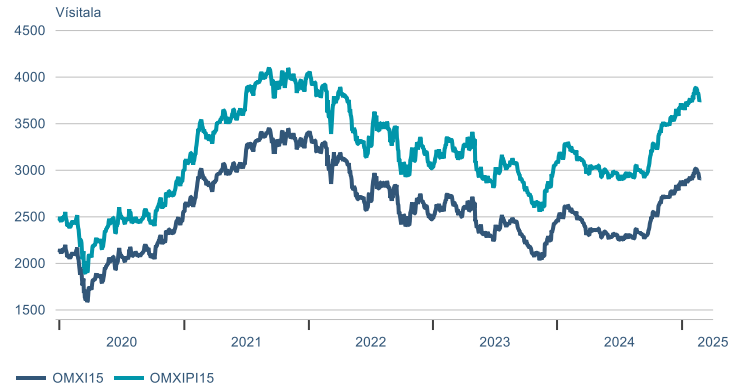
Rauverð íbúða



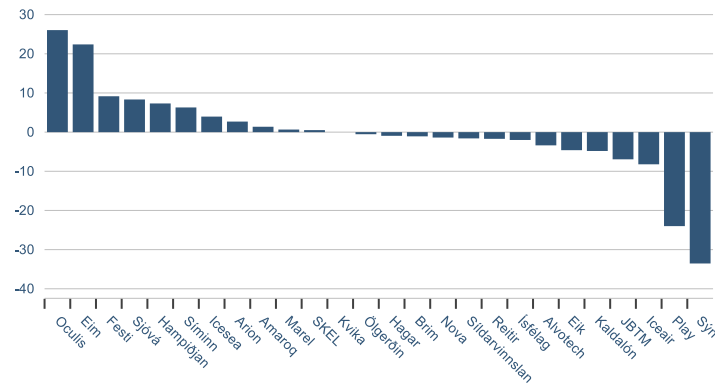
► Fjármálamarkaðir

Hlutabréf

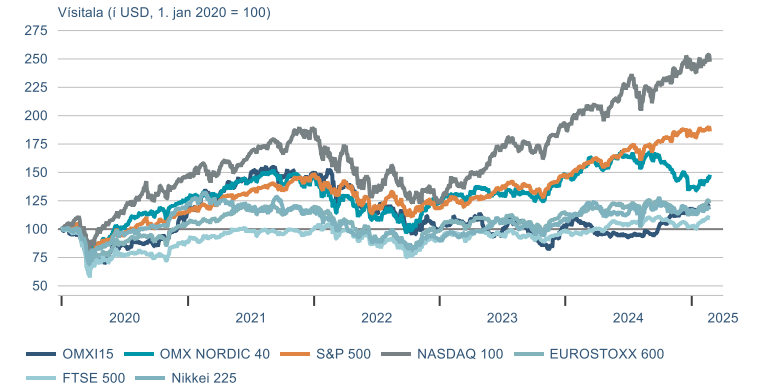
OMX-vísitölur



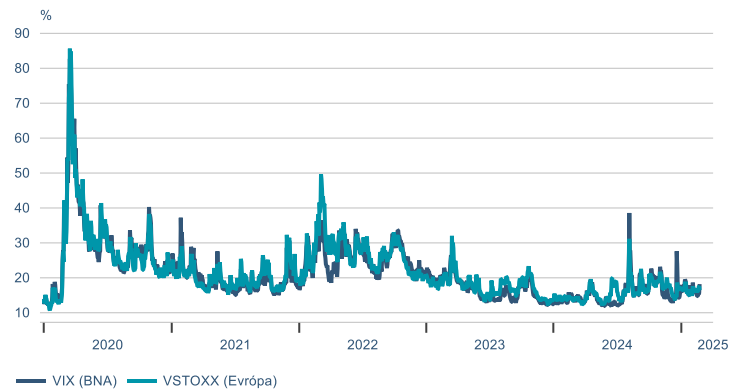
Það sem af er ári



Hlutabréfavísitölur

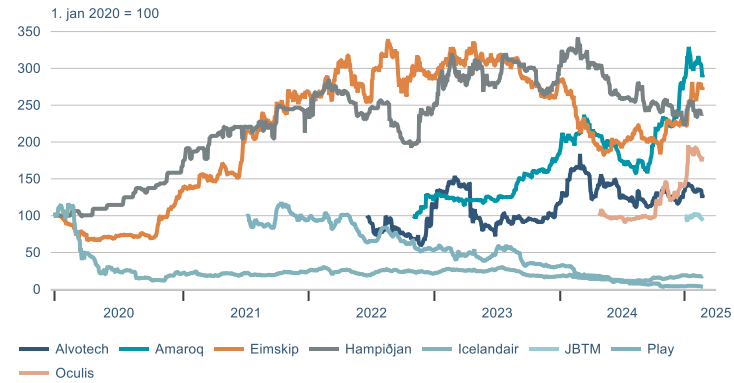


Vix-vísitölur



Hlutabréf

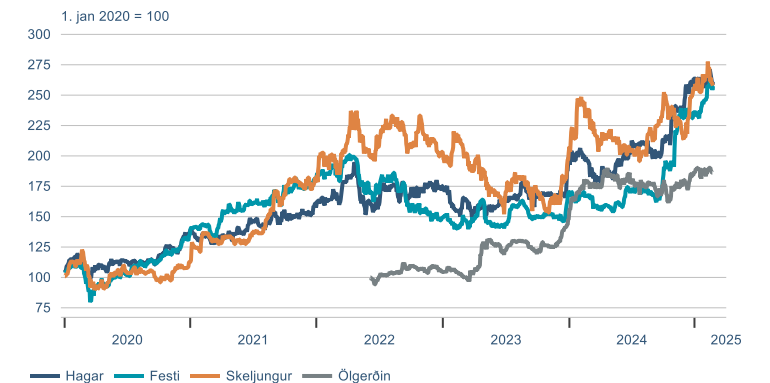
Félög með tekjur í erlendri mynt



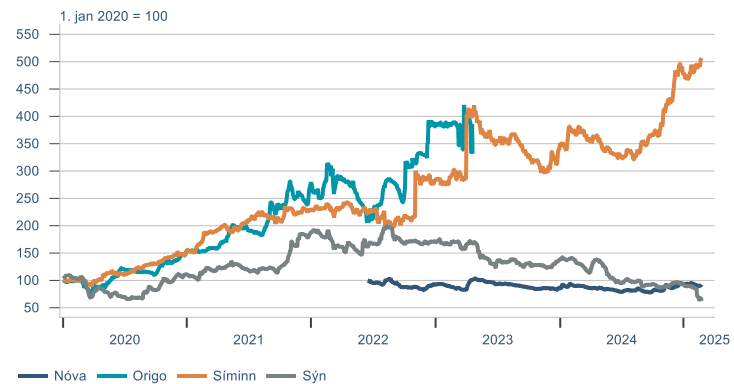
Útvegsfyrirtæki



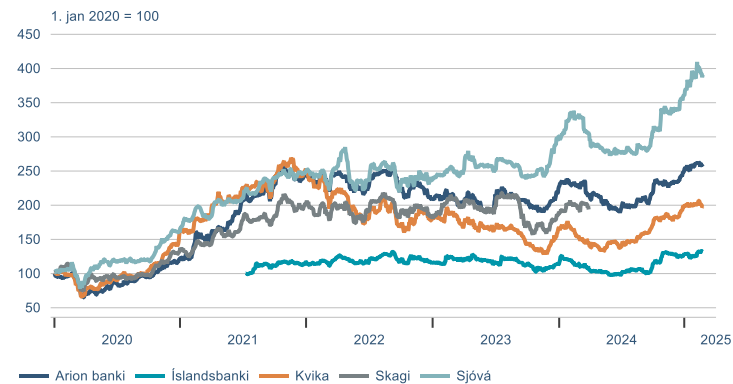
Heild- og smásala



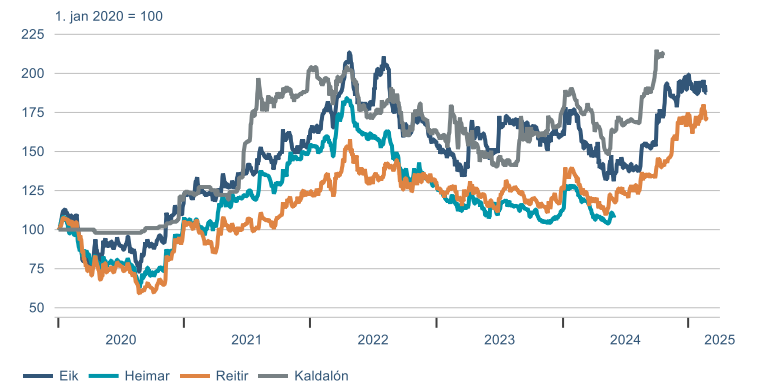
Tæknifyrirtæki



Fjármálfyrirtæki

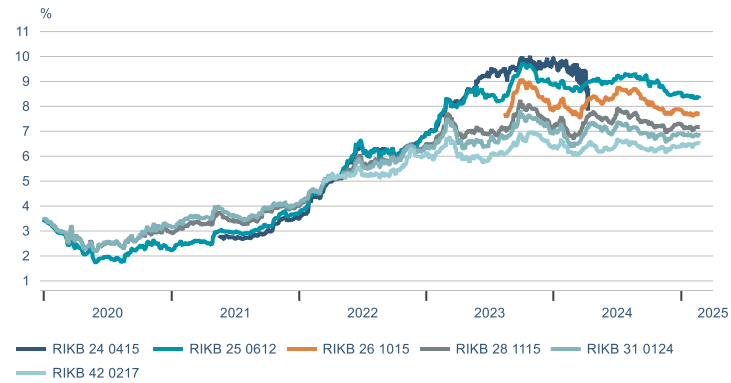


Fasteignafélög

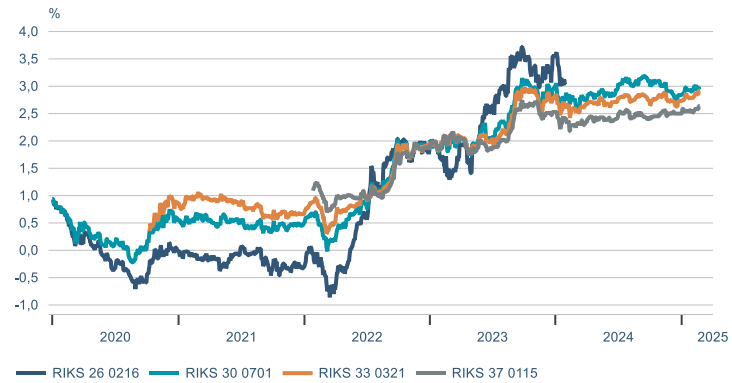


Skuldabréf

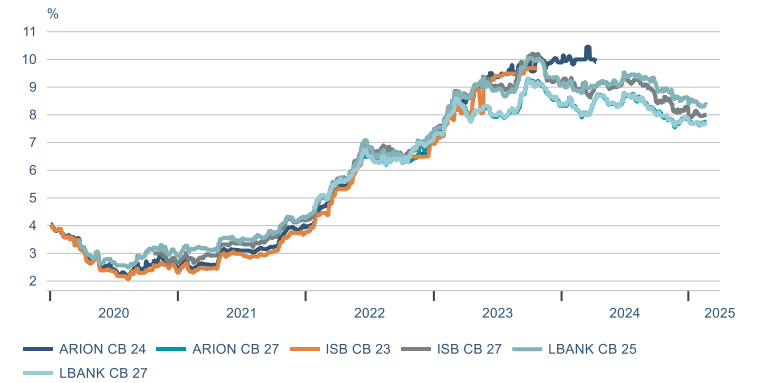
Óverðtryggð ríkisbréf



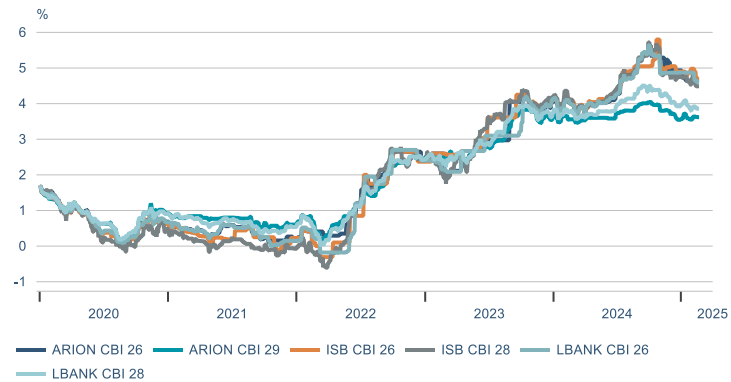
Verðtryggð ríkisbréf



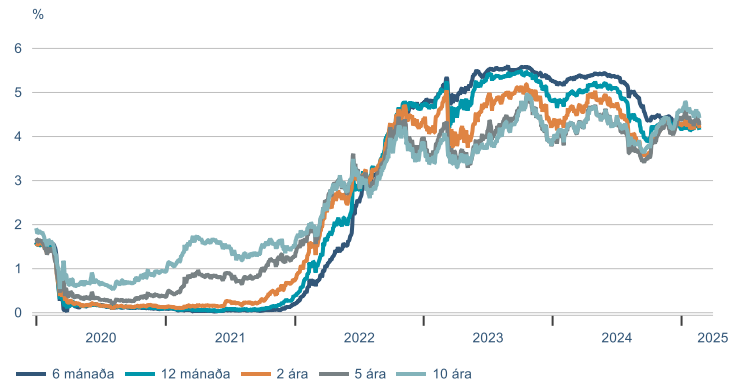
Sértryggð skuldabréf - óverðtryggð



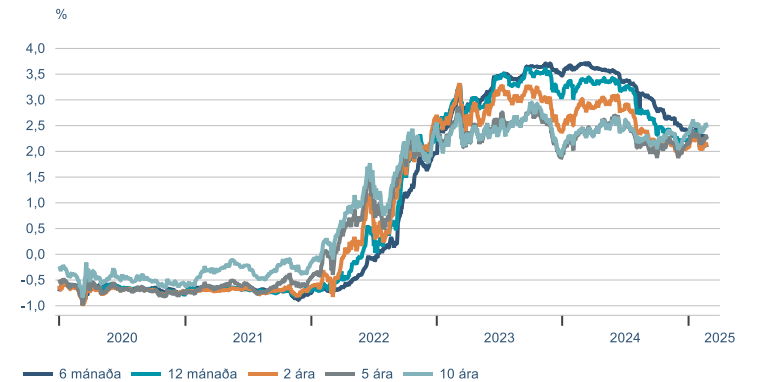
Sértryggð skuldabréf - verðtryggð



Bandarísk ríkisskuldabréf

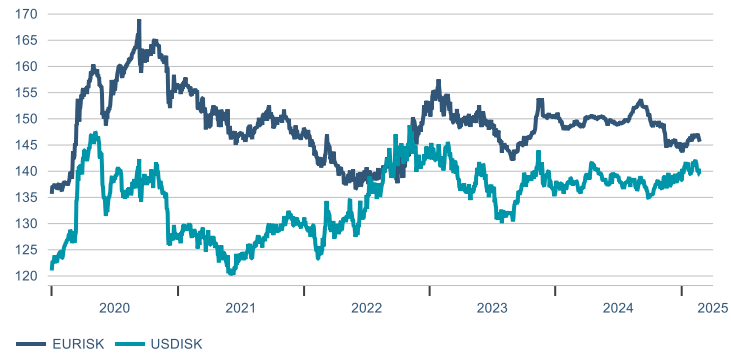


Þýsk ríkisskuldabréf

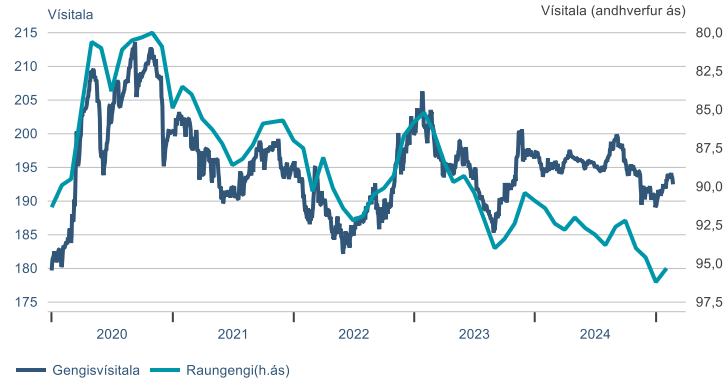


Gjaldeyrir

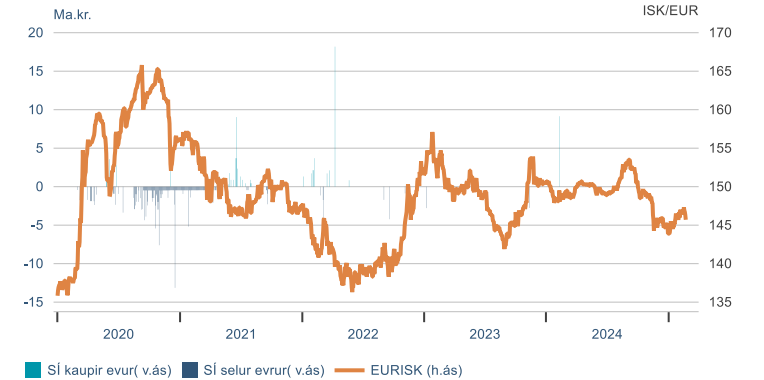
Gengi krónunnar



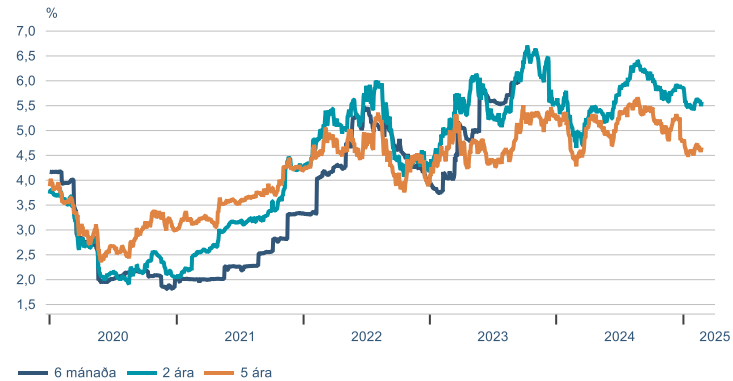
Gengisvísitala



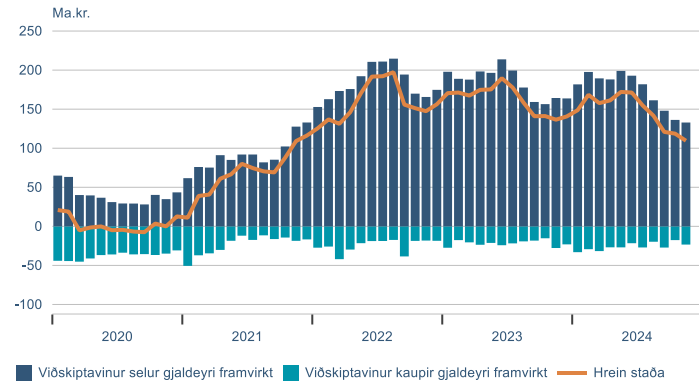
Inngrip SÍ



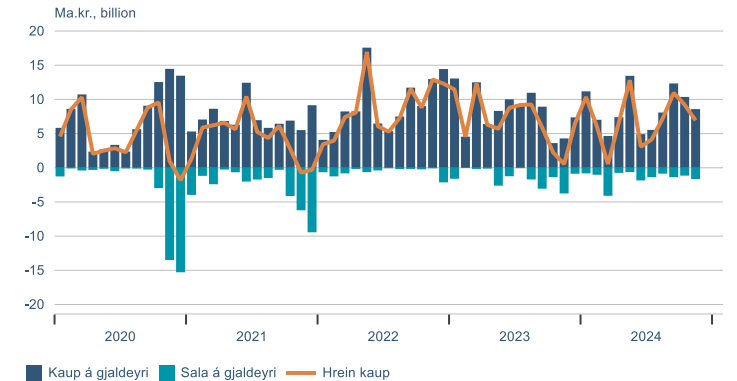
Vaxtamanur við evru



Staða framvirkra samninga með gjaldeyri

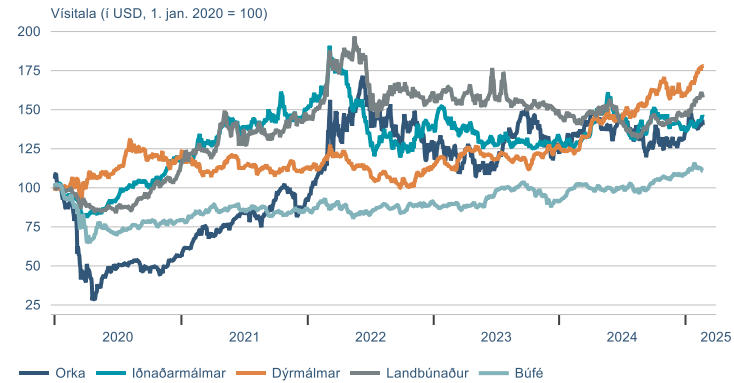


Gjaldeyrisviðskipti lífeyrissjóða



Hrávörur

S&P GSCI hrávörusvísitölur



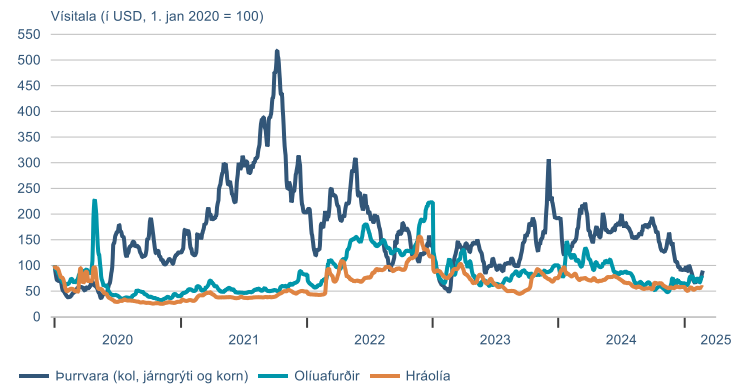
Álverð



Heimsmarkaðsverð á olíu



Baltic exchange flutningsvísitölur



Hlutabréf		ávöxtun			
		Áramót	1M	3M	12M
OMXI15	2.910	0,5%	-0,8%	7,1%	14,9%
OMXI15GI	3.748	0,5%	-0,8%	7,1%	17,7%
Alvotech	1.715	-3,4%	-7,9%	2,1%	-22,0%
Amaroq	185,0	1,4%	-2,6%	32,1%	37,0%
Eimskip	470,0	22,4%	4,0%	23,0%	33,7%
Hampiðjan	110,0	7,3%	-5,2%	-3,1%	-29,0%
Icelandair	1,3	-8,2%	-1,3%	11,7%	10,7%
John Bean	16.750		-4,3%		
Oculus	3.000	26,1%	-6,3%	44,2%	
Play	0,8	-24,0%	-34,5%	-25,5%	-85,1%
Brim	73,2	-1,1%	-4,2%	-3,2%	-9,1%
Iceland Seafood	5,3	4,0%	1,9%	9,8%	-0,9%
Ísfélag	146,6	-2,0%	-4,2%	-4,8%	-6,0%
Síldarvinnslan	92,0	-1,6%	-4,2%	-3,4%	-5,7%
Festi	310,0	9,2%	7,3%	9,2%	56,6%
Hagar	105,0	-0,9%	1,0%	8,8%	36,9%
Skeljungur	19,5	0,5%	2,1%	18,2%	10,9%
Ölgerðin	18,6	-0,5%	2,8%	5,1%	7,1%
Nova	4,3	-1,4%	-0,9%	7,0%	2,9%
Síminn	14,4	6,3%	5,5%	18,6%	35,5%
Sýn	21,4	-33,5%	-30,1%	-31,8%	-52,4%
Arion	171,5	2,7%	-1,2%	9,4%	19,0%
Íslandsbanki	128,5	3,6%	6,2%	2,0%	23,9%
Kvika	20,5	0,0%	-1,4%	10,2%	28,1%
Sjóvá	52,0	8,3%	2,5%	14,0%	25,6%
Skagi	21,5	-0,5%	7,5%	13,8%	25,8%
Eik	13,5	-4,6%	-0,4%	2,7%	28,8%
Heimar	38,8	-0,5%	6,9%	12,1%	55,2%
Kaldalón	25,7	-4,8%	-0,6%	7,5%	48,9%
Reitir	115,0	-1,7%	3,6%	7,5%	42,9%

Leiðrétt fyrir arógreiðslum

Ríkisskuldabréf	krafa	verð	meðalt.	ávöxtun			
				áramót	1M	3M	12M
RIKB 25 0612	8,37%	99,8	0,3	1,3%	0,7%	2,1%	8,9%
RIKB 26 1015	7,70%	98,5	1,6	1,4%	0,6%	2,0%	8,1%
RIKB 27 0415	7,65%	100,6	1,9	1,3%	0,6%	1,9%	
RIKB 28 1115	7,18%	93,1	3,4	1,4%	0,4%	1,5%	5,6%
RIKB 31 0124	6,85%	98,3	5,1	1,3%	0,7%	1,4%	4,8%
RIKB 35 0917	6,72%	102,0	7,6	-0,2%	0,1%	0,1%	2,9%
RIKB 42 0217	6,53%	79,5	11,6	-0,6%	0,1%	-0,8%	1,6%
RIKS 26 0216	4,39%	97,3	1,0	0,9%	0,5%	1,9%	7,2%
RIKS 30 0701	2,99%	101,3	4,9	-0,2%	-0,2%	0,6%	6,5%
RIKS 33 0321	2,92%	100,6	7,1	-0,8%	-0,8%	-0,4%	5,0%
RIKS 37 0115	2,64%	83,5	11,2	-1,0%	-1,0%	-0,6%	3,1%

Gjaldeyri		áramót			
		1M	3M	12M	
GVT	192,4	1,7%	0,2%	0,2%	-1,6%
EUR	145,7	1,3%	-0,1%	-0,1%	-2,1%
USD	139,2	1,1%	-1,2%	0,4%	1,1%
GBP	176,1	1,5%	2,0%	0,5%	1,2%
DKK	19,5	1,3%	-0,1%	-0,1%	-2,2%
SEK	13,1	4,4%	2,8%	4,0%	-1,6%
NOK	12,5	3,1%	1,5%	-0,2%	-4,6%
CHF	154,7	1,4%	-0,1%	-1,5%	-1,2%
JPY	0,93	5,8%	2,3%	3,1%	0,7%

Þessi samantekt og/eða umfjöllun er markaðsefni ætlað til upplýsingar en ekki sem grundvöllur viðskipta. Markaðsefni þetta felur hvorki í sér fjárfestingarráðgjöf né óháða fjárfestingargreiningu. Lagakröfur sem gilda um fjárfestingarráðgjöf og fjárfestingargreiningu eiga því ekki við, þ.m.t. bann við viðskiptum fyrir dreifingu.

Upplýsingar um þróun gengis innlendra hlutabréfa, skuldabréfa og/eða vísitalna koma frá Nasdaq Iceland – Kauphöllinni. Á vef Landsbankans er hægt að nálgast nánari upplýsingar með því að smella á viðkomandi hlutabréf, skuldabréfaflokk eða vísitölu. Upplýsingar um þróun gengis erlendra fjármálagerna, vísitalna og/eða sjóða koma frá aðilum sem Landsbankinn hefur metið áreiðanlega. Þróun gengis í fortíð gefur ekki vísbendingu um framtíðarþróun.

Upplýsingar um fyrri árangur sjóða Landsbréfa byggja á upplýsingum frá Landsbréfum. Á vef Landsbankans er hægt að nálgast nánari upplýsingar með því að smella á heiti viðkomandi sjóðs, þ.m.t. um árangur síðastliðinna fimm ára. Upplýsingar um fyrri árangur sjóða sýna nafnávöxtun, nema annað sé tekið fram. Ef fyrri árangur sjóða byggir á erlendum gjaldmiðli getur ávöxtun aukist eða minnkað vegna gengissveiflna. Árangur í fortíð gefur ekki áreiðanlega vísbendingu um framtíðarárangur.

Verðbréfi viðskipti fela í sér áhættu og eru lesendur hvattir til að kynna sér Áhættulýsingu vegna viðskipta með fjármálagerna og Stefnu Landsbankans um hagsmunaárekstra sem finna má á vef Landsbankans.

Landsbankinn hefur starfsleyfi sem viðskiptabanki samkvæmt lögum nr. 161/2002 um fjármálafyrirtæki og sætir eftirliti Fjármálaeftirlits Seðlabanka Íslands (www.sedlabanki.is/fjarmalaeftirlit).