



Vikubyrjun 10. febrúar 2025

Greiningardeild Landsbankans



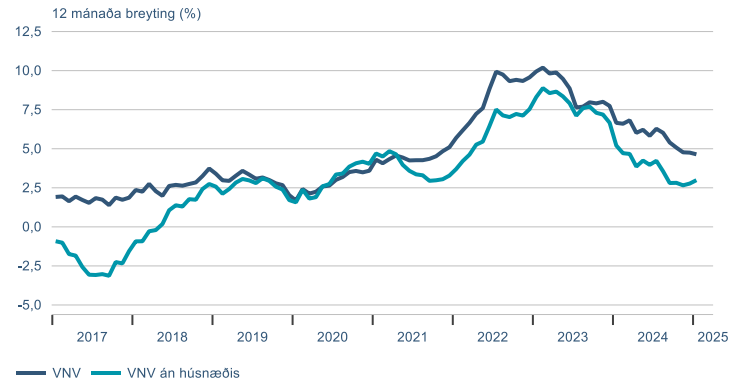
Dagatal

Vikud.	Dag.	kl.	Viðburður	Tímabil	Birtingaraðili
mán	10. feb.	12:00	Skráð atvinnuleysi	jan	Vinnumálastofnun
			Markaðsupplýsingar		Lánamál ríkisins
		09:00	Erlend staða Seðlabankans	jan	Seðlabankinn
þri	11. feb.		Brottfarir um Keflavíkurflugvöll	jan	Ferðamálastofa
mið	12. feb.		Ársuppgjör	2024	Arion banki
			Ársuppgjör	2024	Kvika banki
			Skuldabréfaútboð		Lánasjóður sveitarfélaga
			Helstu tölur úr leiguskrá	nóv	HMS
fim	13. feb.		Ársuppgjör	2024	Eik
			Ársuppgjör	2024	Heimar
			Ársuppgjör	2024	Íslandsbanki
			Helstu tölur úr fasteignamarkaðnum	jan	HMS
fös	14. feb.		Lok verðkönnunarviku	feb	Hagstofan
		09:00	Fiskafli	jan	Hagstofan
		09:00	Gjaldeyrisforði og tengdir liðir	jan	Seðlabankinn
			Helstu tölur úr leiguskrá	jan	HMS

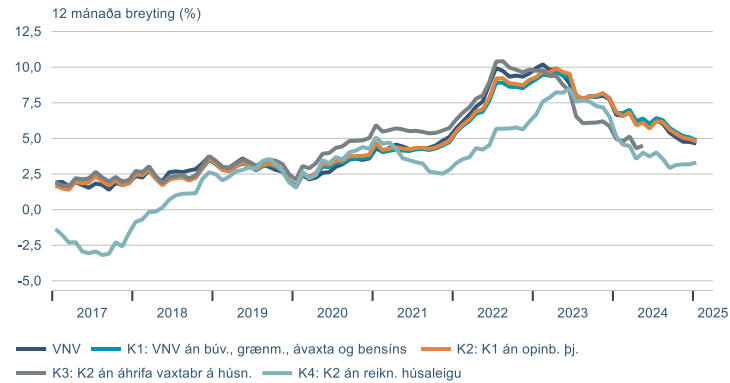
▶ Efnahagsmál

Verðlag

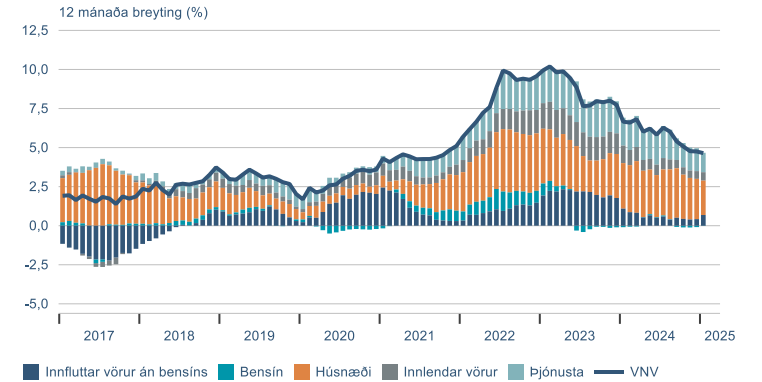
Visitala neysluverðs



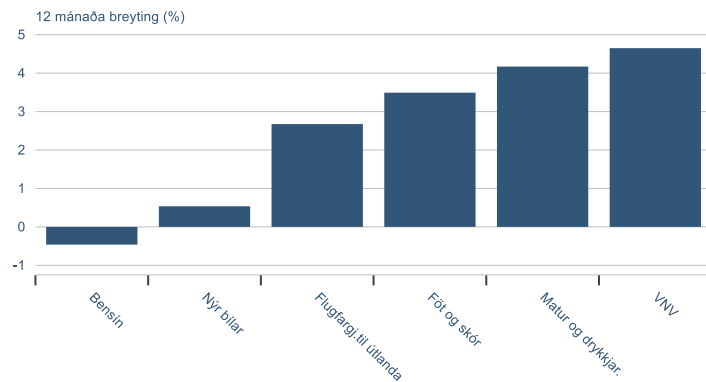
Kjarnavísitölur



Eftir eðli og uppruna



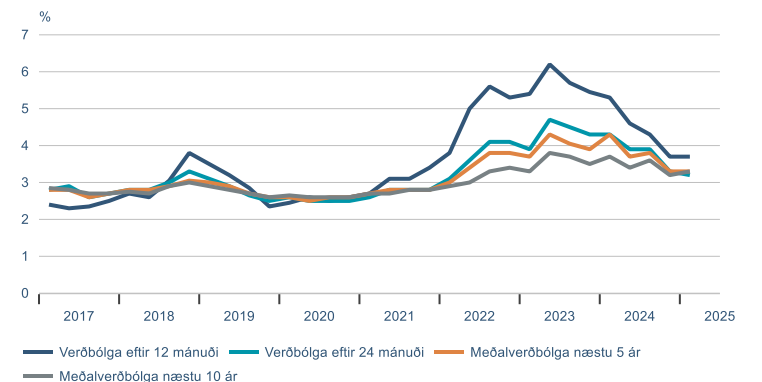
Valdir undirliðir



Verðbólguálag á skuldabréfamarkaði

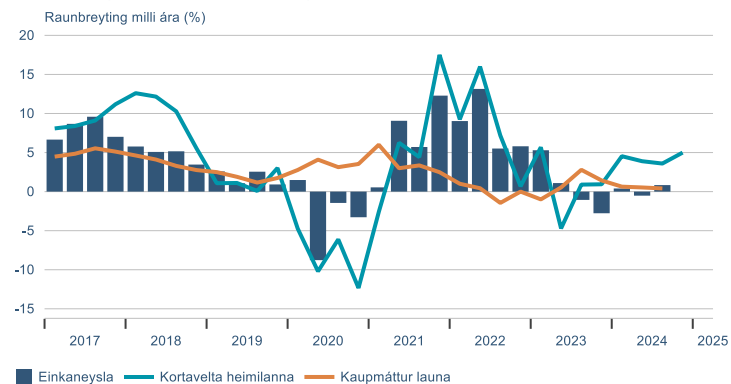


Væntingakönnun markaðsaðila

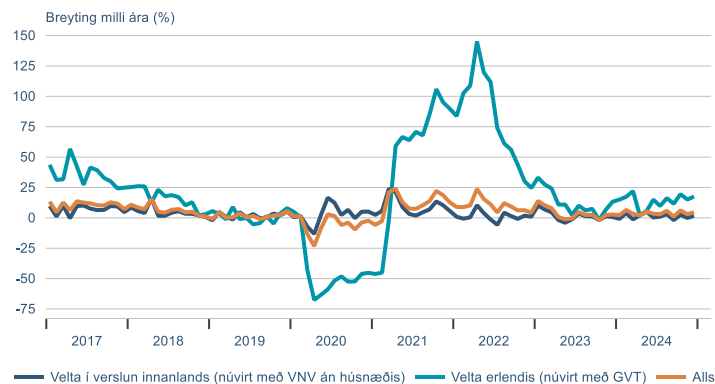


Heimilin

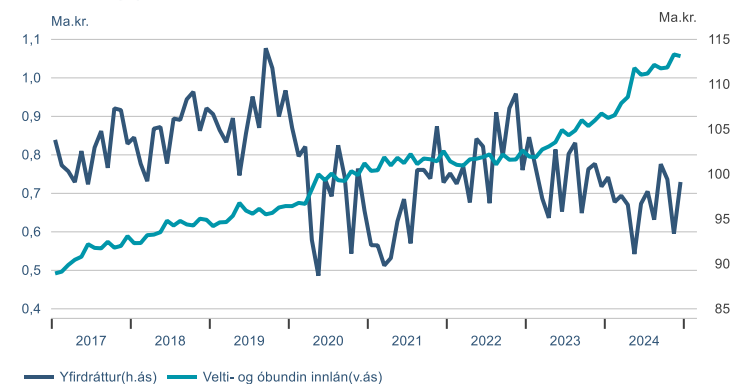
Einkaneysla, kortavelta og laun



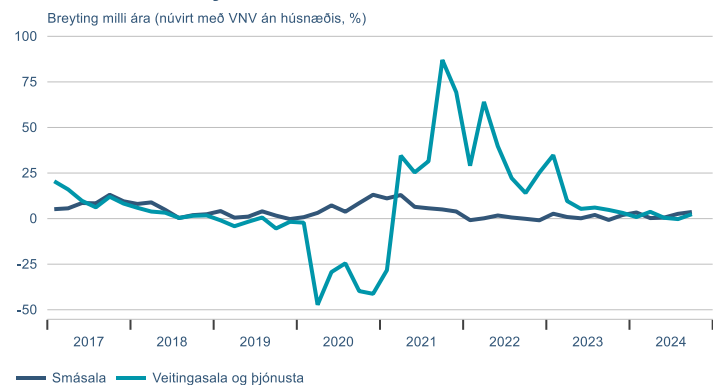
Greiðslukortavelta



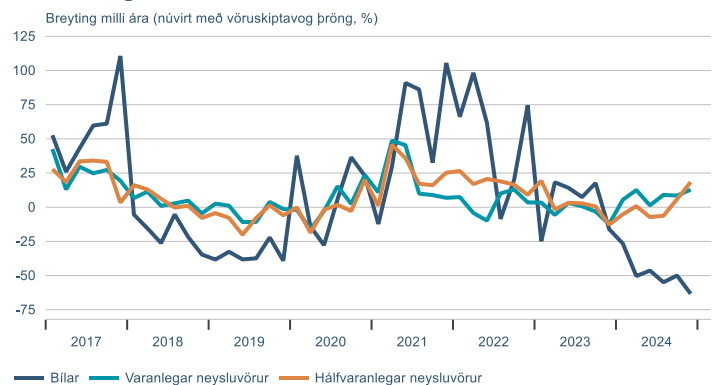
Innlán og yfirdráttur heimilanna



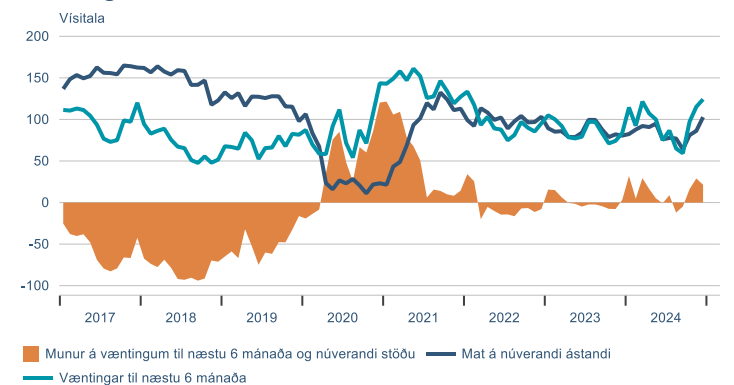
Velta skv. VSK-skýrslum



Innflutningur

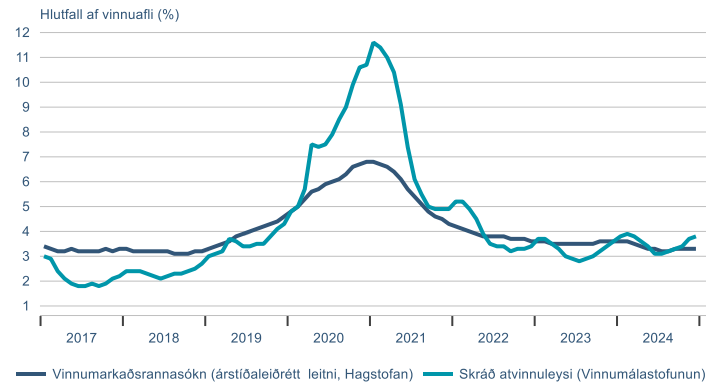


Væntingavísitala

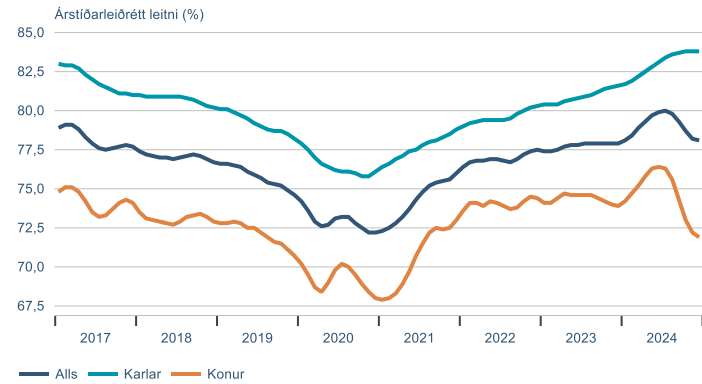


Vinnumarkaðurinn

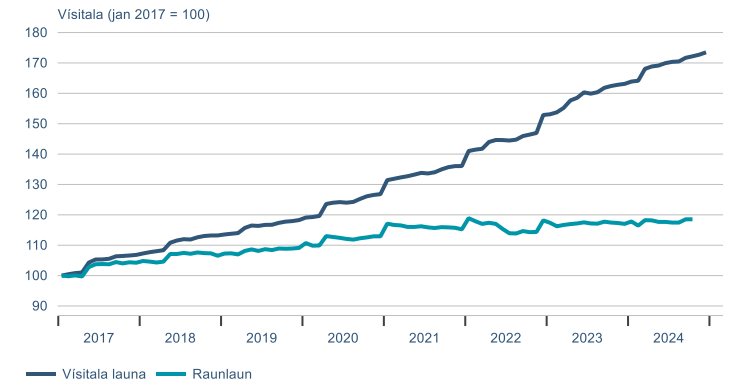
Atvinnuleysi



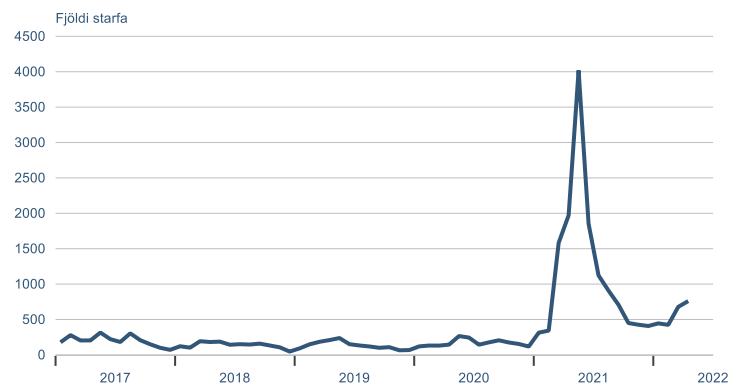
Atvinnuþátttaka



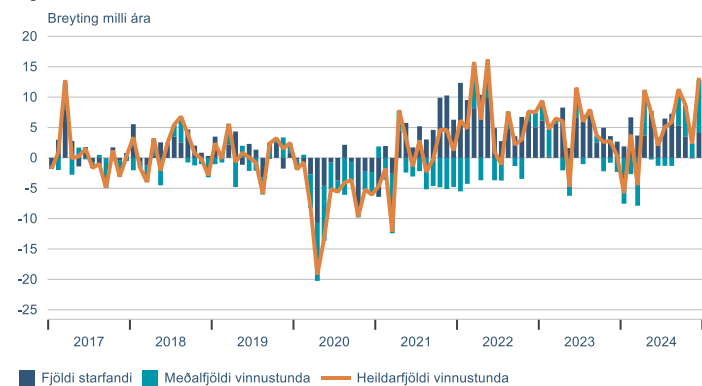
Laun



Laus störf

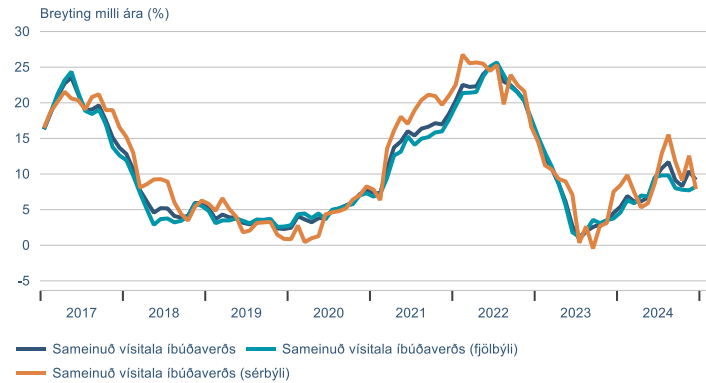


Fjöldi vinnustunda

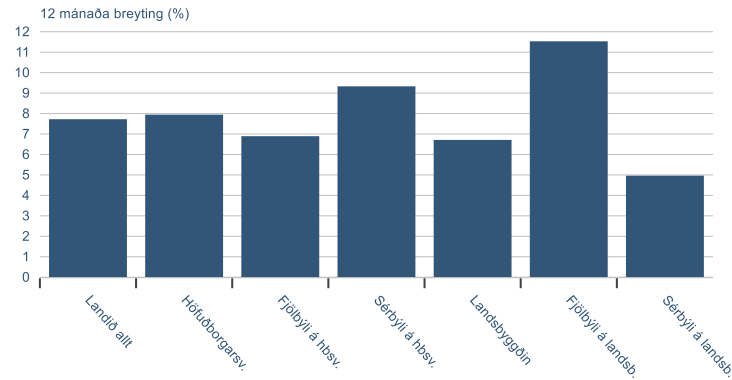


Fasteignamarkaðurinn

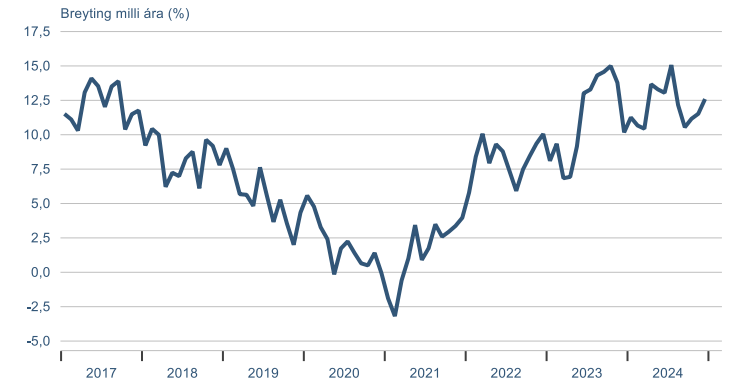
Visitala íbúðaverðs



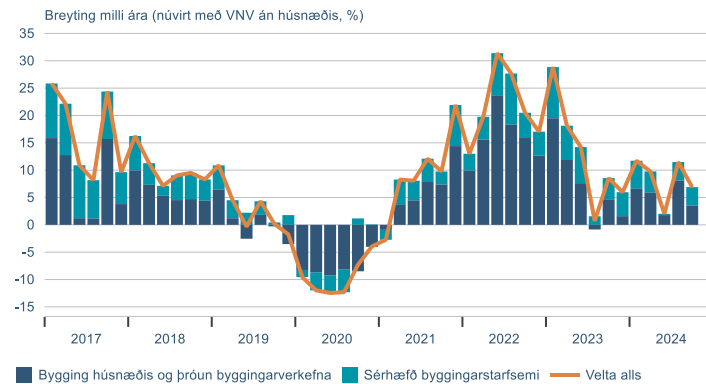
Eftir tegund húsnæðis



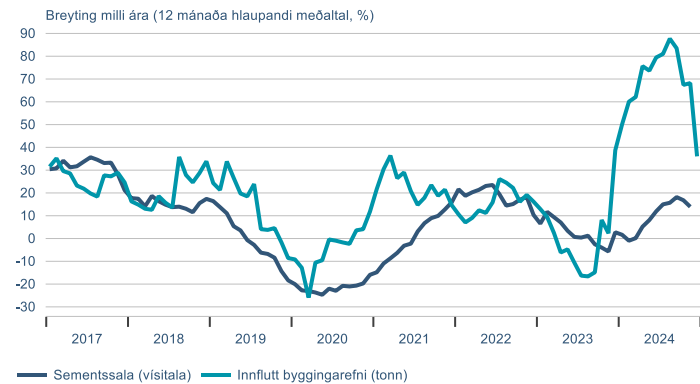
Visitala leiguverðs



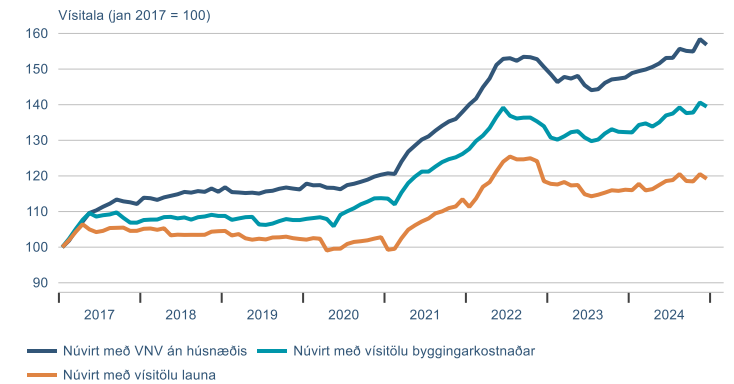
Velta í byggingariðnaði



Byggingavörur

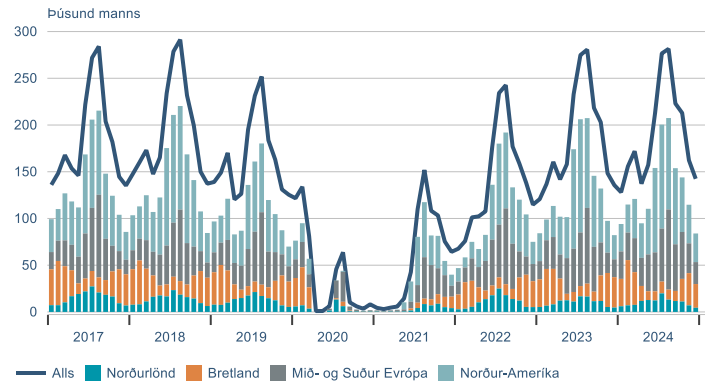


Visitala íbúðaverðs á móti undirliggjandi hagstærðum

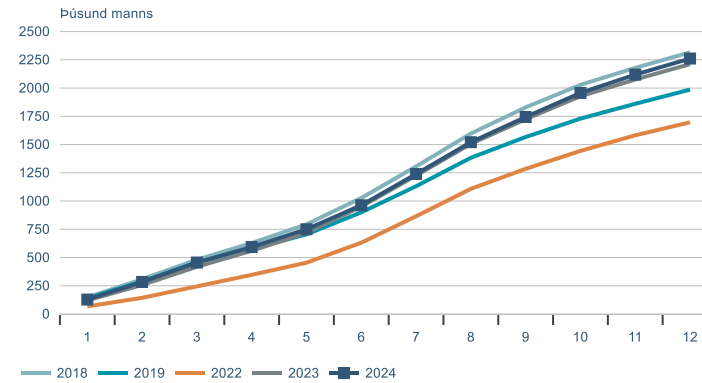


Ferðaþjónustan

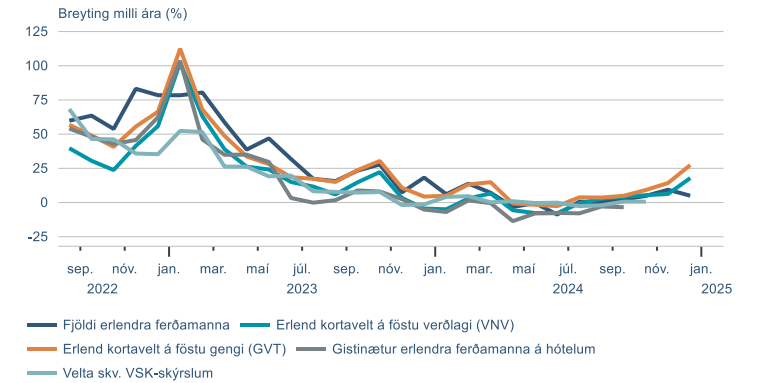
Erlendir ferðamenn um Leifstöð



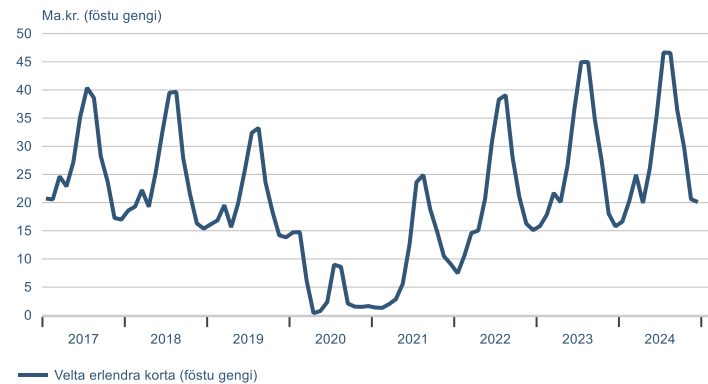
Uppsafnaður fjöldi erlendra ferðamanna innan árs



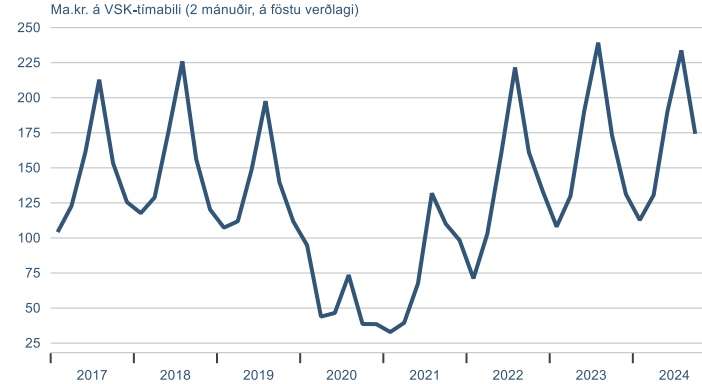
Helstu hagvísar ferðaþjónustu



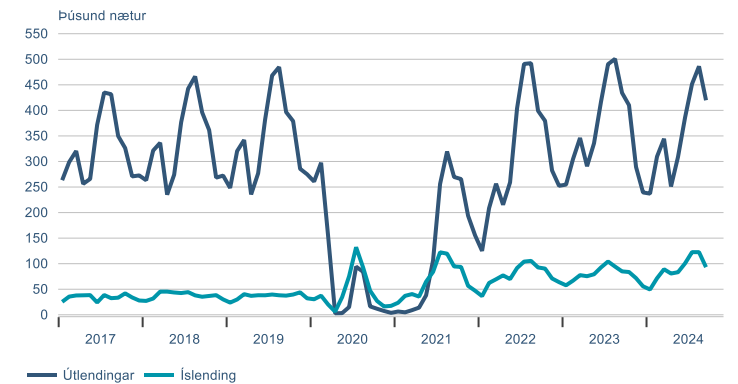
Velta erlendra greiðslukorta



Velta í ferðaþjónustu

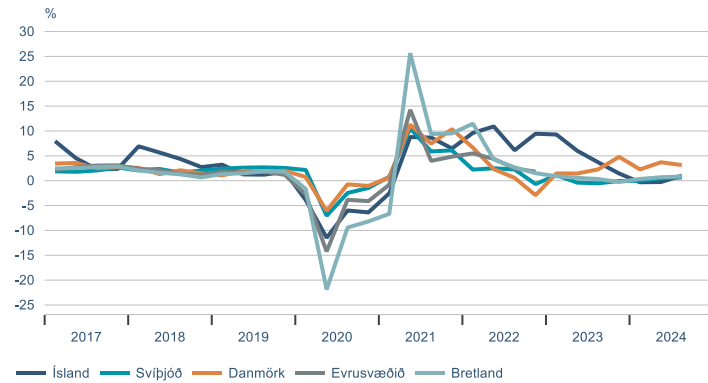


Gistinætur á hótélum

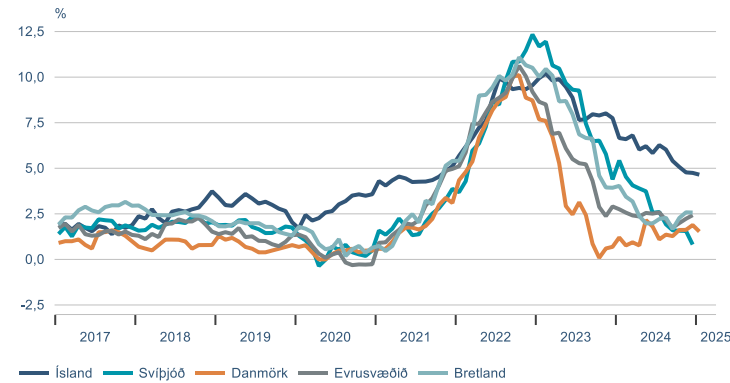


Alþjóðlegur samanburður

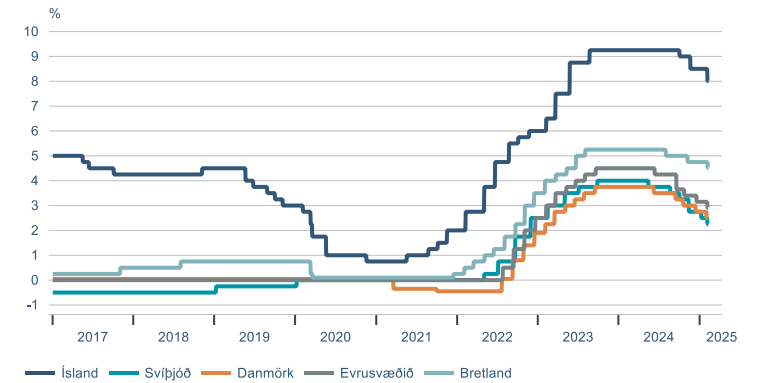
Hagvöxtur



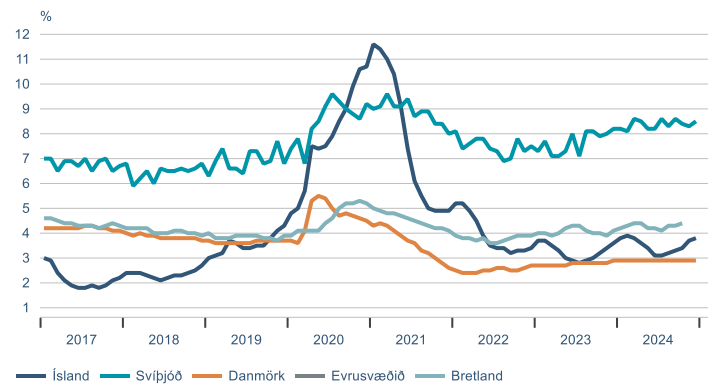
Verðbólga



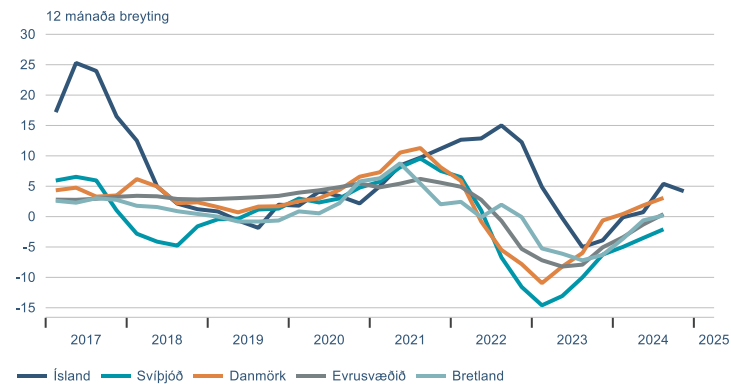
Stýrivextir



Atvinnuleysi



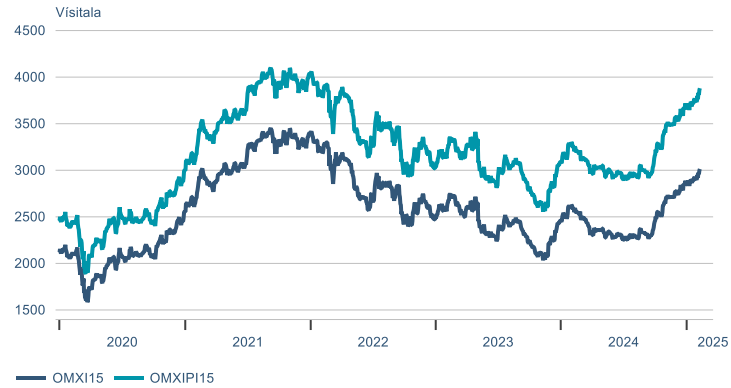
Rauverð íbúða



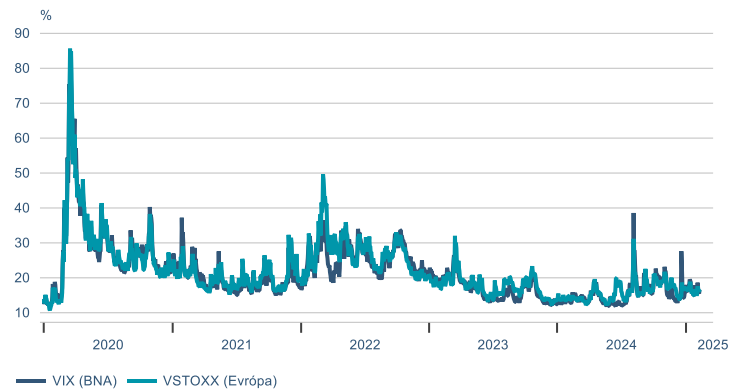
► Fjármálamarkaðir

Hlutabréf

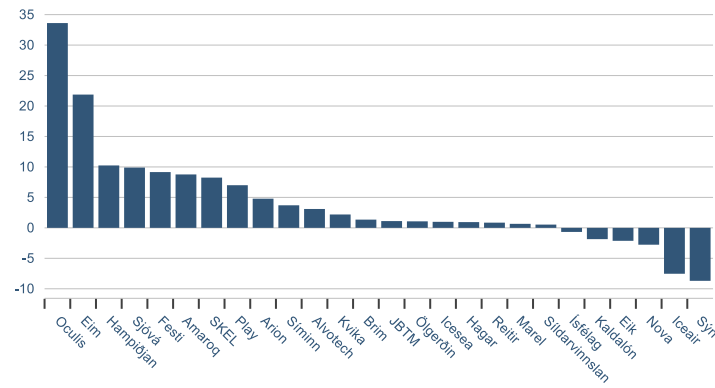
OMX-vísitölur



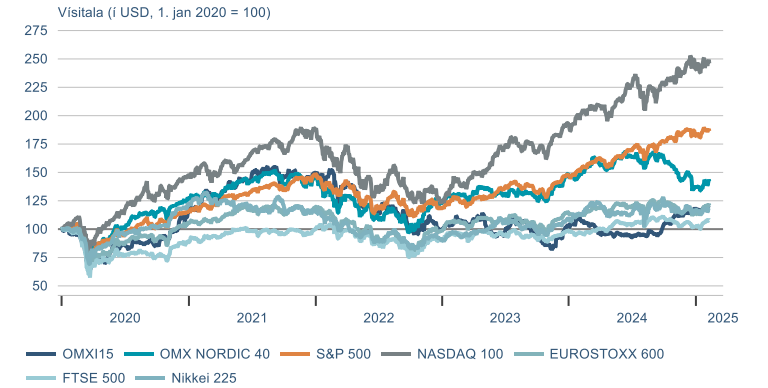
Vix-vísitölur



Það sem af er ári

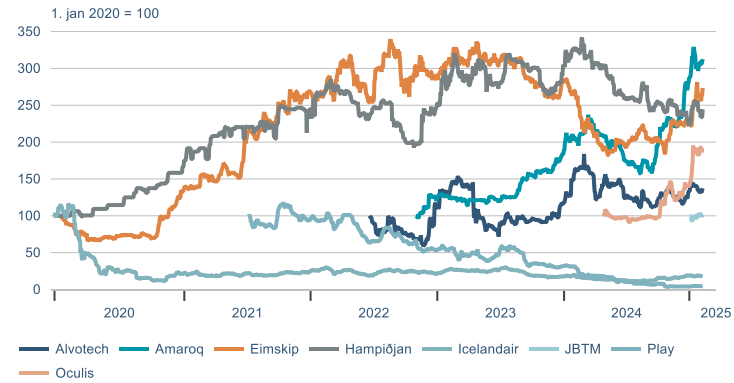


Hlutabréfavísitölur



Hlutabréf

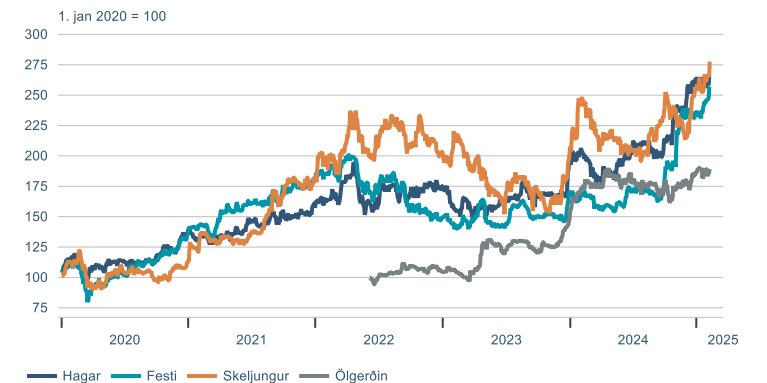
Félög með tekjur í erlendri mynt



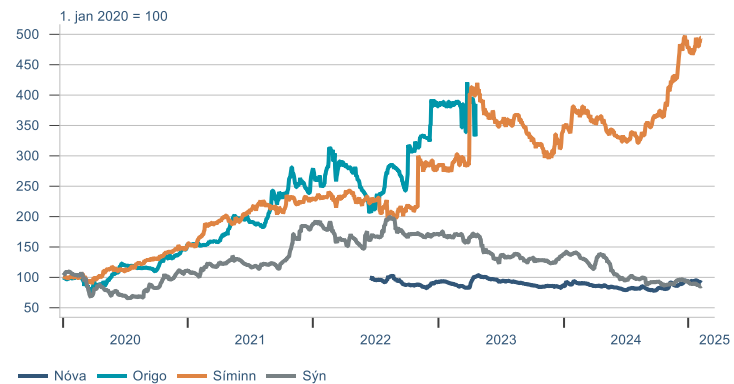
Útvegsfyrirtæki



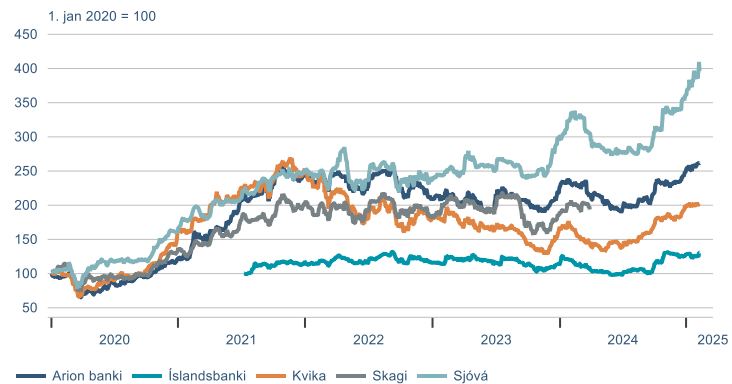
Heild- og smásala



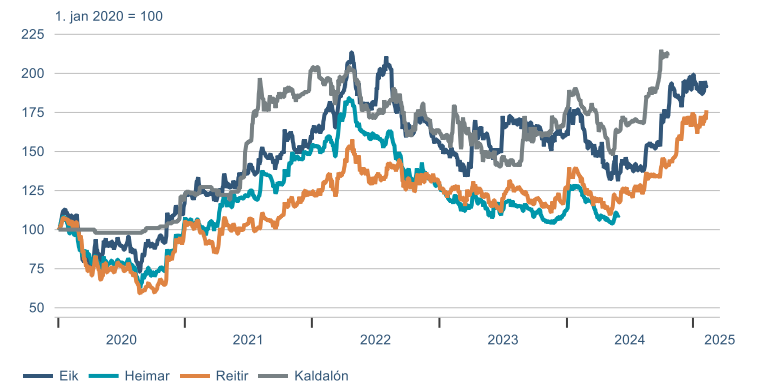
Tæknifyrirtæki



Fjármálfyrirtæki

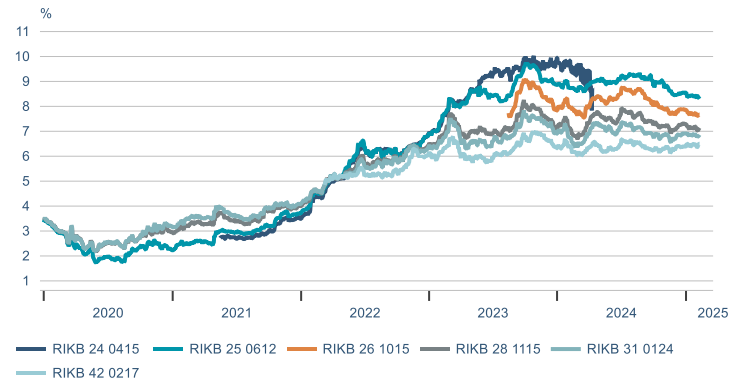


Fasteignafélög

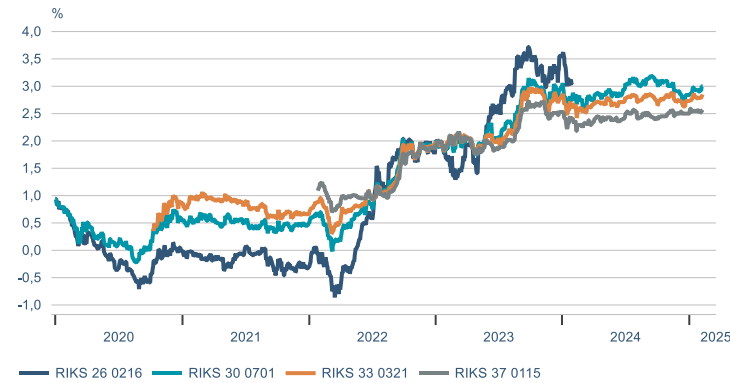


Skuldabréf

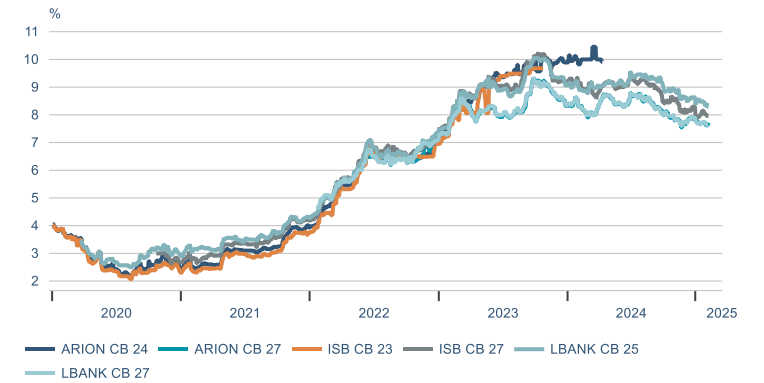
Óverðtryggð ríkisbréf



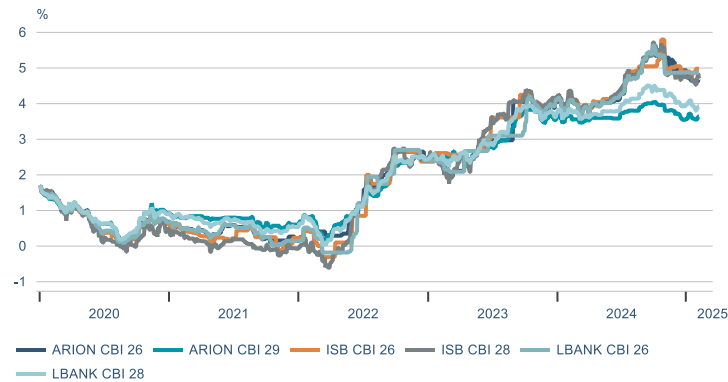
Verðtryggð ríkisbréf



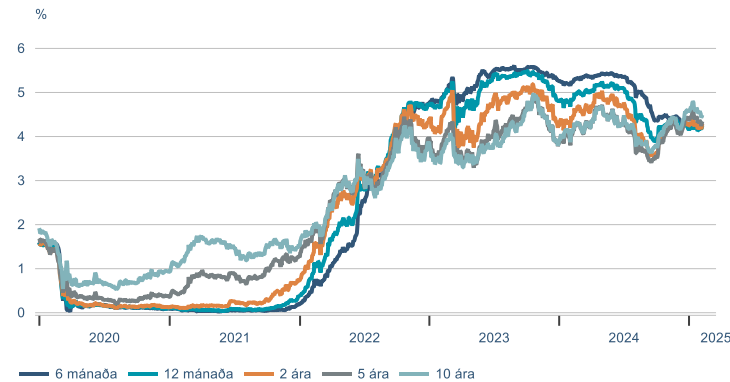
Sértryggð skuldabréf - óverðtryggð



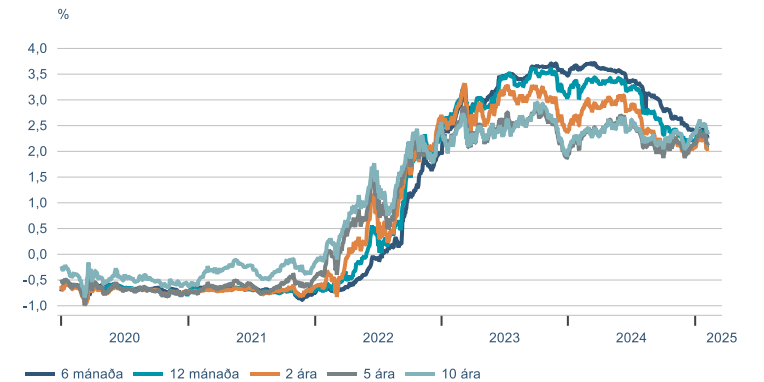
Sértryggð skuldabréf - verðtryggð



Bandarísk ríkisskuldabréf

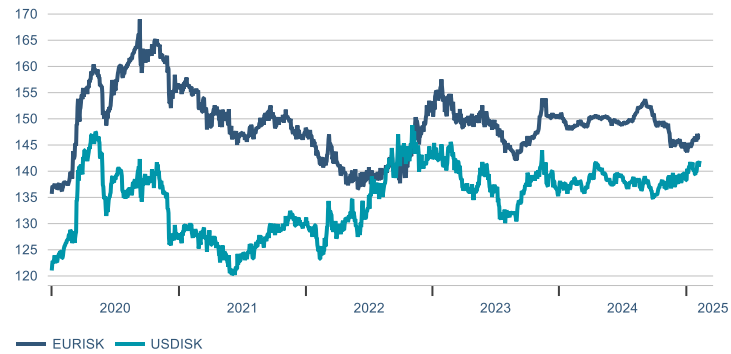


Þýsk ríkisskuldabréf

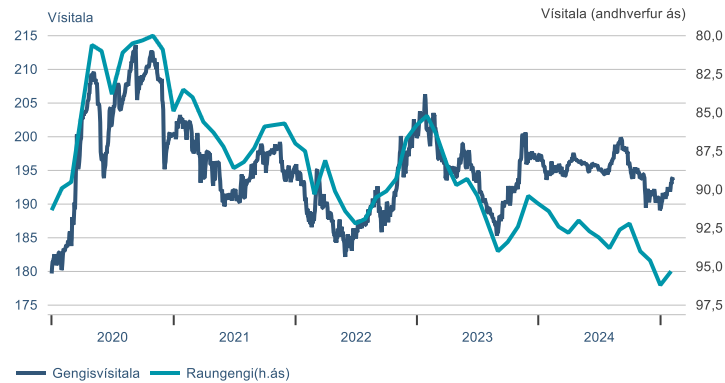


Gjaldeyrir

Gengi krónunnar



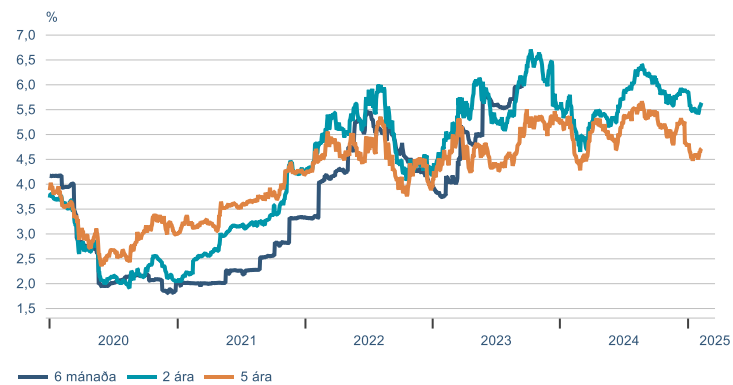
Gengisvísitala



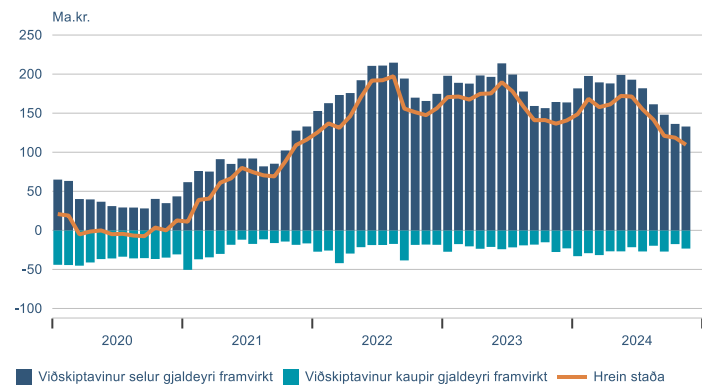
Inngrip SÍ



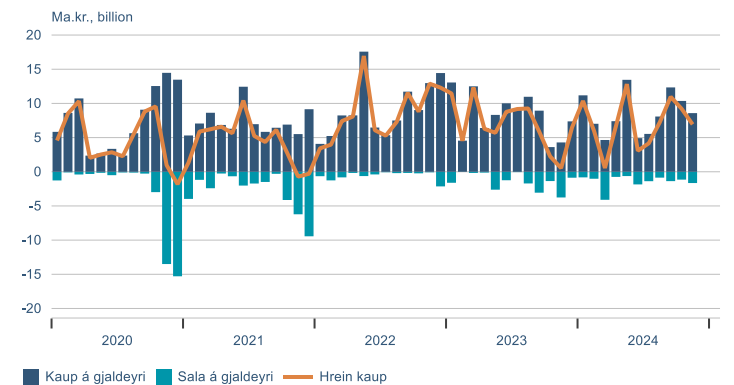
Vaxtamanur við evru



Staða framvirkra samninga með gjaldeyri

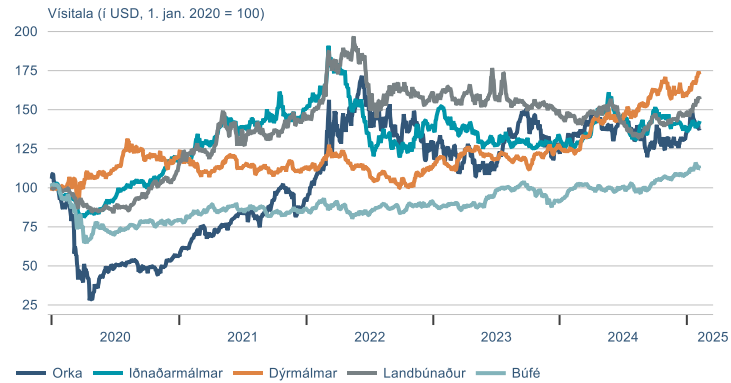


Gjaldeyrisviðskipti lífeyrissjóða



Hrávörur

S&P GSCI hrávöruvísitölur



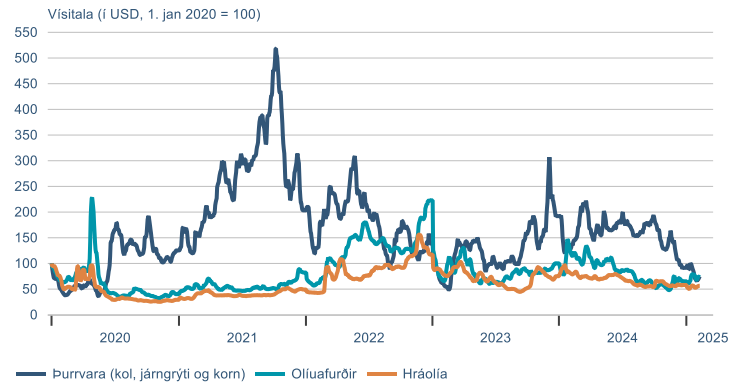
Álverð



Heimsmarkaðsverð á olíu



Baltic exchange flutningsvísitölur



Hlutabréf		ávöxtun			
		Áramót	1M	3M	12M
OMXI15	3.014	4,1%	3,6%	10,9%	16,4%
OMXI15GI	3.881	5,8%	5,1%	10,9%	19,3%
Alvotek	1.830	3,1%	-1,6%	3,7%	-15,7%
Amaroq	198,5	8,8%	5,0%	37,4%	55,7%
Eimskip	468,0	21,9%	23,2%	19,4%	10,1%
Hampiðjan	113,0	10,2%	3,7%	-1,7%	-24,7%
Icelandair	1,4	-7,5%	-7,2%	17,4%	5,9%
John Bean	18.200		3,4%		
Oculus	3.180	33,6%	25,2%	36,5%	
Play	1,1	7,0%	2,9%	-0,9%	-84,4%
Brim	75,0	1,4%	1,4%	-0,4%	-9,5%
Iceland Seafood	5,1	1,0%	2,8%	6,3%	-8,9%
Ísfélag	148,6	-0,7%	-2,2%	-3,6%	-5,6%
Síldarvinnslan	94,0	0,5%	0,5%	0,8%	-7,5%
Festi	310,0	9,2%	9,2%	16,5%	55,1%
Hagar	107,0	0,9%	1,9%	11,5%	36,1%
Skeljungur	21,0	8,2%	7,1%	20,0%	17,1%
Ölgerðin	18,9	1,1%	0,0%	6,2%	10,4%
Nova	4,2	-2,8%	-2,3%	-0,5%	0,5%
Síminn	14,0	3,7%	5,3%	16,7%	36,0%
Sýn	29,4	-8,7%	-4,5%	-3,9%	-38,8%
Arion	175,0	4,8%	3,2%	13,6%	20,2%
Íslandsbanki	127,5	2,8%	1,2%	0,0%	18,1%
Kvika	21,0	2,2%	1,7%	8,0%	22,2%
Sjóvá	52,8	9,9%	7,2%	18,3%	25,0%
Skagi	20,6	-4,6%	-2,8%	9,0%	16,6%
Eik	13,8	-2,1%	-1,4%	3,8%	18,4%
Heimar	39,4	1,0%	4,8%	15,9%	45,9%
Kaldalón	26,5	-1,9%	-2,6%	16,7%	45,9%
Reitir	118,0	0,9%	3,5%	19,8%	35,9%

Leiðrétt fyrir arðgreiðslum

Ríkisskuldabréf		krafa	verð	meðalt.	ávöxtun			
					áramót	1M	3M	12M
RIKB 25 0612		8,38%	99,8	0,3	0,9%	0,7%	2,3%	9,0%
RIKB 26 1015		7,67%	98,5	1,6	1,1%	0,8%	2,3%	8,4%
RIKB 27 0415		7,64%	100,7	2,0	1,1%	0,7%	2,2%	
RIKB 28 1115		7,15%	93,1	3,5	1,3%	0,7%	2,2%	6,9%
RIKB 31 0124		6,86%	98,3	5,1	1,0%	0,7%	1,8%	6,1%
RIKB 35 0917		6,71%	102,1	7,7	-0,3%	0,1%	0,8%	5,1%
RIKB 42 0217		6,50%	79,8	11,0	-0,5%	0,1%	0,2%	4,8%
RIKS 26 0216		4,61%	97,0	1,0	0,7%	0,5%	1,9%	7,5%
RIKS 30 0701		3,00%	101,2	4,9	-0,2%	-0,1%	1,4%	6,9%
RIKS 33 0321		2,86%	101,0	7,1	-0,4%	-0,3%	1,2%	6,1%
RIKS 37 0115		2,58%	84,0	11,2	-0,3%	0,0%	1,0%	4,9%

Gjaldeyri		ávöxtun			
		áramót	1M	3M	12M
GVT	193,6	2,4%	1,0%	-0,2%	-0,6%
EUR	146,6	1,9%	0,8%	-1,1%	-1,1%
USD	141,3	2,5%	0,9%	2,7%	2,7%
GBP	175,9	1,4%	0,2%	-1,3%	1,2%
DKK	19,7	1,9%	0,7%	-1,2%	-1,2%
SEK	13,0	3,7%	2,4%	1,6%	-1,3%
NOK	12,6	3,8%	1,7%	-0,1%	-3,3%
CHF	155,7	2,1%	0,8%	-1,0%	-1,4%
JPY	0,93	6,3%	4,6%	3,8%	0,1%

Þessi samantekt og/eða umfjöllun er markaðsefni ætlað til upplýsingar en ekki sem grundvöllur viðskipta. Markaðsefni þetta felur hvorki í sér fjárfestingarráðgjöf né óháða fjárfestingargreiningu. Lagakröfur sem gilda um fjárfestingarráðgjöf og fjárfestingargreiningu eiga því ekki við, þ.m.t. bann við viðskiptum fyrir dreifingu.

Upplýsingar um þróun gengis innlendra hlutabréfa, skuldabréfa og/eða vísitalna koma frá Nasdaq Iceland – Kauphöllinni. Á vef Landsbankans er hægt að nálgast nánari upplýsingar með því að smella á viðkomandi hlutabréf, skuldabréfaflokk eða vísitölu. Upplýsingar um þróun gengis erlendra fjármálagerna, vísitalna og/eða sjóða koma frá aðilum sem Landsbankinn hefur metið áreiðanlega. Þróun gengis í fortíð gefur ekki vísbendingu um framtíðarþróun.

Upplýsingar um fyrri árangur sjóða Landsbréfa byggja á upplýsingum frá Landsbréfum. Á vef Landsbankans er hægt að nálgast nánari upplýsingar með því að smella á heiti viðkomandi sjóðs, þ.m.t. um árangur síðastliðinna fimm ára. Upplýsingar um fyrri árangur sjóða sýna nafnávöxtun, nema annað sé tekið fram. Ef fyrri árangur sjóða byggir á erlendum gjaldmiðli getur ávöxtun aukist eða minnkað vegna gengissveiflna. Árangur í fortíð gefur ekki áreiðanlega vísbendingu um framtíðarárangur.

Verðbréfi viðskipti fela í sér áhættu og eru lesendur hvattir til að kynna sér Áhættulýsingu vegna viðskipta með fjármálagerna og Stefnu Landsbankans um hagsmunaárekstra sem finna má á vef Landsbankans.

Landsbankinn hefur starfsleyfi sem viðskiptabanki samkvæmt lögum nr. 161/2002 um fjármálafyrirtæki og sætir eftirliti Fjármálaeftirlits Seðlabanka Íslands (www.sedlabanki.is/fjarmalaeftirlit).