



Vikubyrjun 27. janúar 2025

Greiningardeild Landsbankans



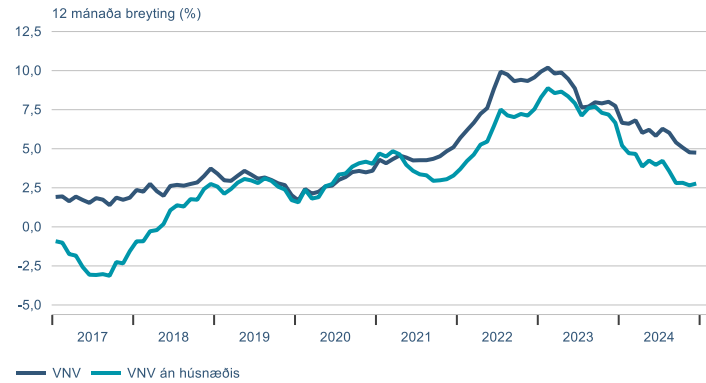
Dagatal

Vikud.	Dag.	kl.	Viðburður	Tímabil	Birtingaraðili
mán	27. jan.		Stjórnendauppgjör	2024	Reitir
		09:00	Lánasjóðir ríkisins	des '24	Seðlabankinn
		09:00	Verðbr.-, fjárfest.- og fagfjárfestasjóðir	des '24	Seðlabankinn
		09:00	Önnur fjármálafyrirtæki	des '24	Seðlabankinn
mið	29. jan.	09:00	Verðbréfafjárfesting	des '24	Seðlabankinn
			Skuldabréfaútböð (OR031033 GB, OR0280845 GB og OR180255)		Orkuveita Reykjavíkur
fim	30. jan.	09:00	Vísitala neysluverðs	jan	Hagstofan
			Ársuppgjör	2024	Icelandair
			Ársuppgjör	2024	Landsbankinn
		09:00	Gistinætur	des '24	Hagstofan
		09:00	Vinumarkaðurinn (ársfjórðungsleg)	4F 2024	Hagstofan
fös	31. jan.		Væntingakönnunar markaðsaðila	1.ársfj.	Seðlabankinn
		09:00	Nýskrárningar og gjaldprot fyrirtækja	4F 2024	Hagstofan
		09:00	Aflaverðmæti	nov '24	Hagstofan
		09:00	Vöruviðskipti	des '24	Hagstofan
		09:00	Staða markaðsverðbréfa	des '24	Seðlabankinn

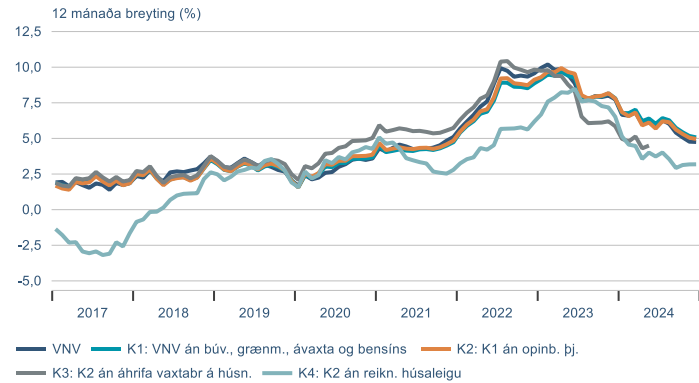
▶ Efnahagsmál

Verðlag

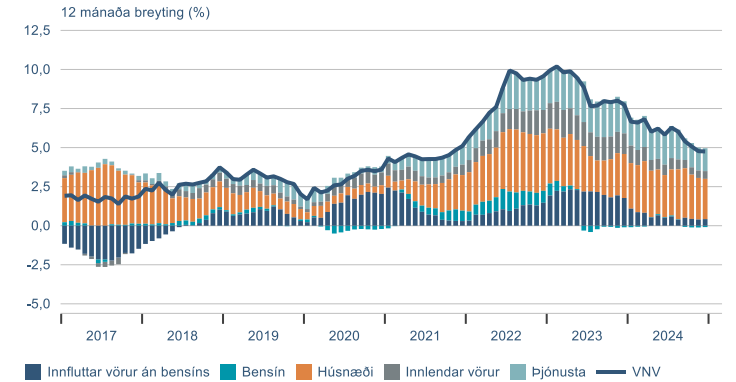
Visitala neysluverðs



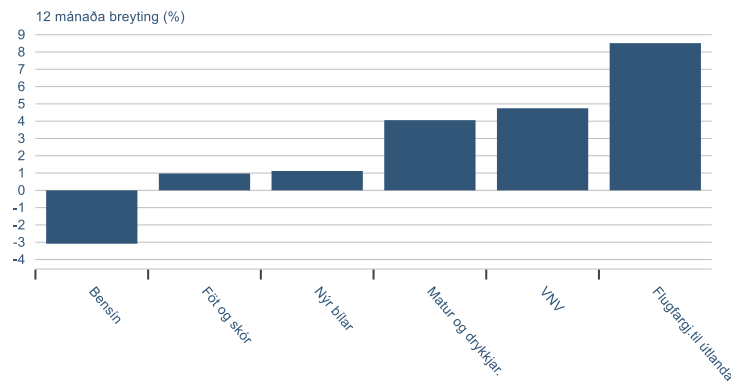
Kjarnavísitölur



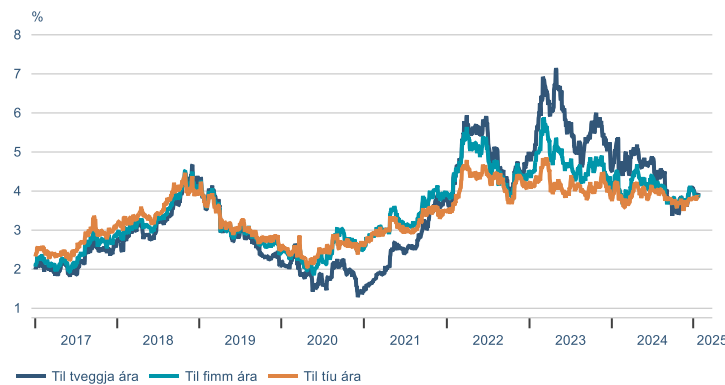
Eftir eðli og uppruna



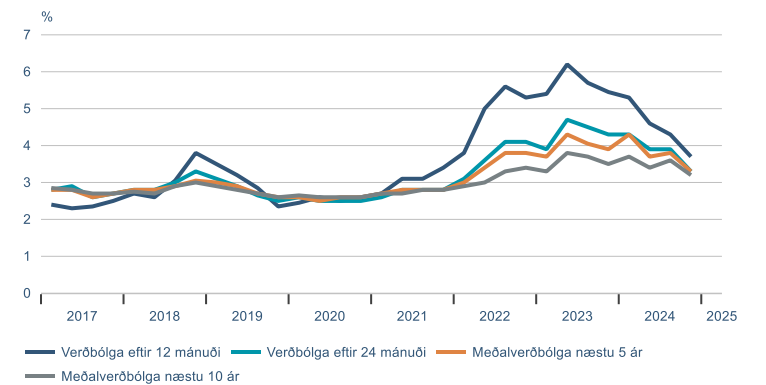
Valdir undirliðir



Verðbólguálag á skuldabréfamarkaði

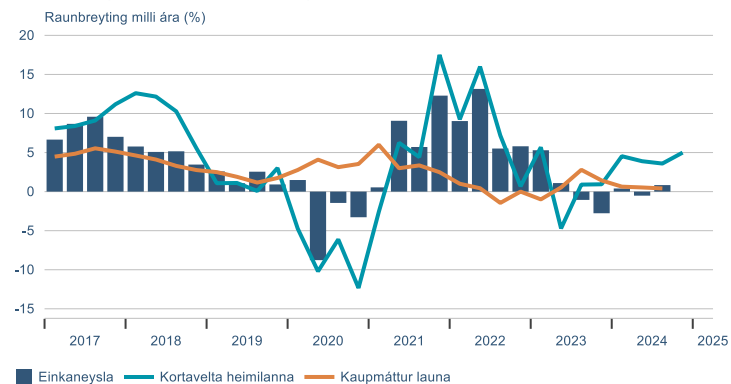


Væntingakönnun markaðsaðila

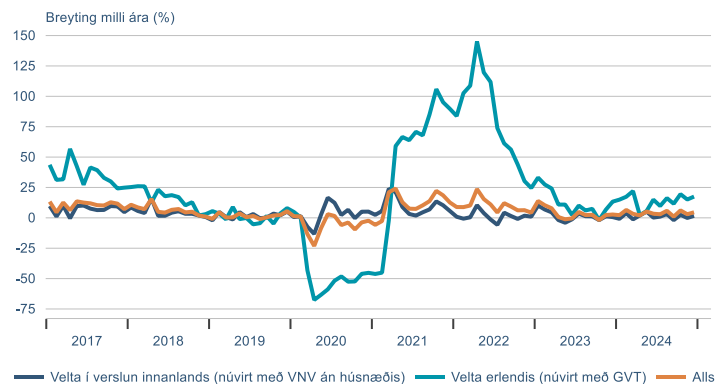


Heimilin

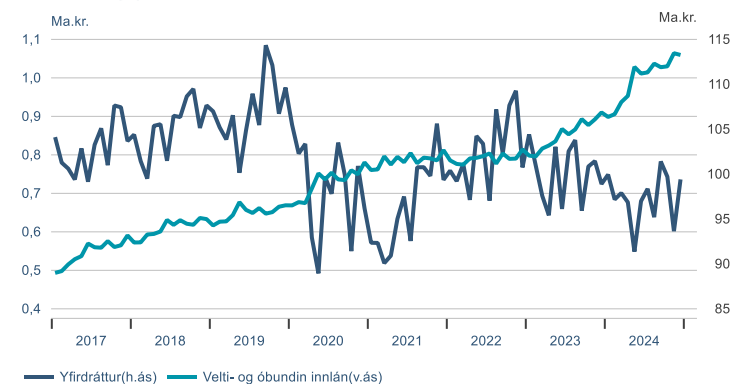
Einkaneysla, kortavelta og laun



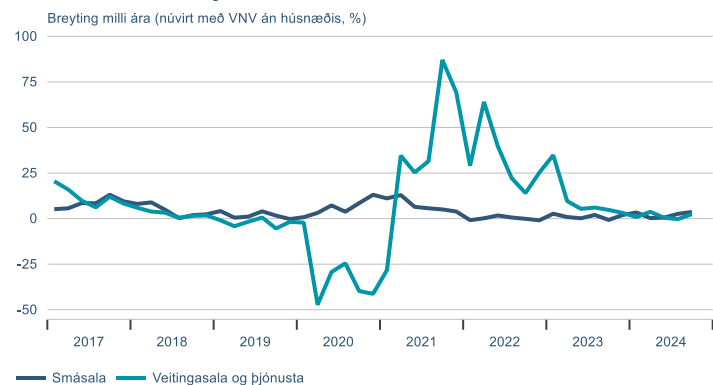
Greiðslukortavelta



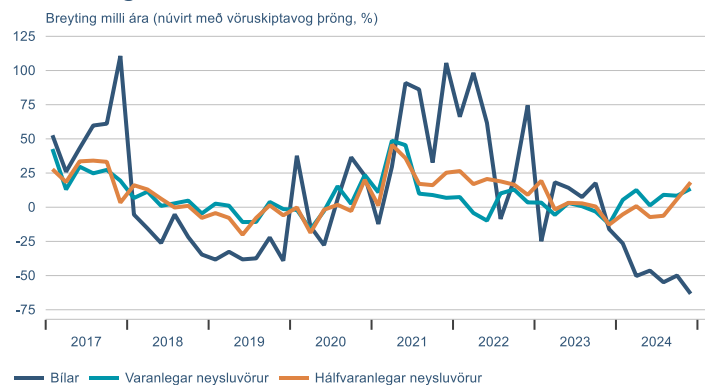
Innlán og yfirdráttur heimilanna



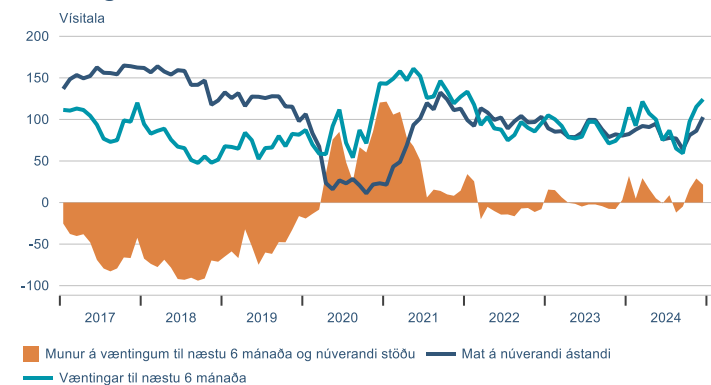
Velta skv. VSK-skýrslum



Innflutningur

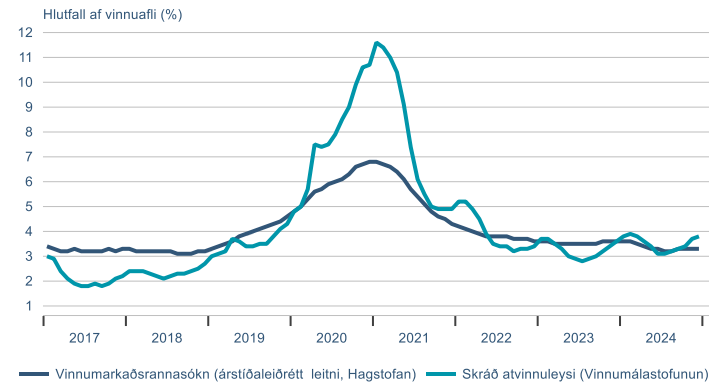


Væntingavísitala

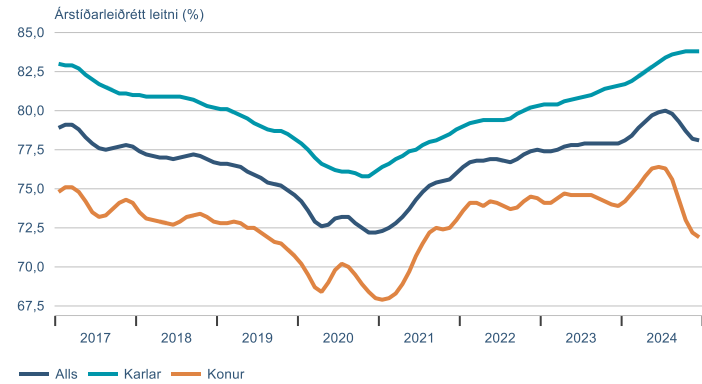


Vinnumarkaðurinn

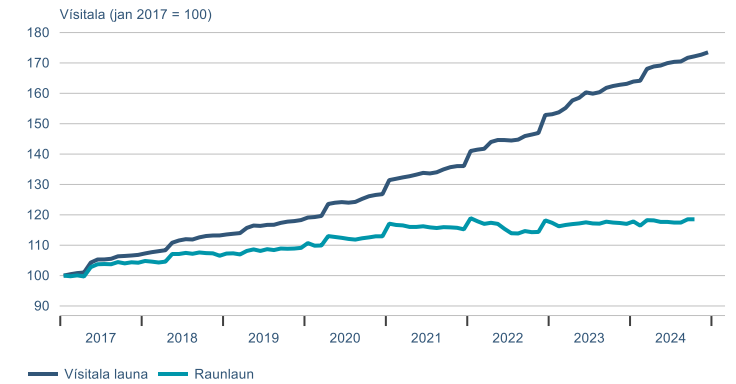
Atvinnuleysi



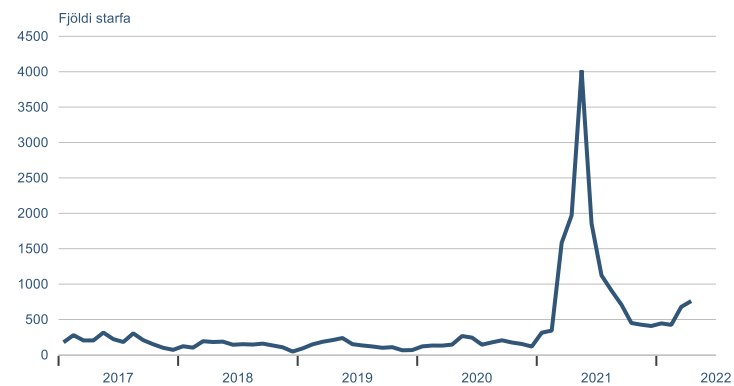
Atvinnuþátttaka



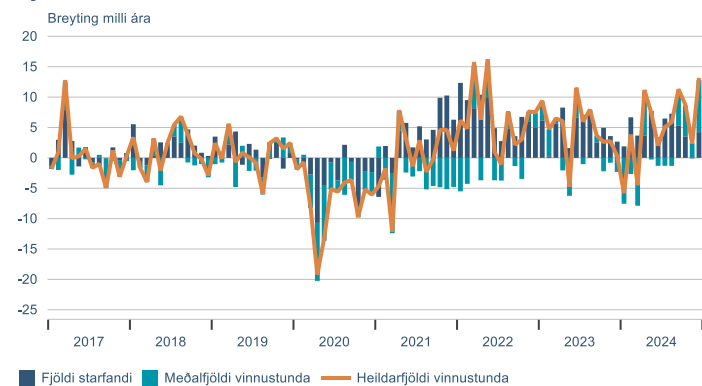
Laun



Laus störf

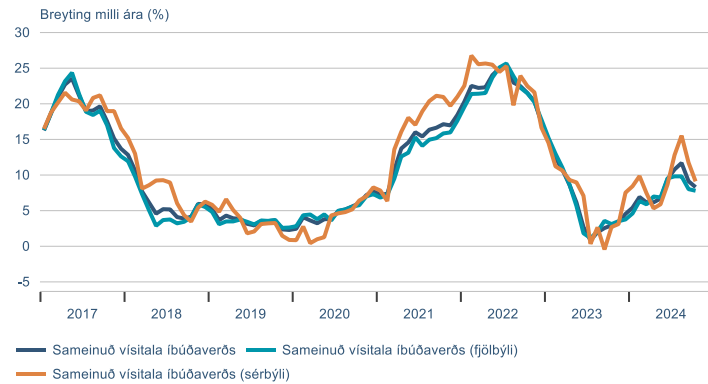


Fjöldi vinnustunda

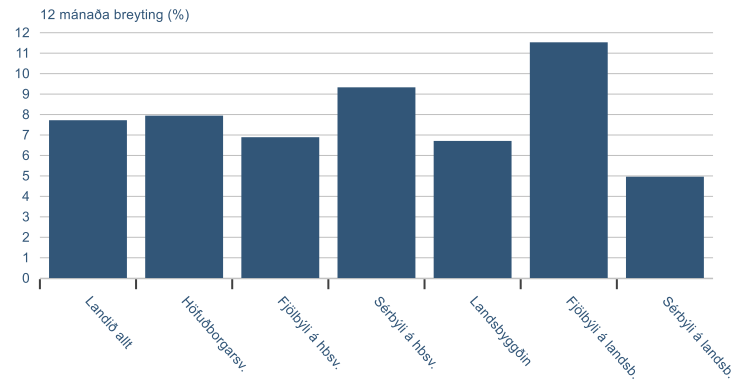


Fasteignamarkaðurinn

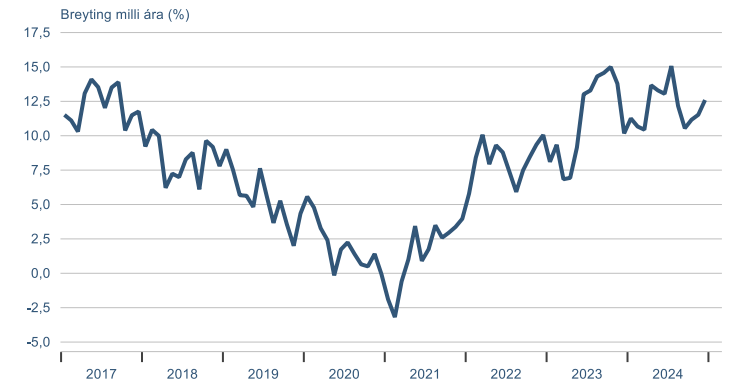
Visitala íbúðaverðs



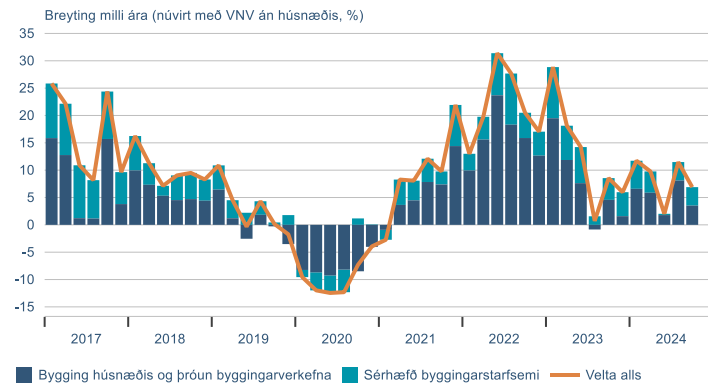
Eftir tegund húsnæðis



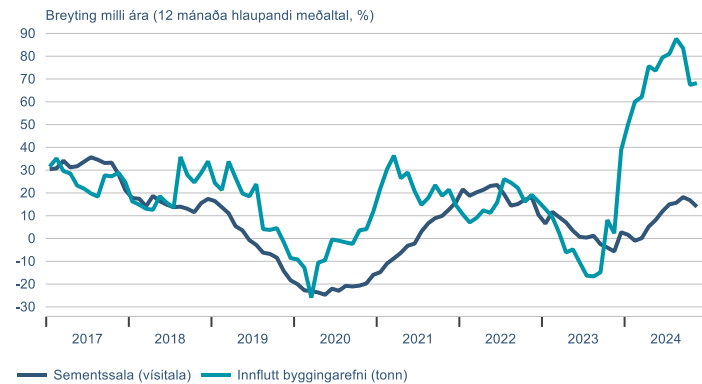
Visitala leiguverðs



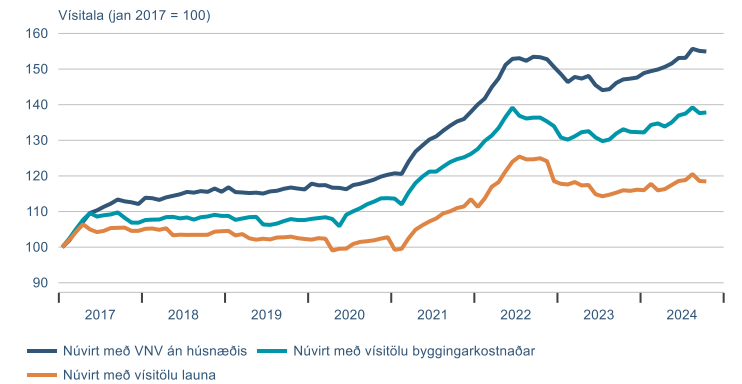
Velta í byggingariðnaði



Byggingavörur

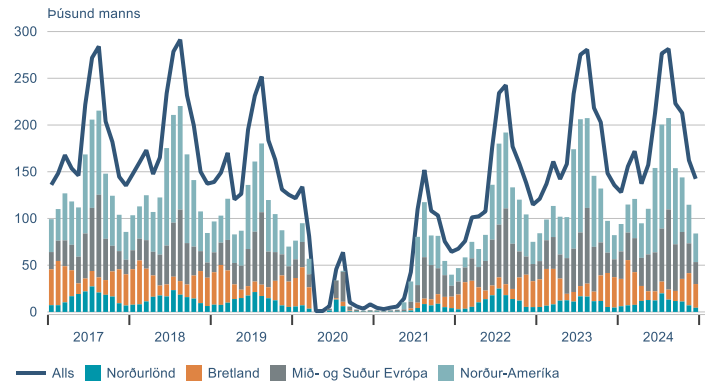


Visitala íbúðaverðs á móti undirliggjandi hagstærðum

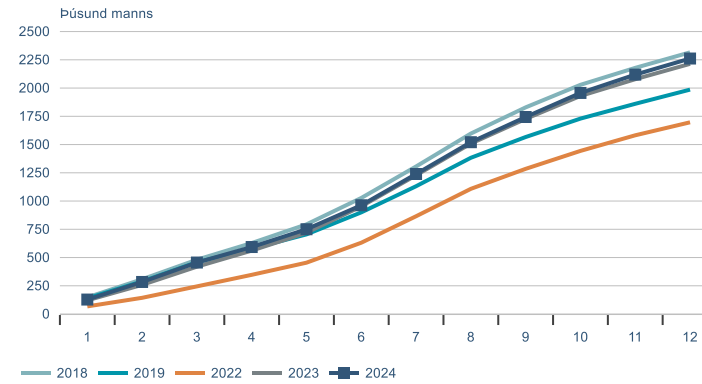


Ferðaþjónustan

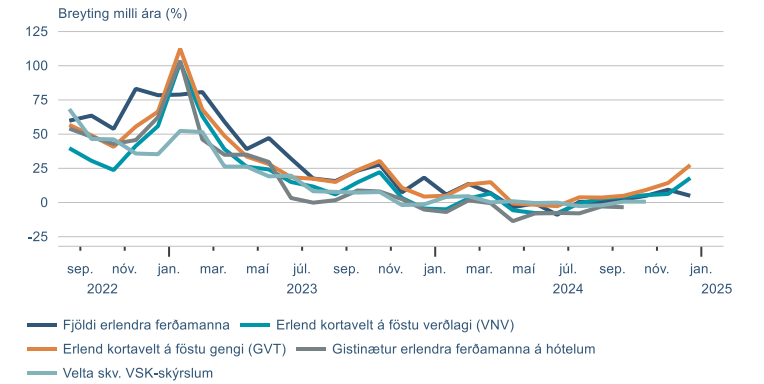
Erlendir ferðamenn um Leifstöð



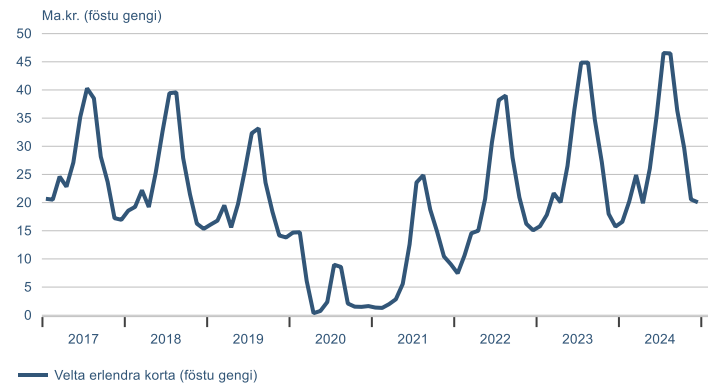
Uppsafnaður fjöldi erlendra ferðamanna innan árs



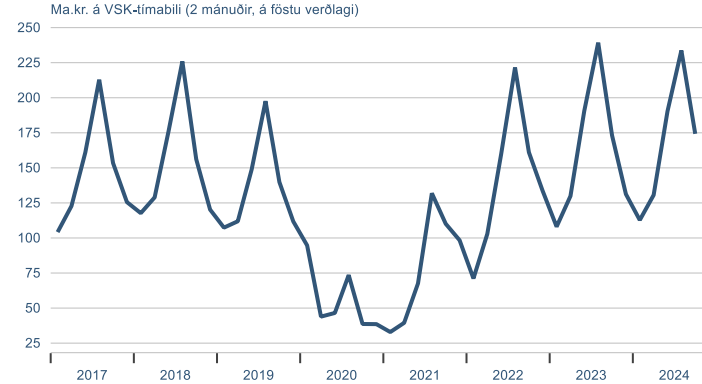
Helstu hagvísar ferðaþjónustu



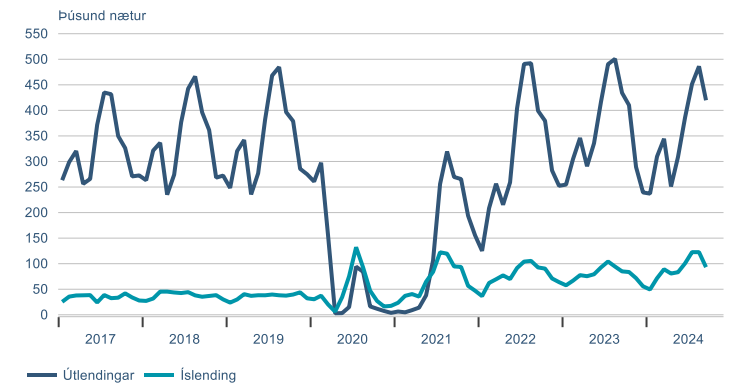
Velta erlendra greiðslukorta



Velta í ferðaþjónustu

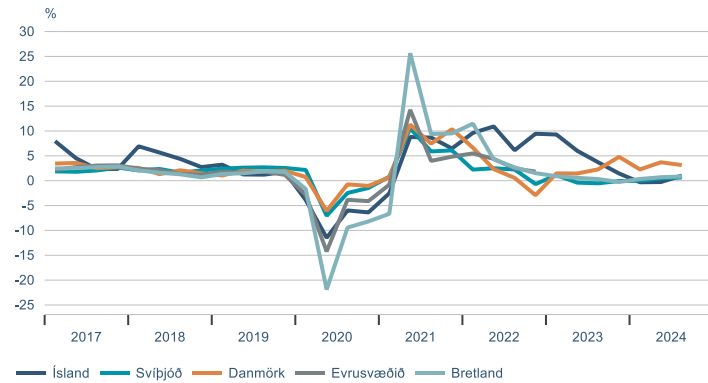


Gistinætur á hótélum

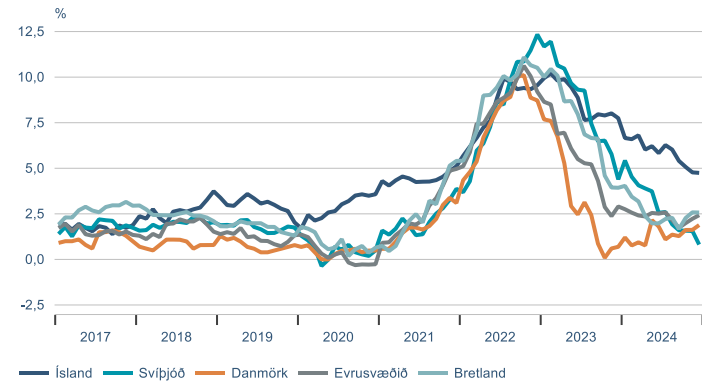


Alþjóðlegur samanburður

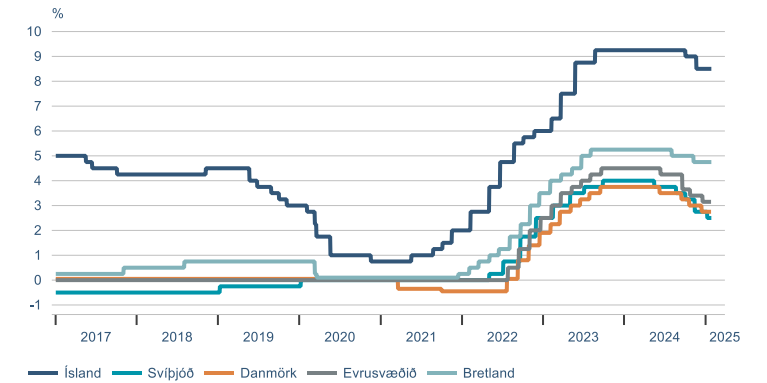
Hagvöxtur



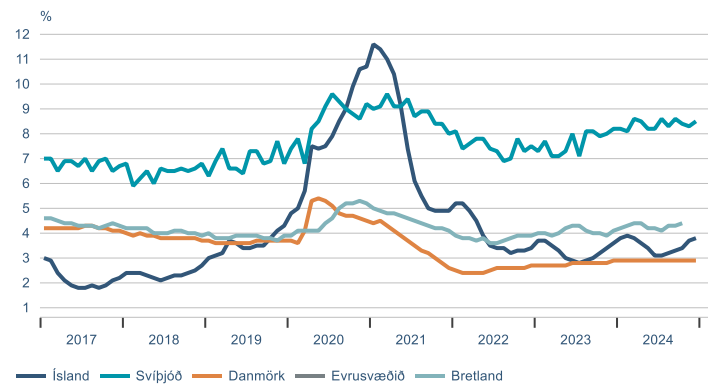
Verðbólga



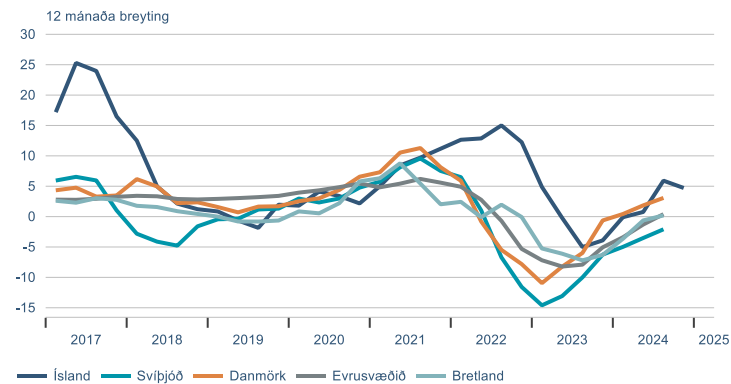
Stýrivextir



Atvinnuleysi



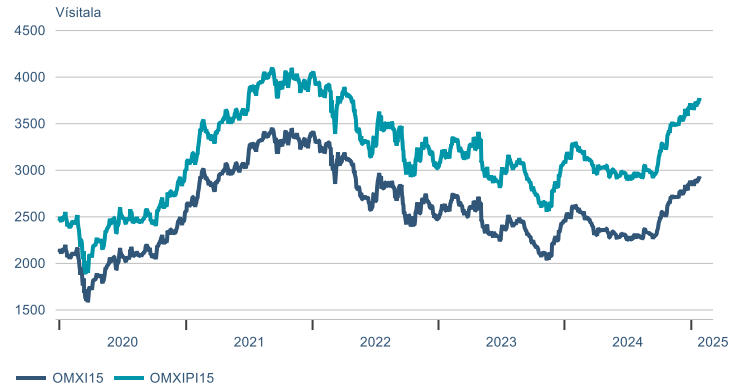
Rauverð íbúða



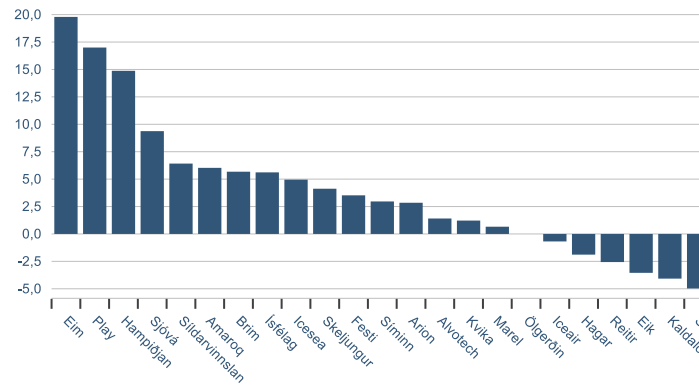
► Fjármálamarkaðir

Hlutabréf

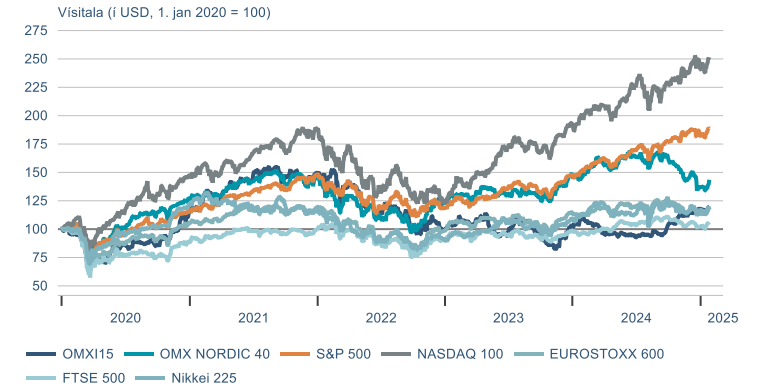
OMX-vísitölur



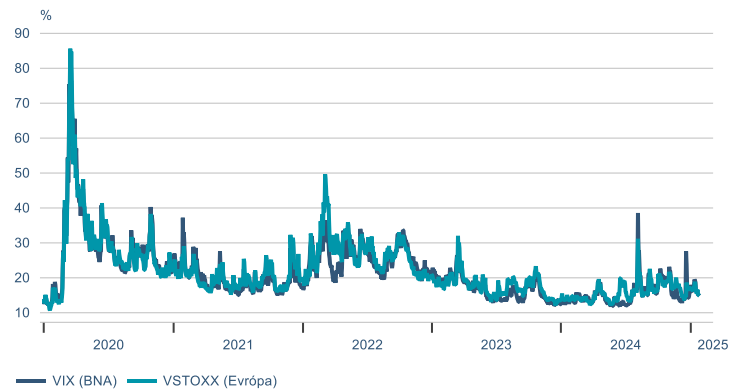
Það sem af er ári



Hlutabréfavisitölur

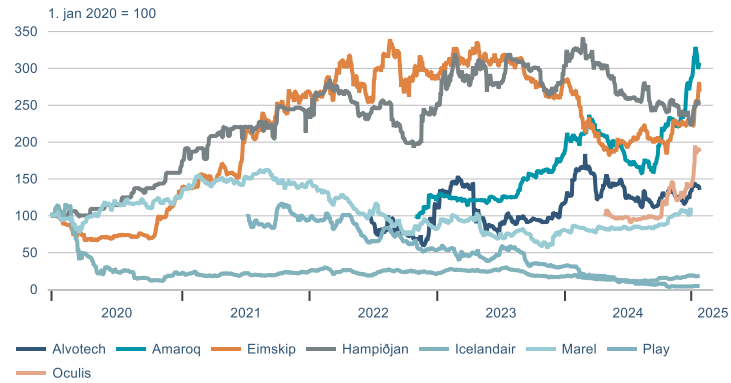


Vix-vísitölur

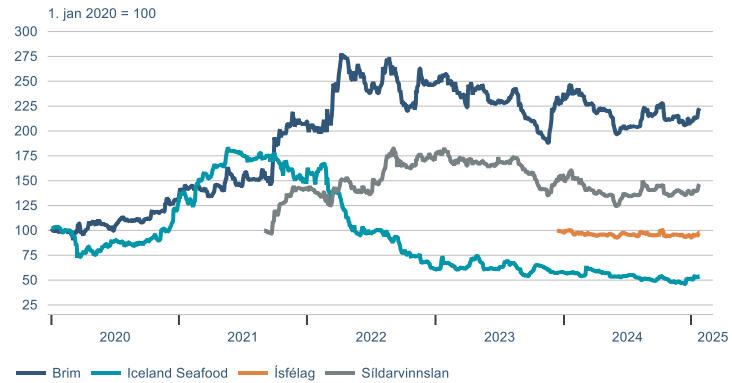


Hlutabréf

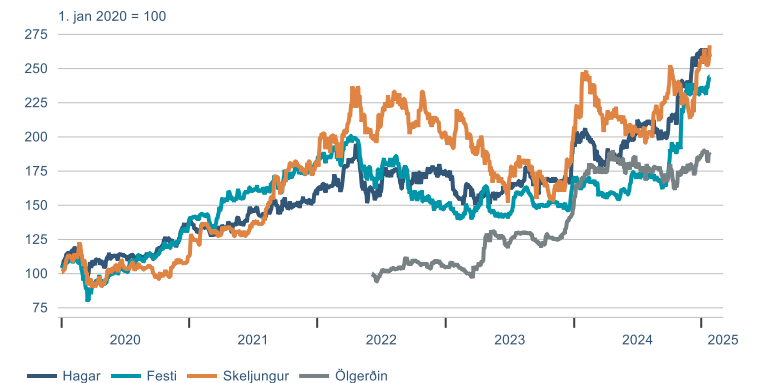
Félög með tekjur í erlendri mynt



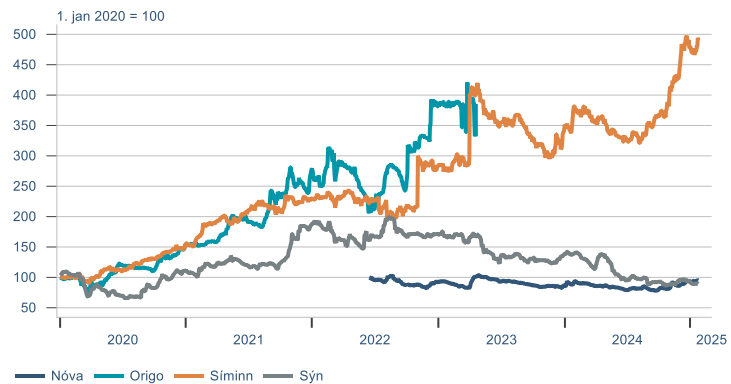
Útvegsfyrirtæki



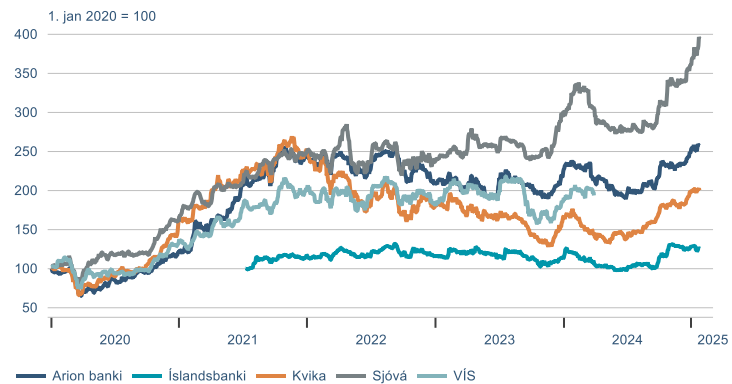
Heild- og smásala



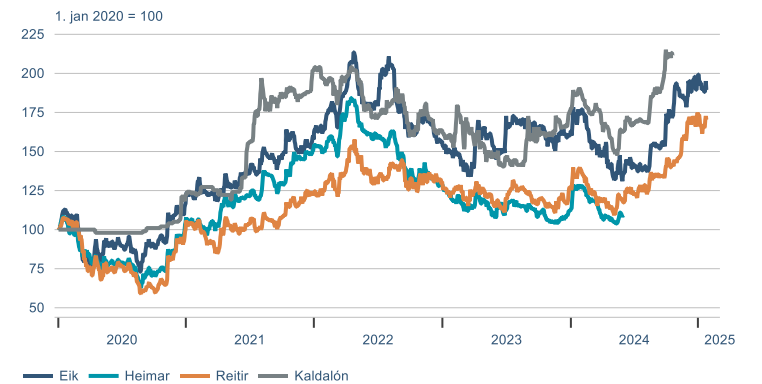
Tæknifyrirtæki



Fjármálafyrirtæki

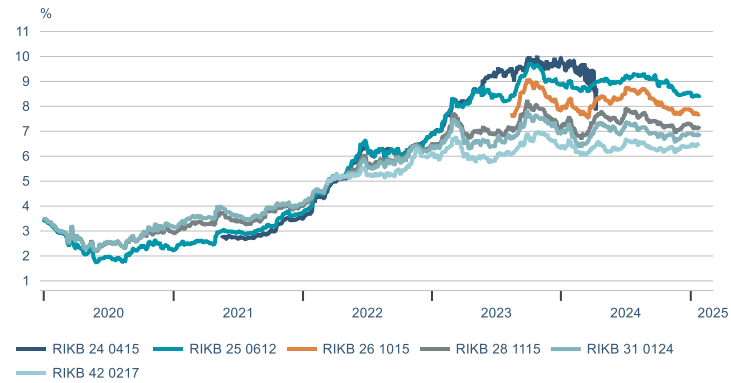


Fasteignafélög

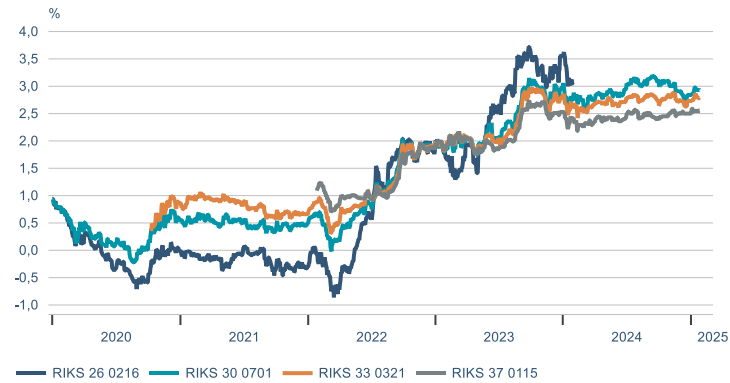


Skuldabréf

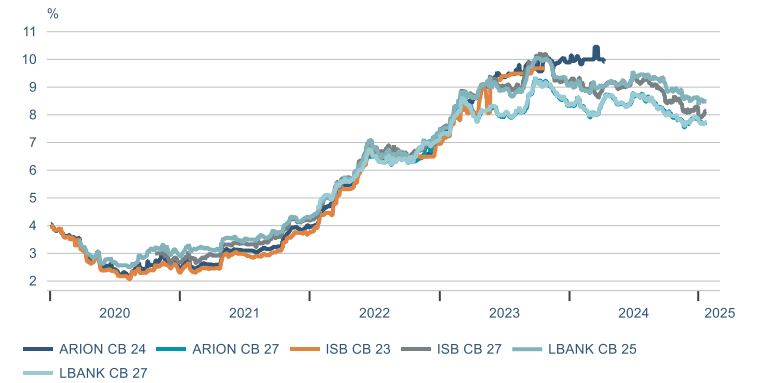
Óverðtryggð ríkisbréf



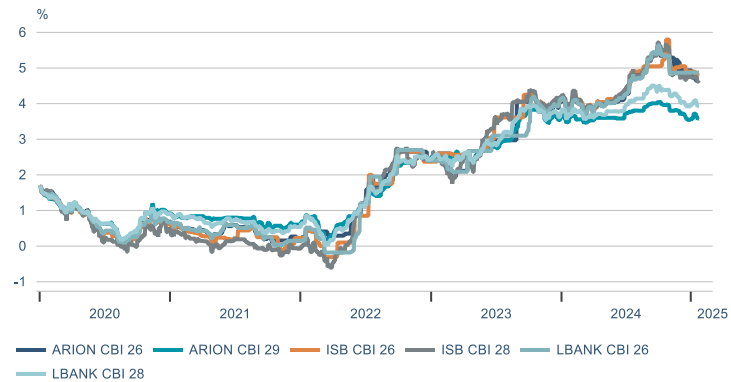
Verðtryggð ríkisbréf



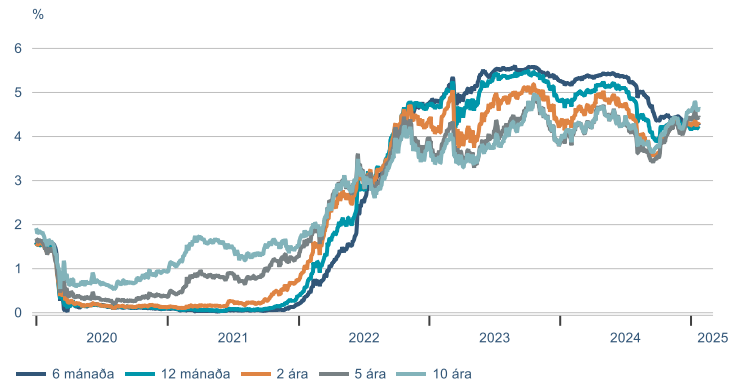
Sértryggð skuldabréf - óverðtryggð



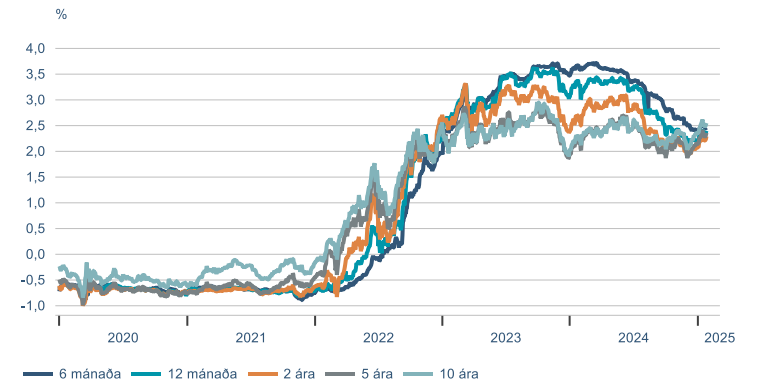
Sértryggð skuldabréf - verðtryggð



Bandarísk ríkisskuldabréf

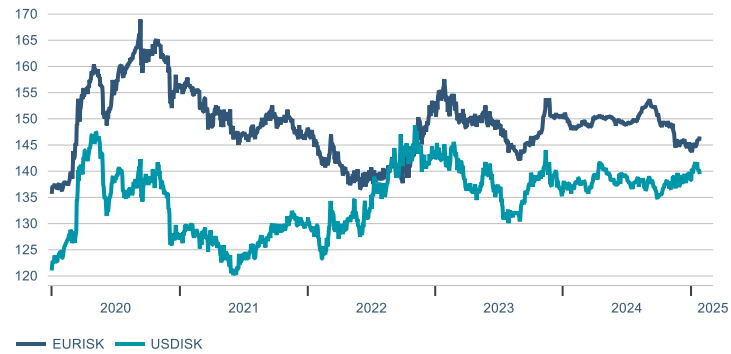


Þýsk ríkisskuldabréf

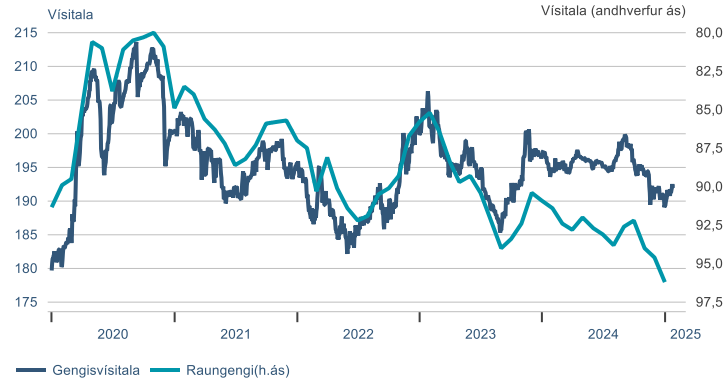


Gjaldeyrir

Gengi krónunnar



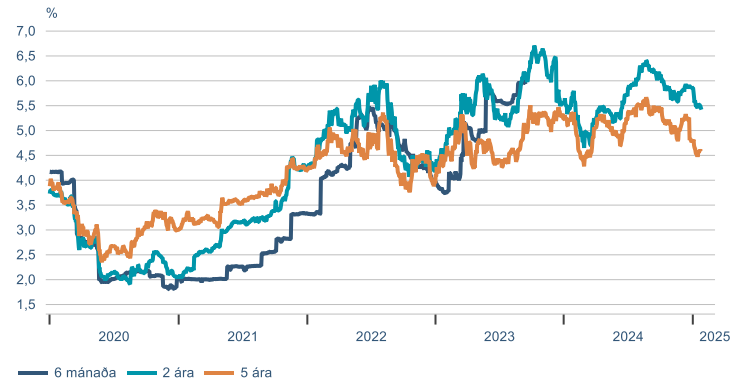
Gengisvísitala



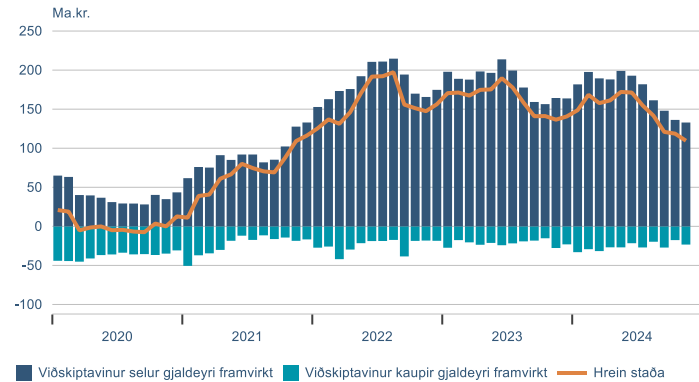
Inngrip SÍ



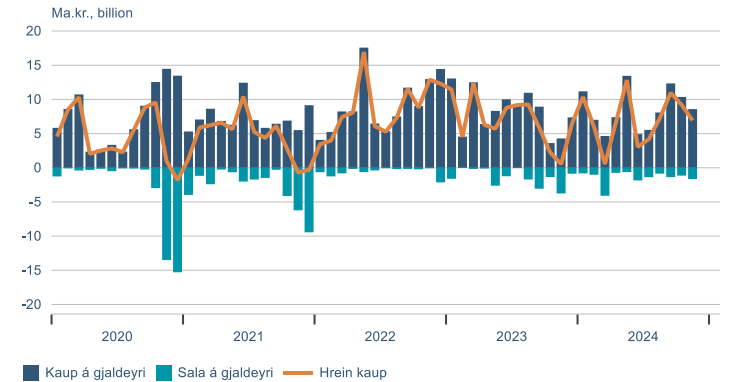
Vaxtamanur við evru



Staða framvirkra samninga með gjaldeyri

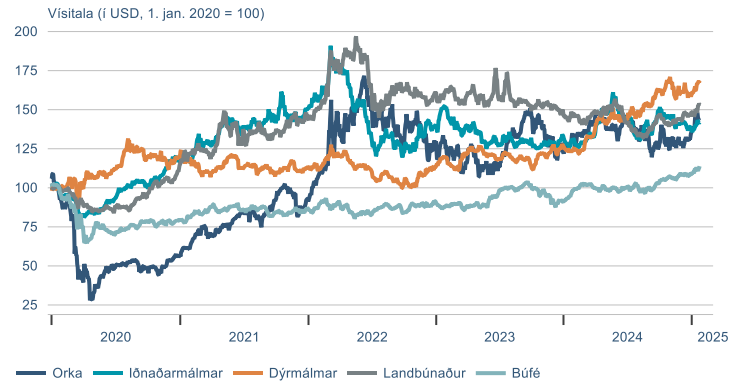


Gjaldeyrisviðskipti lífeyrissjóða

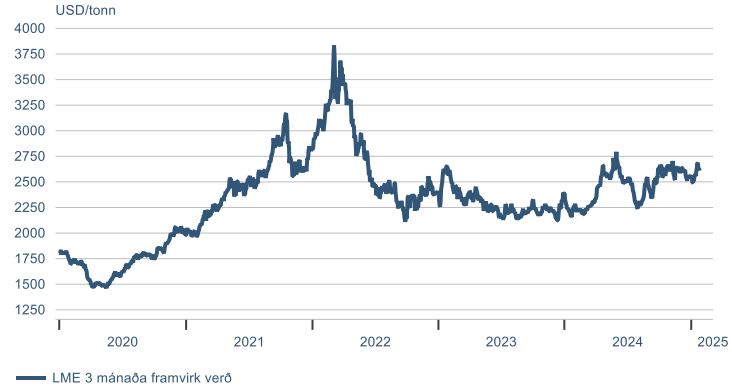


Hrávörur

S&P GSCI hrávörusvísitölur



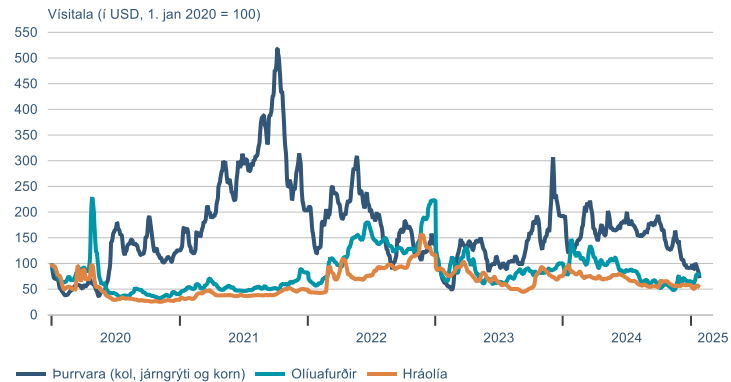
Álverð



Heimsmarkaðsverð á olíu



Baltic exchange flutningsvísitölur



Hlutabréf		ávöxtun			
		Áramót	1M	3M	12M
OMXI15	2.910	2,1%	2,1%	10,7%	11,2%
OMXI15GI	3.748	2,1%	2,1%	10,7%	14,0%
Alvotek	1.800	1,4%	3,4%	0,3%	-9,8%
Amaroq	193,5	6,0%	9,3%	33,0%	44,4%
Eimskip	460,0	19,8%	19,2%	32,9%	6,8%
Hampiðjan	117,8	14,9%	12,4%	6,1%	-21,5%
Icelandair	1,5	-0,7%	1,0%	36,2%	1,4%
John Bean	17.600				
Oculus	3.160	32,8%	32,8%	43,6%	
Play	1,2	17,0%	14,7%	24,5%	-84,8%
Brim	78,2	5,7%	7,4%	4,8%	-3,1%
Iceland Seafood	5,3	5,0%	5,5%	6,9%	-7,0%
Ísfélag	158,0	5,6%	3,3%	3,5%	-0,2%
Síldarvinnslan	99,5	6,4%	5,3%	8,7%	-3,9%
Festi	294,0	3,5%	3,5%	26,7%	50,0%
Hagar	104,0	-1,9%	-1,0%	10,6%	30,6%
Skeljungur	20,2	4,1%	4,9%	11,0%	10,6%
Ölgerðin	18,7	0,0%	1,6%	8,1%	13,1%
Nova	4,4	1,4%	0,9%	17,0%	6,8%
Síminn	13,9	3,0%	0,0%	26,4%	33,7%
Sýn	30,6	-5,0%	-4,4%	2,0%	-36,0%
Arion	171,8	2,8%	3,2%	10,8%	14,6%
Íslandsbanki	122,5	-1,2%	-1,6%	1,2%	10,1%
Kvika	20,8	1,2%	1,2%	9,8%	13,4%
Sjóvá	52,5	9,4%	10,3%	16,7%	28,6%
Skagi	20,4	-5,6%	-1,9%	11,5%	15,4%
Eik	13,6	-3,5%	0,0%	-1,4%	15,8%
Heimar	37,4	-4,1%	-0,5%	18,0%	38,5%
Kaldalón	25,9	-4,1%	-2,6%	17,2%	37,2%
Reitir	114,0	-2,6%	0,9%	18,8%	25,7%

Leiðrétt fyrir arðgreiðslum

Ríkisskuldabréf		krafa	verð	meðalt.	ávöxtun			
					áramót	1M	3M	12M
RIKB 25 0612		8,36%	99,8	0,4	0,6%	0,7%	2,5%	9,4%
RIKB 26 1015		7,67%	98,5	1,6	0,8%	0,9%	2,4%	9,3%
RIKB 27 0415		7,65%	100,6	2,0	0,8%	0,9%	2,3%	
RIKB 28 1115		7,21%	92,9	3,5	0,8%	0,9%	1,8%	8,6%
RIKB 31 0124		6,92%	98,0	5,1	0,4%	0,5%	1,3%	8,6%
RIKB 35 0917		6,68%	102,4	7,7	-0,4%	-0,3%	0,1%	9,0%
RIKB 42 0217		6,50%	79,8	11,0	-0,7%	-0,7%	-1,0%	7,0%
RIKS 26 0216		4,48%	97,0	1,0	0,7%	0,8%	2,9%	6,4%
RIKS 30 0701		2,93%	101,6	5,0	0,1%	0,1%	2,1%	6,7%
RIKS 33 0321		2,79%	101,5	7,2	0,1%	0,1%	1,4%	6,2%
RIKS 37 0115		2,56%	84,1	11,3	-0,1%	-0,1%	0,2%	5,2%

Gjaldeyri		áramót	1M	3M	12M
GVT	192,2	1,6%	0,6%	-1,2%	-0,7%
EUR	146,3	1,7%	0,8%	-1,6%	-1,1%
USD	139,7	1,4%	0,1%	1,5%	3,0%
GBP	173,3	-0,1%	-0,9%	-3,0%	0,2%
DKK	19,6	1,6%	0,8%	-1,6%	-1,1%
SEK	12,8	1,9%	1,0%	-2,0%	-2,0%
NOK	12,5	2,5%	1,3%	-1,1%	-3,9%
CHF	154,1	1,0%	-0,8%	-3,1%	-1,9%
JPY	0,89	2,1%	0,5%	-1,5%	-3,2%

Þessi samantekt og/eða umfjöllun er markaðsefni ætlað til upplýsingar en ekki sem grundvöllur viðskipta. Markaðsefni þetta felur hvorki í sér fjárfestingarráðgjöf né óháða fjárfestingargreiningu. Lagakröfur sem gilda um fjárfestingarráðgjöf og fjárfestingargreiningu eiga því ekki við, þ.m.t. bann við viðskiptum fyrir dreifingu.

Upplýsingar um þróun gengis innlendra hlutabréfa, skuldabréfa og/eða vísitalna koma frá Nasdaq Iceland – Kauphöllinni. Á vef Landsbankans er hægt að nálgast nánari upplýsingar með því að smella á viðkomandi hlutabréf, skuldabréfaflokk eða vísitölu. Upplýsingar um þróun gengis erlendra fjármálagerna, vísitalna og/eða sjóða koma frá aðilum sem Landsbankinn hefur metið áreiðanlega. Þróun gengis í fortíð gefur ekki vísbendingu um framtíðarþróun.

Upplýsingar um fyrri árangur sjóða Landsbréfa byggja á upplýsingum frá Landsbréfum. Á vef Landsbankans er hægt að nálgast nánari upplýsingar með því að smella á heiti viðkomandi sjóðs, þ.m.t. um árangur síðastliðinna fimm ára. Upplýsingar um fyrri árangur sjóða sýna nafnávöxtun, nema annað sé tekið fram. Ef fyrri árangur sjóða byggir á erlendum gjaldmiðli getur ávöxtun aukist eða minnkað vegna gengissveiflna. Árangur í fortíð gefur ekki áreiðanlega vísbendingu um framtíðarárangur.

Verðbréfi viðskipti fela í sér áhættu og eru lesendur hvattir til að kynna sér Áhættulýsingu vegna viðskipta með fjármálagerna og Stefnu Landsbankans um hagsmunaárekstra sem finna má á vef Landsbankans.

Landsbankinn hefur starfsleyfi sem viðskiptabanki samkvæmt lögum nr. 161/2002 um fjármálafyrirtæki og sætir eftirliti Fjármálaeftirlits Seðlabanka Íslands (www.sedlabanki.is/fjarmalaeftirlit).