



Vikubyrjun 20. janúar 2025

Greiningardeild Landsbankans



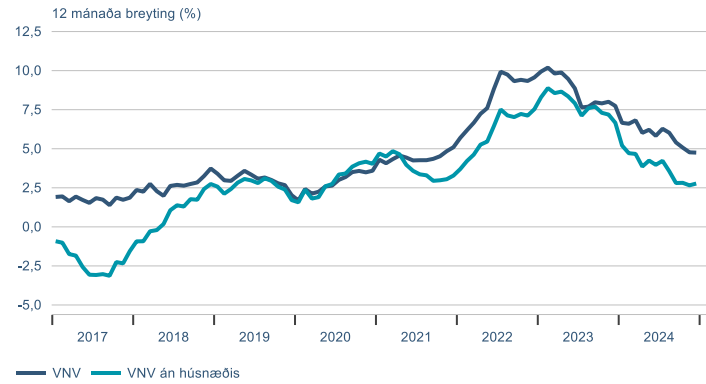
Dagatal

| Vikud. | Dag. | kl. | Viðburður | Tímabil | Birtingaraðili |
|--------|----------|-------|--|----------------|------------------|
| þri | 21. jan. | | Vísitala íbúðaverðs Skuldabréfaútboð (ISB 28 1221 og ISB 36 1114 GB) | des '23 | HMS |
| | | 09:00 | Samræmd vísitala neysluverðs | des '24 | Hagstofan |
| | | 09:00 | Gjaldeyrisforði og tengdir liðir | des '24 | Seðlabankinn |
| mið | 22. jan. | | Vísitala leiguverðs á höfuðborgarsvæðinu | des '23 | HMS |
| | | 09:00 | Launavísitala og tengdar vísitölur Skuldabréfaútboð (RVK 44 1) | des '24 | Hagstofan |
| | | 09:00 | Vinumarkaðurinn (mánaðarleg) | des '24 | Hagstofan |
| | | 09:00 | Útboð verðbréfa | des '24 | Seðlabankinn |
| fim | 23. jan. | | Mánaðarskýrsla Hagdeildar | jan | HMS |
| fös | 24. jan. | 09:00 | Útlánakönnu Útboð ríkisbréfa | 1F | Seðlabankinn |
| | | 09:00 | Vísitala byggingarkostnaðar | jan | Hagstofan |
| | | 09:00 | Vísitala framleiðsluverðs | des '24 | Hagstofan |
| | | 09:00 | Bankakerfi | des '24 | Seðlabankinn |

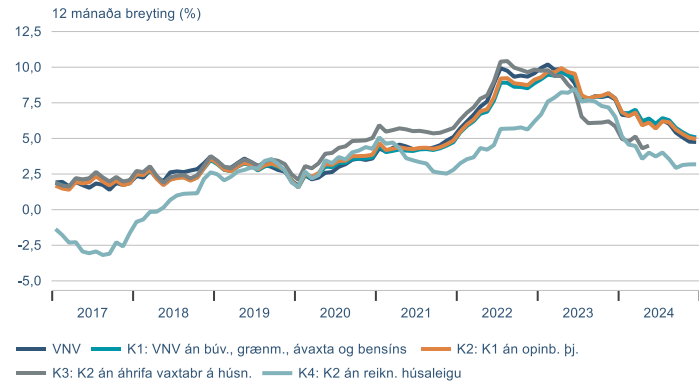
▶ Efnahagsmál

Verðlag

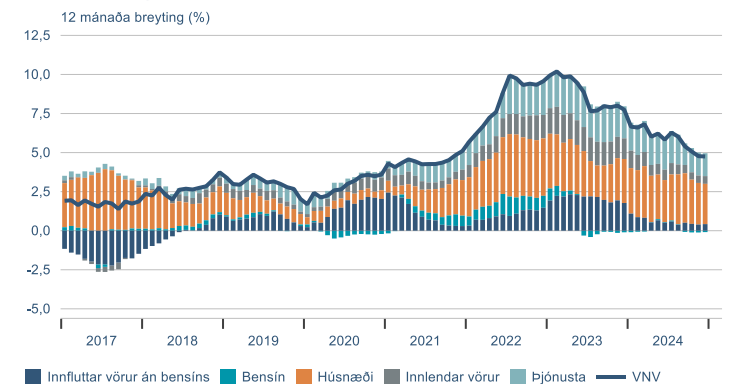
Visitala neysluverðs



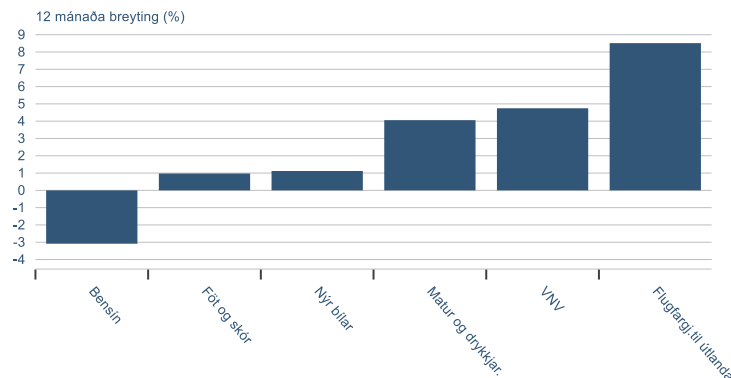
Kjarnavísitölur



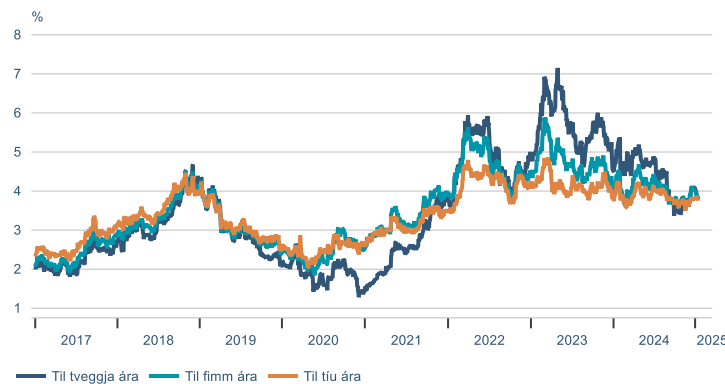
Eftir eðli og uppruna



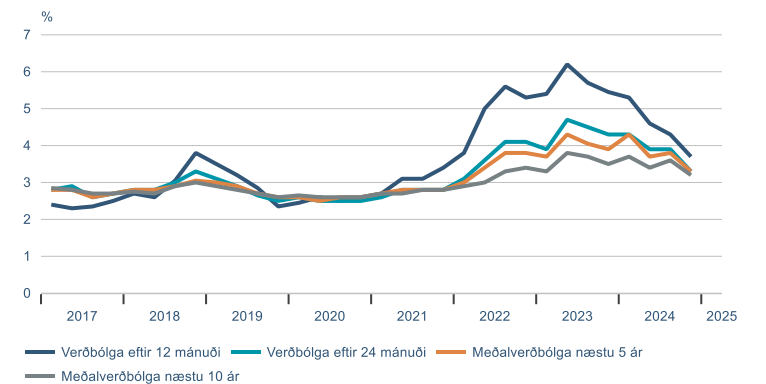
Valdir undirliðir



Verðbólguálag á skuldabréfamarkaði

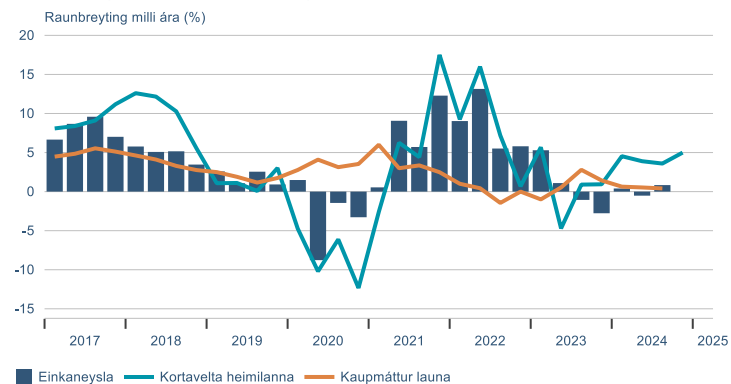


Væntingakönnun markaðsaðila

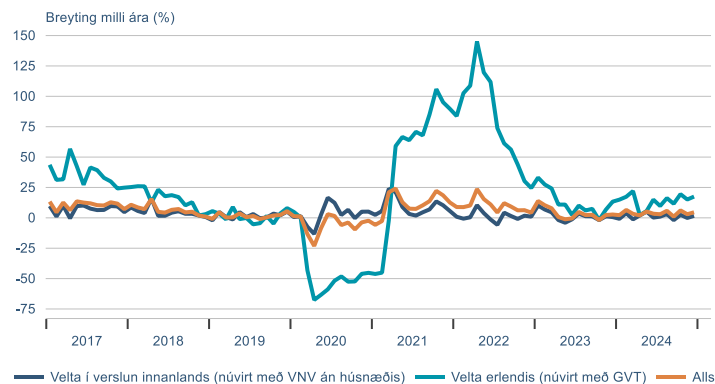


Heimilin

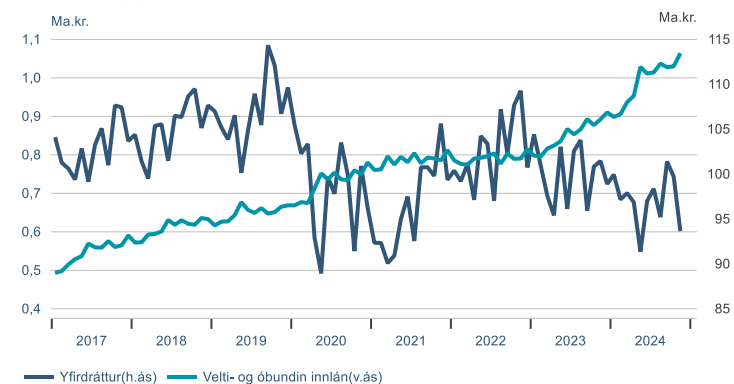
Einkaneysla, kortavelta og laun



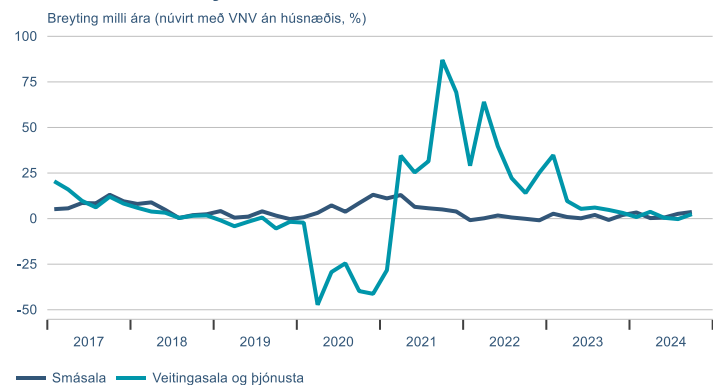
Greiðslukortavelta



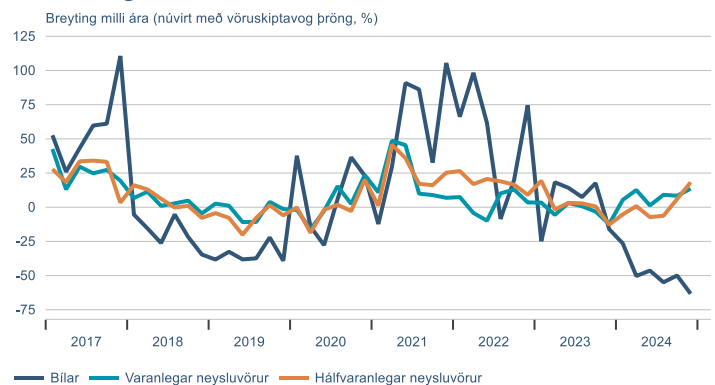
Innlán og yfirdráttur heimilanna



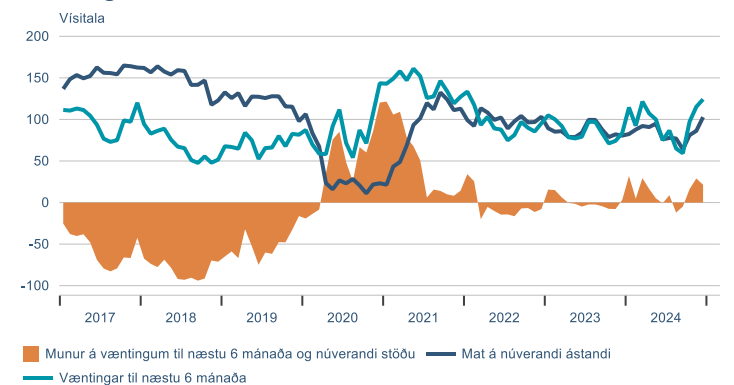
Velta skv. VSK-skýrslum



Innflutningur

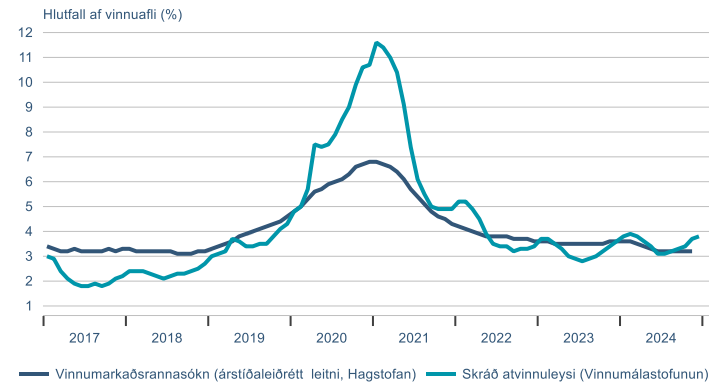


Væntingavísitala

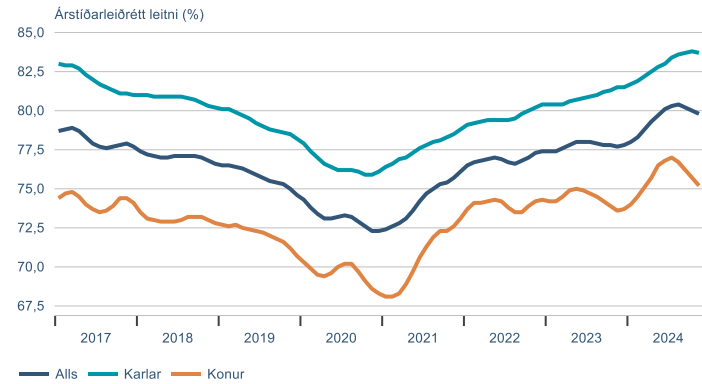


Vinnumarkaðurinn

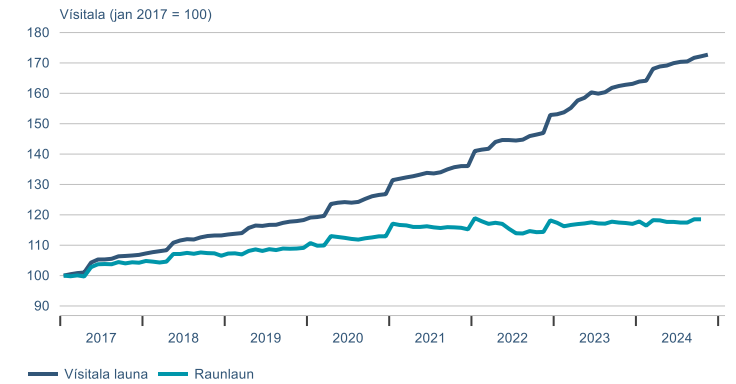
Atvinnuleysi



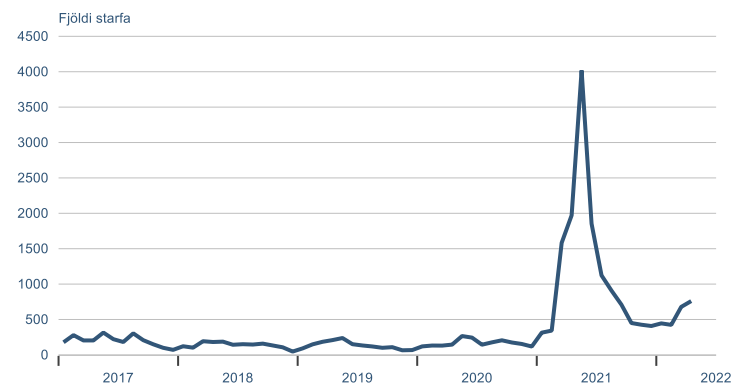
Atvinnuþátttaka



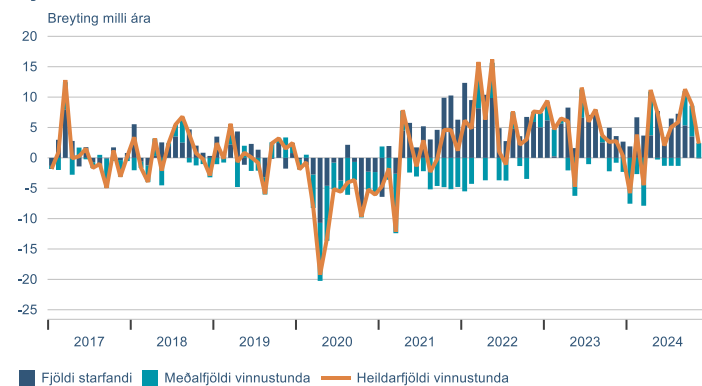
Laun



Laus störf

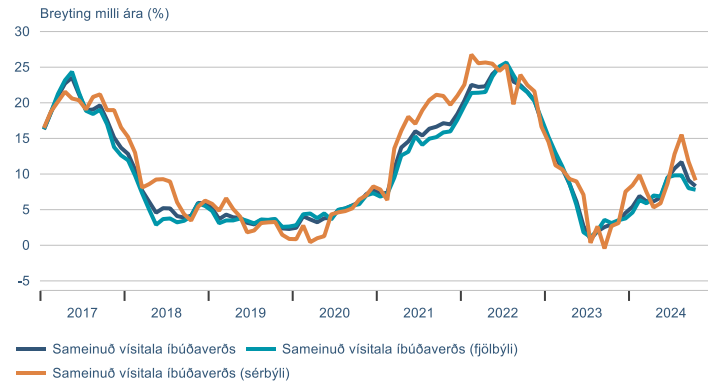


Fjöldi vinnustunda

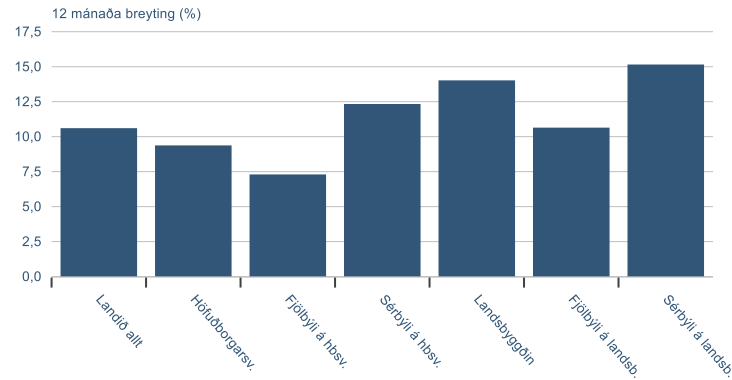


Fasteignamarkaðurinn

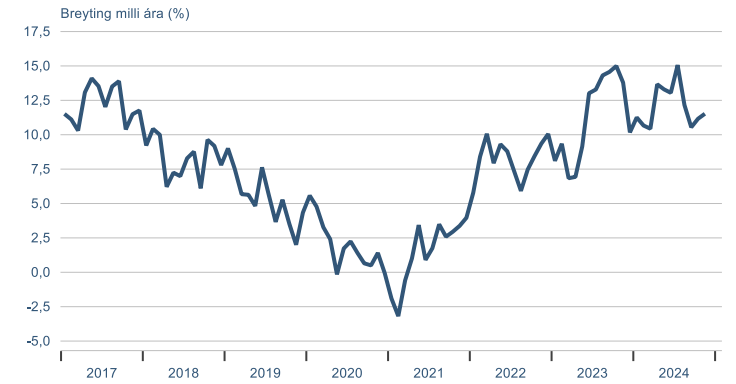
Visitala íbúðaverðs



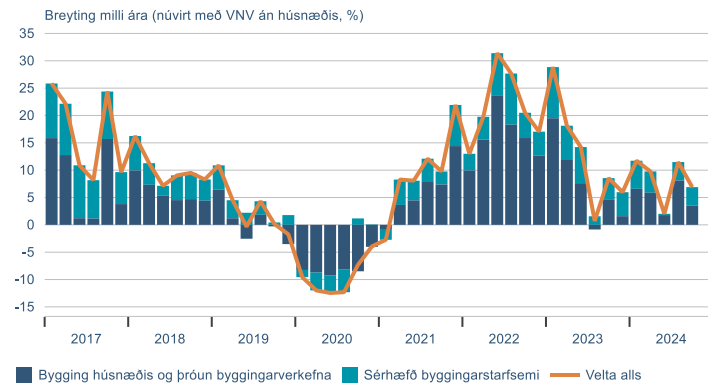
Eftir tegund húsnæðis



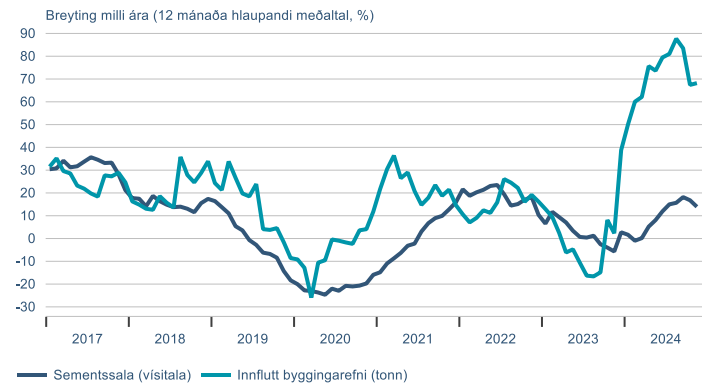
Visitala leiguverðs



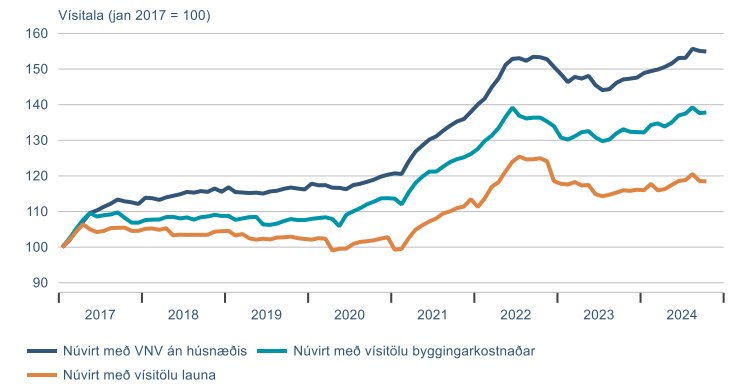
Velta í byggingariðnaði



Byggingavörur

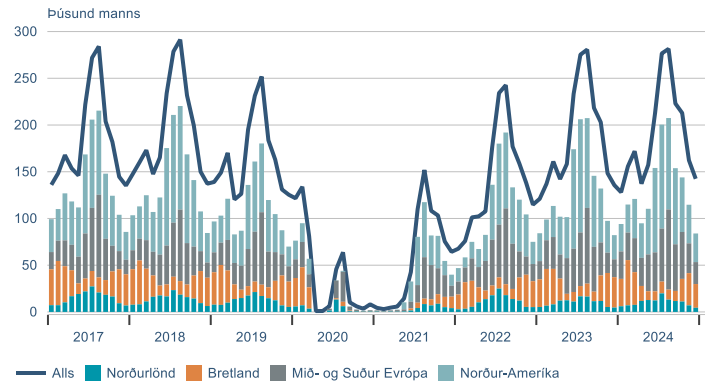


Visitala íbúðaverðs á móti undirliggjandi hagstærðum

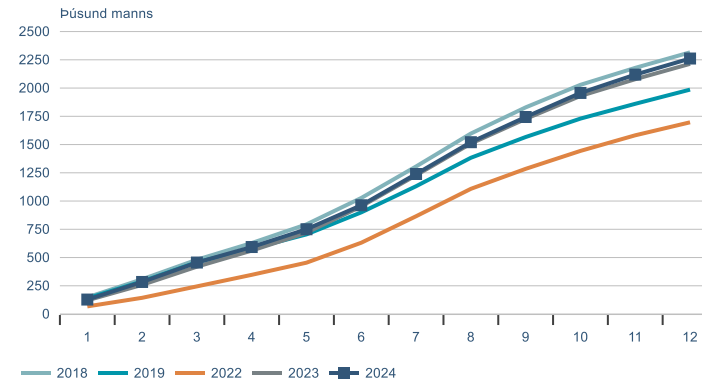


Ferðaþjónustan

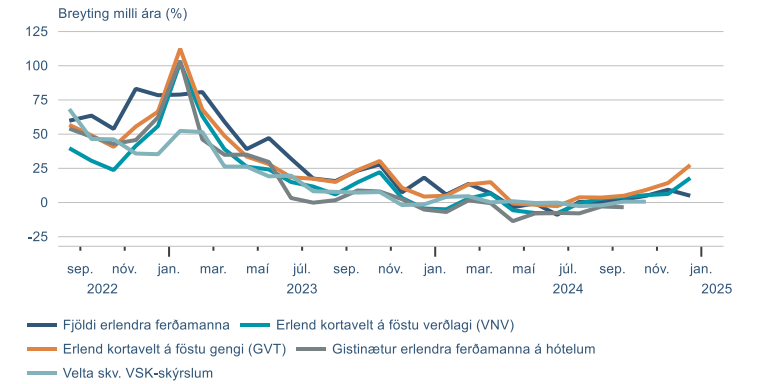
Erlendir ferðamenn um Leifstöð



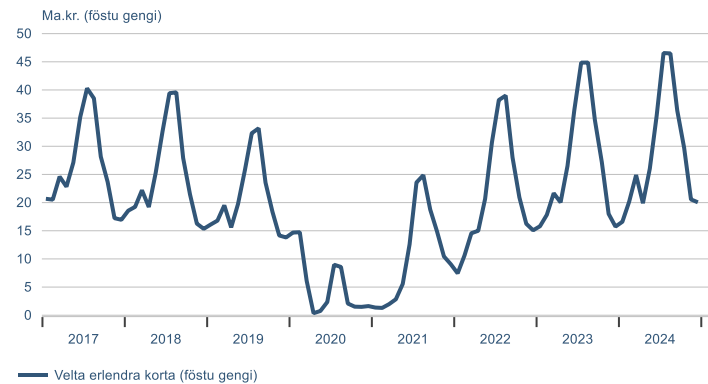
Uppsafnaður fjöldi erlendra ferðamanna innan árs



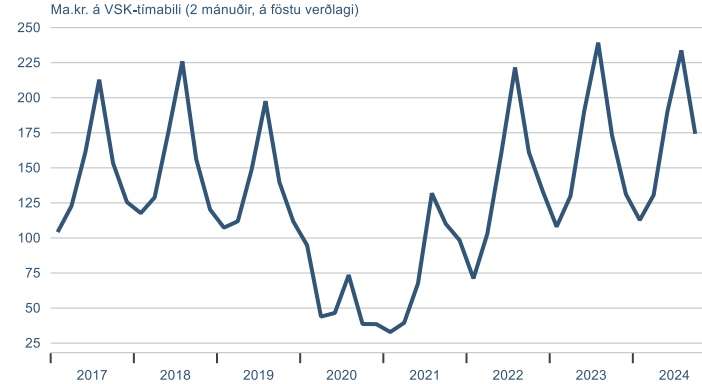
Helstu hagvísar ferðaþjónustu



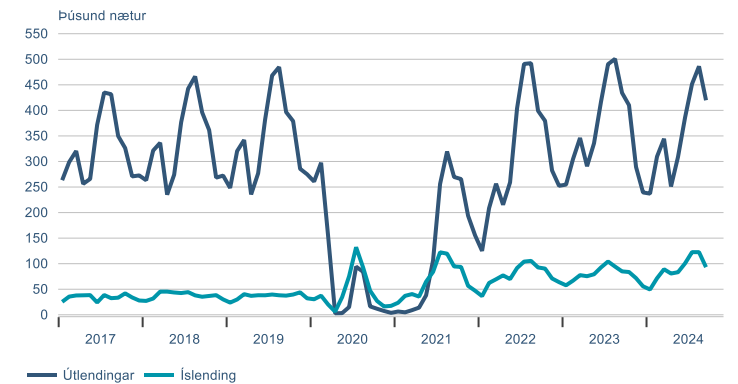
Velta erlendra greiðslukorta



Velta í ferðaþjónustu

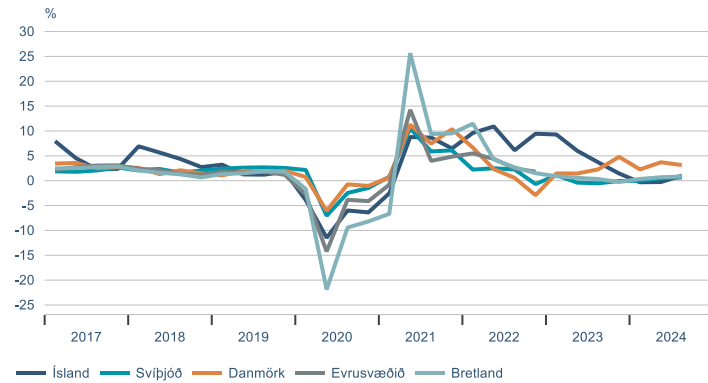


Gistinætur á hótélum

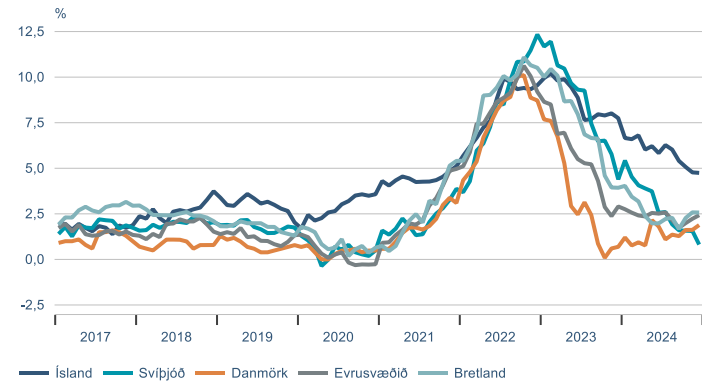


Alþjóðlegur samanburður

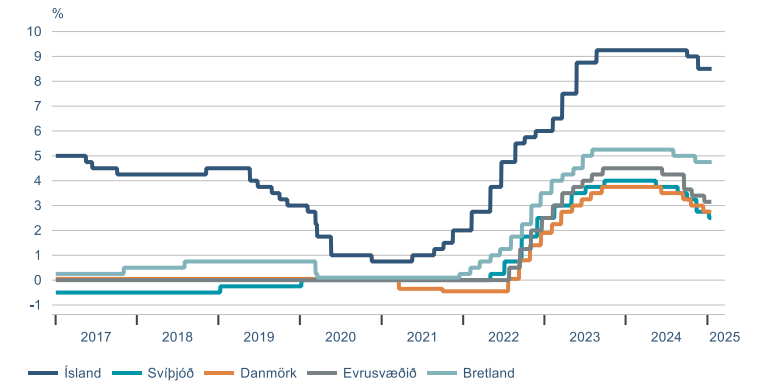
Hagvöxtur



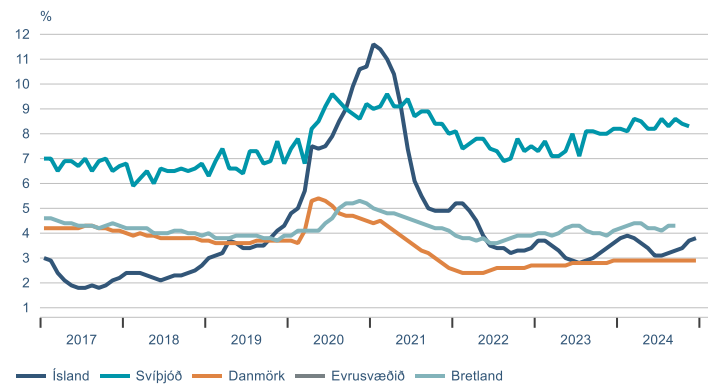
Verðbólga



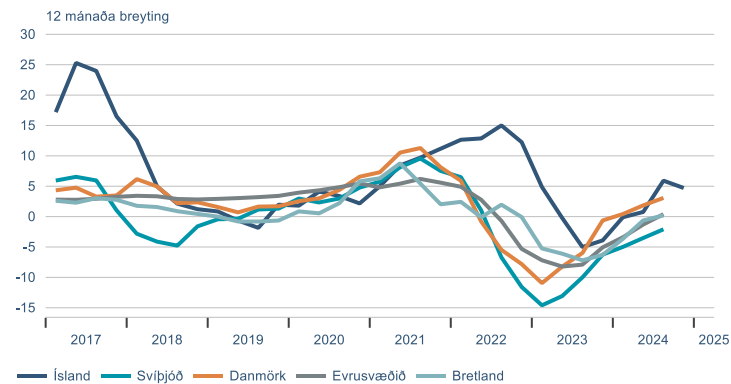
Stýrivextir



Atvinnuleysi



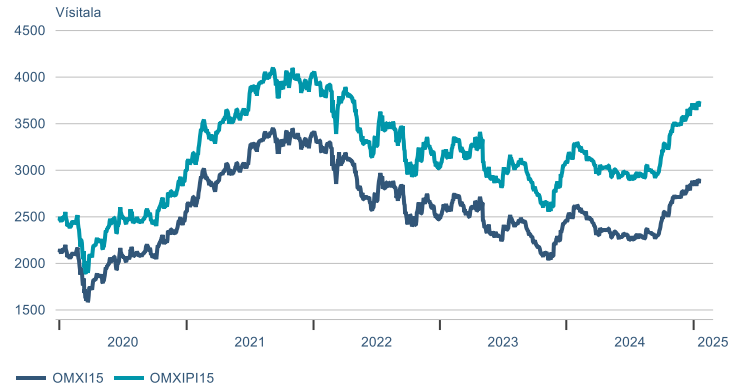
Rauverð íbúða



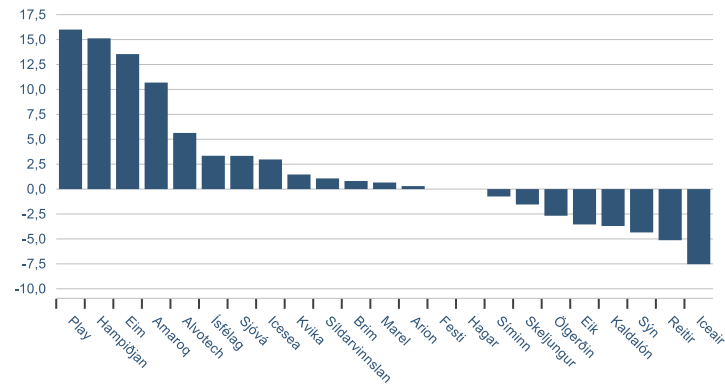
► Fjármálamarkaðir

Hlutabréf

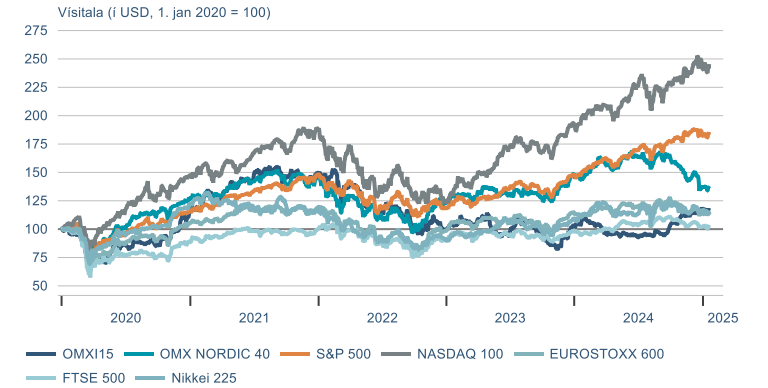
OMX-vísitölur



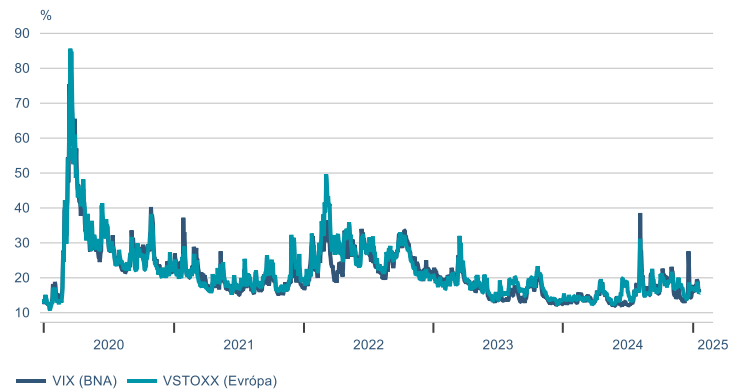
Það sem af er ári



Hlutabréfavísitölur

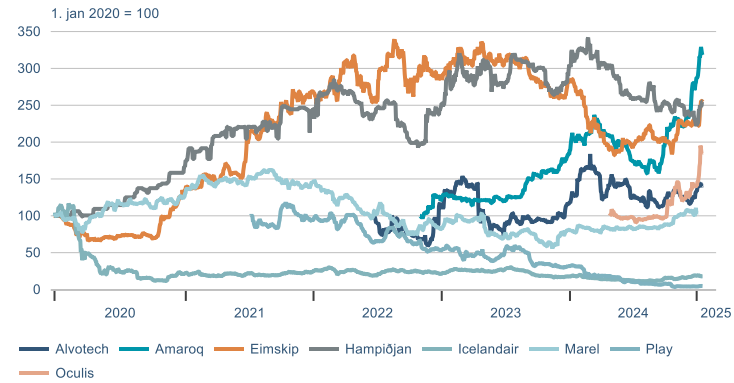


Vix-vísitölur

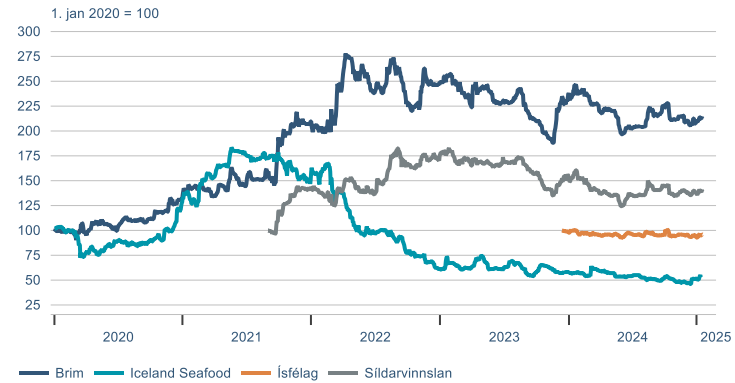


Hlutabréf

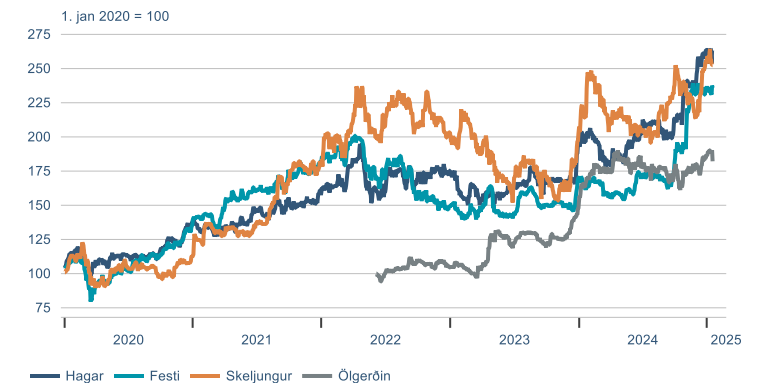
Félög með tekjur í erlendri mynt



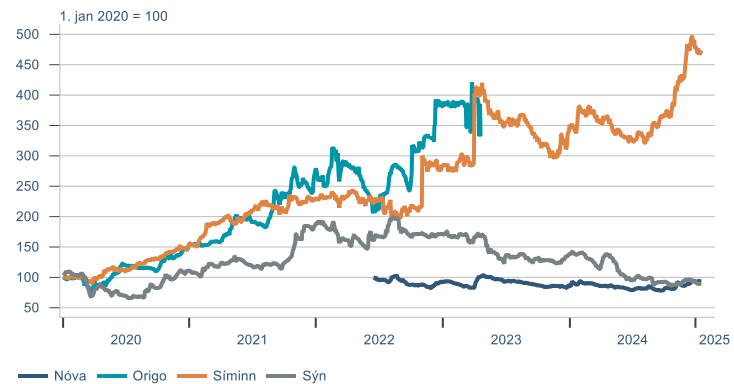
Útvegsfyrirtæki



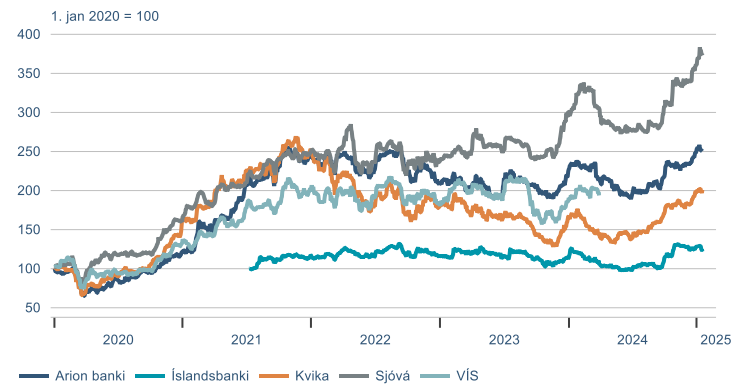
Heild- og smásala



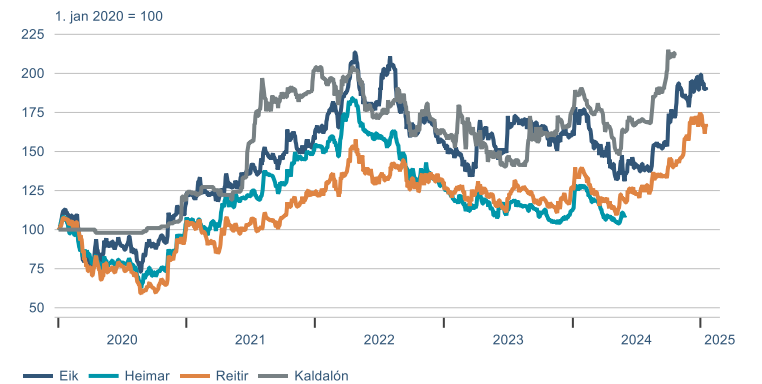
Tæknifyrirtæki



Fjármálfyrirtæki

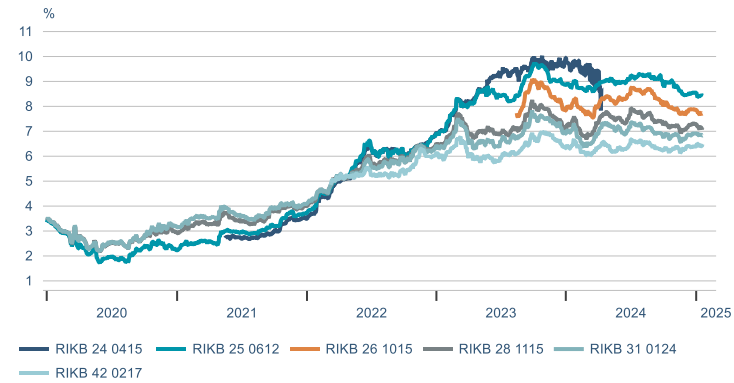


Fasteignafélög

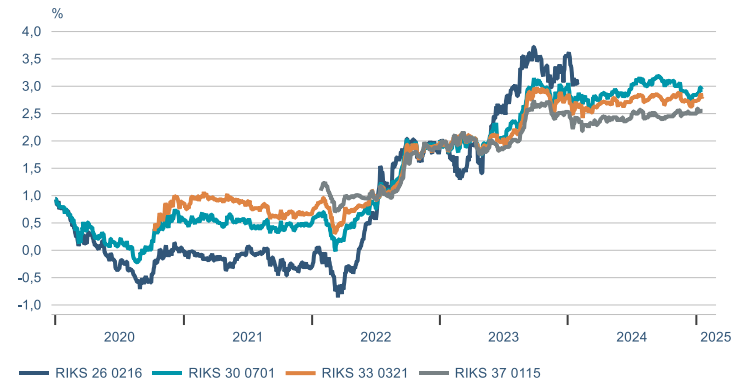


Skuldabréf

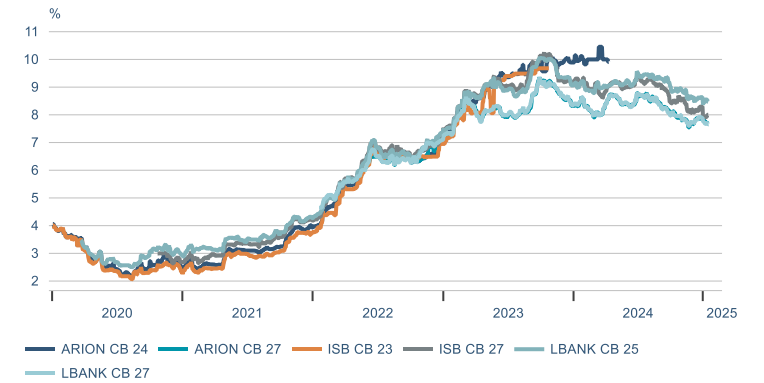
Óverðtryggð ríkisbréf



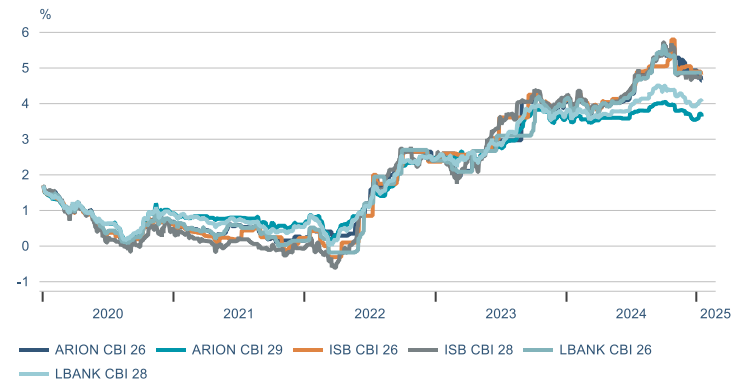
Verðtryggð ríkisbréf



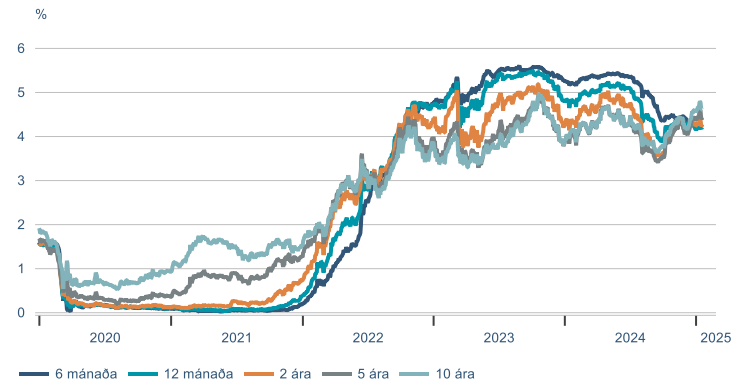
Sértryggð skuldabréf - óverðtryggð



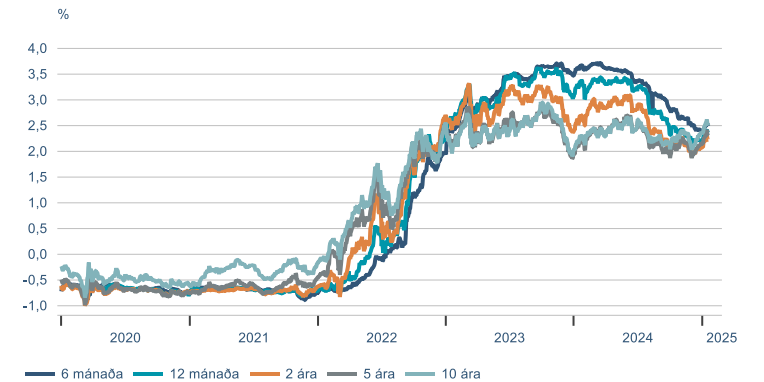
Sértryggð skuldabréf - verðtryggð



Bandarísk ríkisskuldabréf

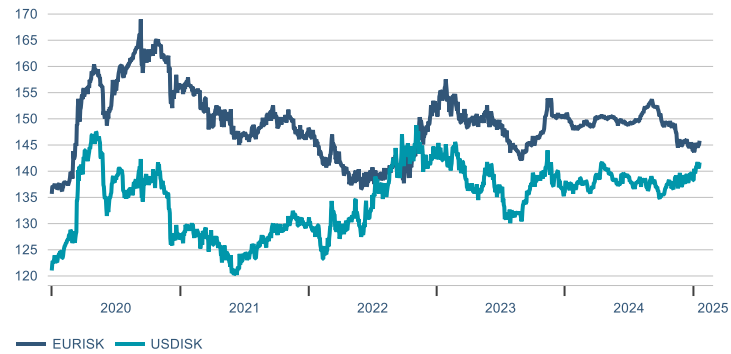


Þýsk ríkisskuldabréf

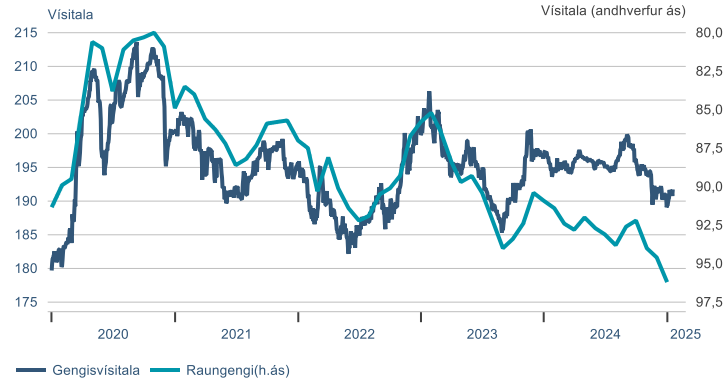


Gjaldeyrir

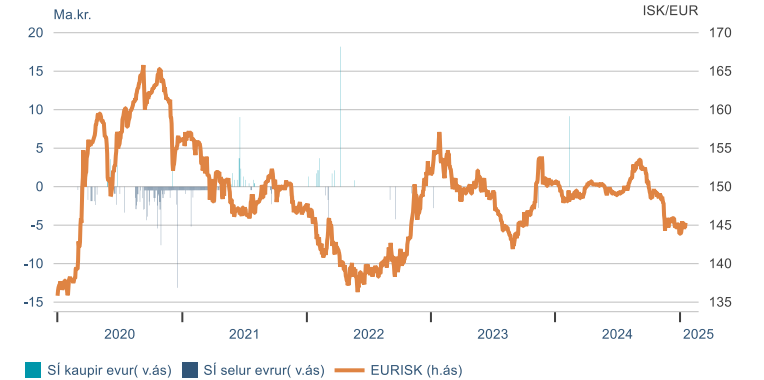
Gengi krónunnar



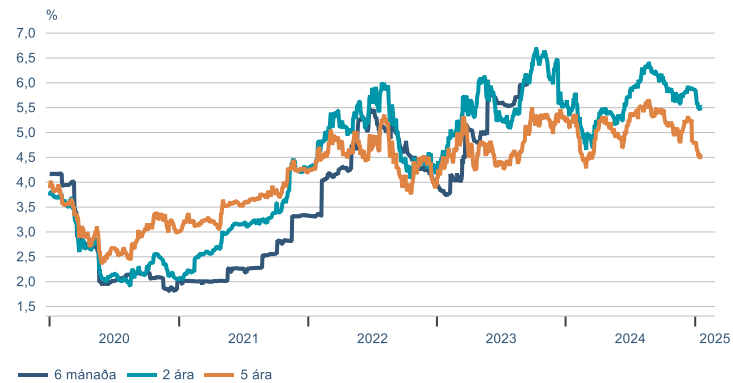
Gengisvísitala



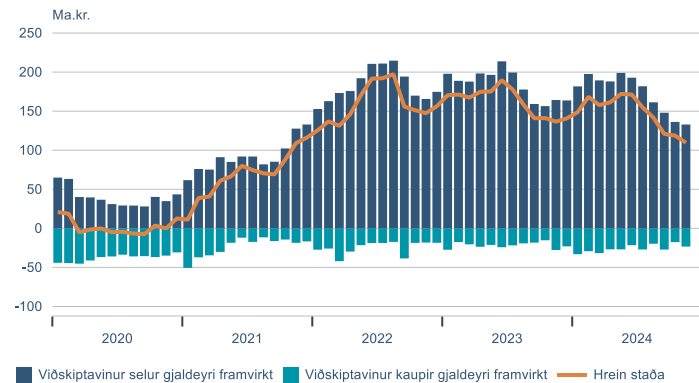
Inngrip SÍ



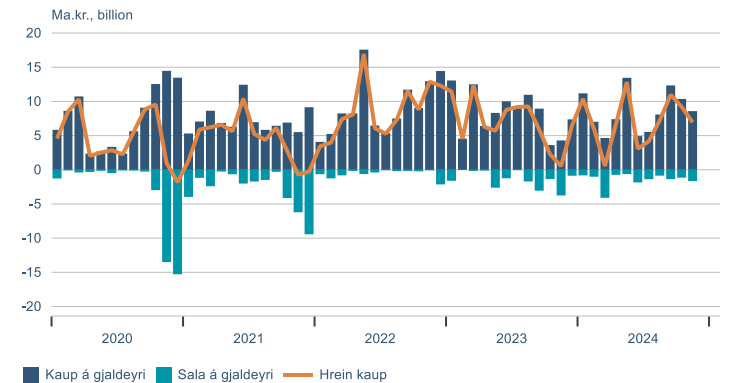
Vaxtamanur við evru



Staða framvirkra samninga með gjaldeyri

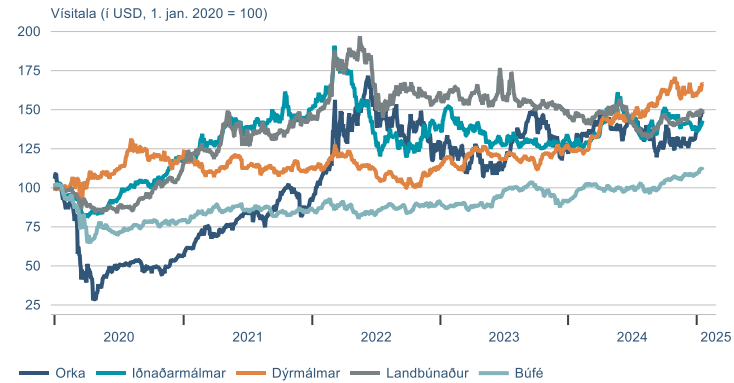


Gjaldeyrisviðskipti lífeyrissjóða



Hrávörur

S&P GSCI hrávörusvísitölur



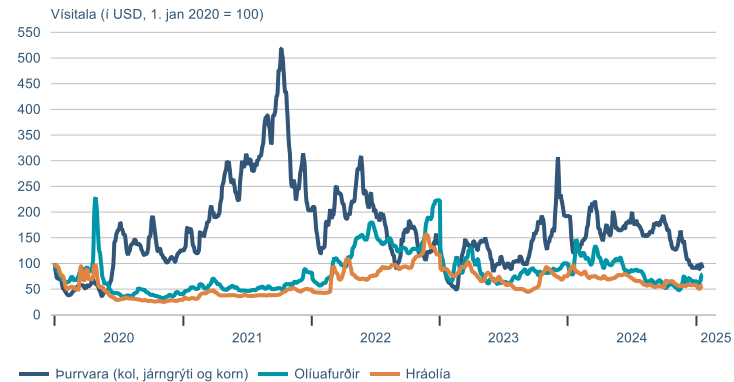
Álverð



Heimsmarkaðsverð á olíu



Baltic exchange flutningsvísitölur



| Hlutabréf | | ávöxtun | | | |
|-----------------|--------|---------|-------|--------|--------|
| | | Áramót | 1M | 3M | 12M |
| OMXI15 | 2.890 | 1,4% | 2,7% | 14,8% | 16,5% |
| OMXI15GI | 3.721 | 1,4% | 2,7% | 14,8% | 19,4% |
| Alvotech | 1.875 | 5,6% | 12,6% | 9,6% | 10,9% |
| Amaroq | 202,0 | 10,7% | 13,5% | 40,8% | 59,7% |
| Eimskip | 436,0 | 13,5% | 10,7% | 35,4% | 0,1% |
| Hampiðjan | 118,0 | 15,1% | 5,4% | 5,4% | -18,6% |
| Icelandair | 1,4 | -7,5% | -5,6% | 11,6% | 0,4% |
| John Bean | 18.000 | | | | |
| Oculus | 3.140 | 31,9% | 31,9% | 61,0% | |
| Play | 1,2 | 16,0% | 8,4% | -15,9% | -84,9% |
| Brim | 74,6 | 0,8% | 0,0% | 1,1% | -11,4% |
| Iceland Seafood | 5,2 | 3,0% | 3,0% | 3,0% | -7,1% |
| Ísfélag | 154,6 | 3,3% | -0,3% | 0,8% | -4,3% |
| Síldarvinnslan | 94,5 | 1,1% | -0,5% | 1,6% | -10,5% |
| Festi | 284,0 | 0,0% | 0,0% | 24,8% | 46,4% |
| Hagar | 106,0 | 0,0% | 1,0% | 21,1% | 38,2% |
| Skeljungur | 19,1 | -1,5% | 1,1% | 8,5% | 20,3% |
| Ölgerðin | 18,2 | -2,7% | -1,6% | 9,6% | 14,8% |
| Nova | 4,3 | -0,5% | -1,8% | 13,7% | 5,1% |
| Síminn | 13,4 | -0,7% | -5,0% | 28,8% | 42,3% |
| Sýn | 30,8 | -4,3% | -4,3% | 1,3% | -34,7% |
| Arion | 167,5 | 0,3% | 3,4% | 8,1% | 15,1% |
| Íslandsbanki | 119,0 | -4,0% | -2,9% | 5,3% | 8,4% |
| Kvika | 20,8 | 1,5% | 5,1% | 12,7% | 20,6% |
| Sjóvá | 49,6 | 3,3% | 4,6% | 20,4% | 26,2% |
| Skagi | 20,0 | -7,4% | -2,9% | 17,6% | 20,8% |
| Eik | 13,6 | -3,5% | -4,2% | 9,7% | 21,6% |
| Heimar | 36,2 | -7,2% | -4,7% | 19,1% | 35,1% |
| Kaldalón | 26,0 | -3,7% | -3,0% | 24,4% | 41,2% |
| Reitir | 111,0 | -5,1% | -3,5% | 16,8% | 28,2% |

Leiðrétt fyrir arðgreiðslum

| Ríkisskuldabréf | | krafa | verð | meðalt. | ávöxtun | | | |
|-----------------|--|-------|-------|---------|---------|-------|-------|------|
| | | | | | áramót | 1M | 3M | 12M |
| RIKB 25 0612 | | 8,44% | 99,8 | 0,4 | 0,5% | 0,8% | 2,4% | 9,1% |
| RIKB 26 1015 | | 7,71% | 98,4 | 1,7 | 0,6% | 1,0% | 2,4% | 8,7% |
| RIKB 27 0415 | | 7,59% | 100,8 | 2,0 | 0,8% | 1,0% | 2,5% | |
| RIKB 28 1115 | | 7,16% | 93,0 | 3,5 | 0,8% | 1,0% | 1,7% | 8,1% |
| RIKB 31 0124 | | 6,83% | 98,4 | 4,8 | 0,7% | 0,6% | 1,0% | 8,2% |
| RIKB 35 0917 | | 6,66% | 102,5 | 7,7 | -0,3% | -0,5% | -0,7% | 7,9% |
| RIKB 42 0217 | | 6,48% | 79,9 | 11,1 | -0,7% | -0,7% | -1,4% | 5,7% |
| RIKS 26 0216 | | 4,64% | 96,8 | 1,1 | 0,4% | 0,7% | 2,7% | 6,5% |
| RIKS 30 0701 | | 2,93% | 101,6 | 5,0 | -0,1% | -0,4% | 2,0% | 6,7% |
| RIKS 33 0321 | | 2,81% | 101,4 | 7,2 | -0,2% | -0,7% | 1,0% | 5,4% |
| RIKS 37 0115 | | 2,55% | 84,2 | 11,3 | -0,1% | 0,1% | 0,2% | 4,7% |

| Gjaldeyri | | áramót | | | |
|-----------|-------|--------|-------|-------|-------|
| | | 1M | 3M | 12M | |
| GVT | 191,2 | 1,1% | 0,5% | -1,8% | -2,3% |
| EUR | 145,1 | 0,8% | 0,3% | -2,7% | -2,9% |
| USD | 140,9 | 2,3% | 2,2% | 2,7% | 2,5% |
| GBP | 171,8 | -1,0% | -1,9% | -3,8% | -1,4% |
| DKK | 19,4 | 0,8% | 0,3% | -2,7% | -3,0% |
| SEK | 12,6 | 0,7% | 0,0% | -3,4% | -3,9% |
| NOK | 12,3 | 1,6% | 0,3% | -1,7% | -5,6% |
| CHF | 154,5 | 1,3% | 0,5% | -2,8% | -2,8% |
| JPY | 0,91 | 3,6% | 1,2% | -1,3% | -2,7% |

Þessi samantekt og/eða umfjöllun er markaðsefni ætlað til upplýsingar en ekki sem grundvöllur viðskipta. Markaðsefni þetta felur hvorki í sér fjárfestingarráðgjöf né óháða fjárfestingargreiningu. Lagakröfur sem gilda um fjárfestingarráðgjöf og fjárfestingargreiningu eiga því ekki við, þ.m.t. bann við viðskiptum fyrir dreifingu.

Upplýsingar um þróun gengis innlendra hlutabréfa, skuldabréfa og/eða vísitalna koma frá Nasdaq Iceland – Kauphöllinni. Á vef Landsbankans er hægt að nálgast nánari upplýsingar með því að smella á viðkomandi hlutabréf, skuldabréfaflokk eða vísitölu. Upplýsingar um þróun gengis erlendra fjármálagerna, vísitalna og/eða sjóða koma frá aðilum sem Landsbankinn hefur metið áreiðanlega. Þróun gengis í fortíð gefur ekki vísbendingu um framtíðarþróun.

Upplýsingar um fyrri árangur sjóða Landsbréfa byggja á upplýsingum frá Landsbréfum. Á vef Landsbankans er hægt að nálgast nánari upplýsingar með því að smella á heiti viðkomandi sjóðs, þ.m.t. um árangur síðastliðinna fimm ára. Upplýsingar um fyrri árangur sjóða sýna nafnávöxtun, nema annað sé tekið fram. Ef fyrri árangur sjóða byggir á erlendum gjaldmiðli getur ávöxtun aukist eða minnkað vegna gengissveiflna. Árangur í fortíð gefur ekki áreiðanlega vísbendingu um framtíðarárangur.

Verðbréfi viðskipti fela í sér áhættu og eru lesendur hvattir til að kynna sér Áhættulýsingu vegna viðskipta með fjármálagerna og Stefnu Landsbankans um hagsmunaárekstra sem finna má á vef Landsbankans.

Landsbankinn hefur starfsleyfi sem viðskiptabanki samkvæmt lögum nr. 161/2002 um fjármálafyrirtæki og sætir eftirliti Fjármálaeftirlits Seðlabanka Íslands (www.sedlabanki.is/fjarmalaeftirlit).