



Vikubyrjun 25. nóvember 2024

Greiningardeild Landsbankans



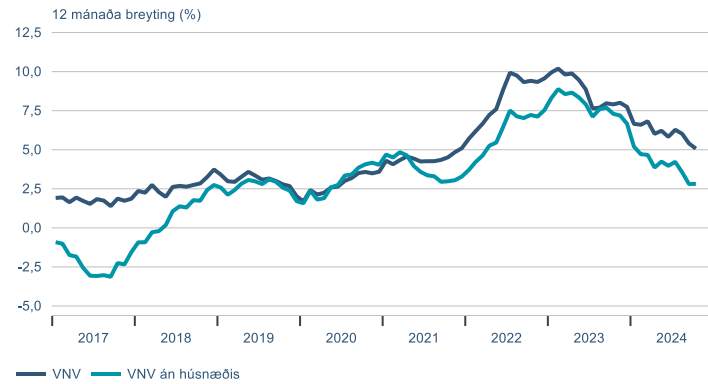
Dagatal

Vikud.	Dag.	kl.	Viðburður	Tímabil	Birtingaraðili
mán	25. nóv.	09:00	Vöru- og þjónustuviðskipti ISB 24 1125 á gjalddaga	3. ársfj.	Hagstofan Íslandsbanki
		09:00	Þjóðhagsspá		Hagstofan
		09:00	Bankakerfi AL231124 á gjalddaga	okt	Seðlabankinn Alma íbúðafélag
þri	26. nóv.	09:00	Vísitala byggingarkostnaðar Víxlaútboð (KALD 25 0602)	nóv	Hagstofan
		09:00	Vísitala framleiðsluverðs	sep	Hagstofan
mið	27. nóv.		Árshlutauppgjör Víxlaútboð (SIMINN250604)	3F 2024	Skagi Síminn
		09:00	Vinumarkaðurinn (mánaðarleg)	okt	Hagstofan
		09:00	Laus störf	3. ársfj.	Hagstofan
		09:00	Vöruviðskipti (uppfærðar tölur)	okt	Hagstofan
		09:00	Lánasjóðir ríkisins	okt	Seðlabankinn
		09:00	Verðbr.-, fjárfest.- og fagfjárfestasjóðir	okt	Seðlabankinn
		09:00	Önnur fjármálafyrirtæki	okt	Seðlabankinn
fim	28. nóv.	09:00	Vísitala neysliverðs Viðskipti með atvinnuhúsnæði Fjöldi kaupsamninga íbúðahúsnæðis	nóv okt 3. ársfj.	Hagstofan HMS HMS
		09:00	Þjóðhagsreikningar Árshlutauppgjör Ferðaþjónustan í tölum	3. ársfj. 3F 2024 nóv	Hagstofan Ísfélagið Ferðamálastofa
fös	29. nóv.	09:00	Aflaverðmæti	sep	Hagstofan
		09:00	Gistinætur	okt	Hagstofan
		09:00	Staða markaðsverðbréfa	okt	Seðlabankinn
		09:00	Verðbréfafjárfesting	okt	Seðlabankinn
			Gjaldprot og nýskráningar í byggingariðnaði	3. ársfj.	HMS

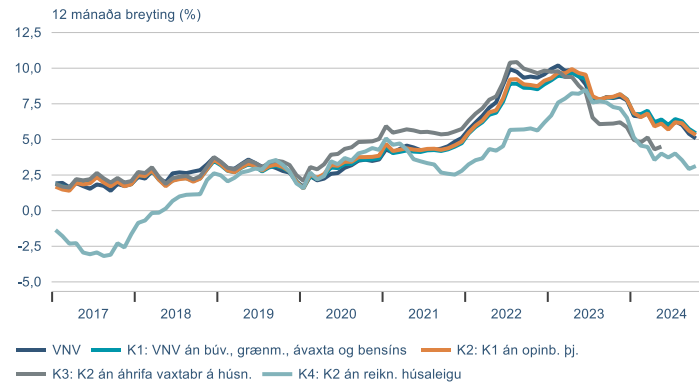
▶ Efnahagsmál

Verðlag

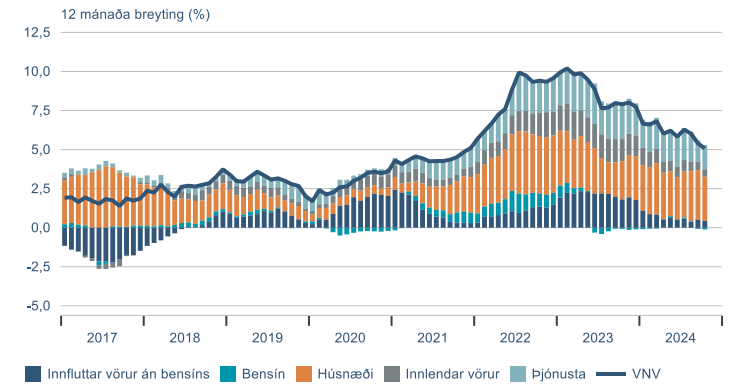
Visitala neysluverðs



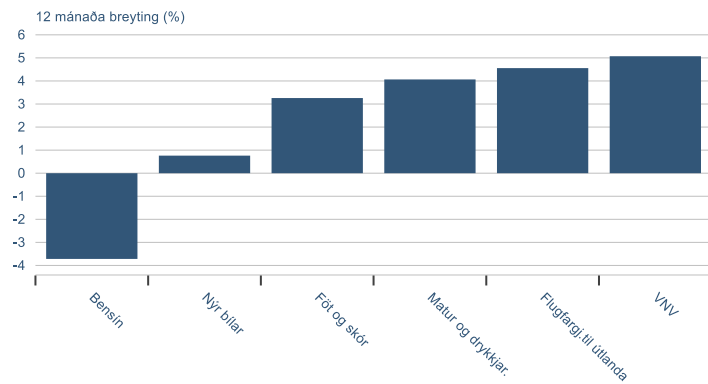
Kjarnavísitölur



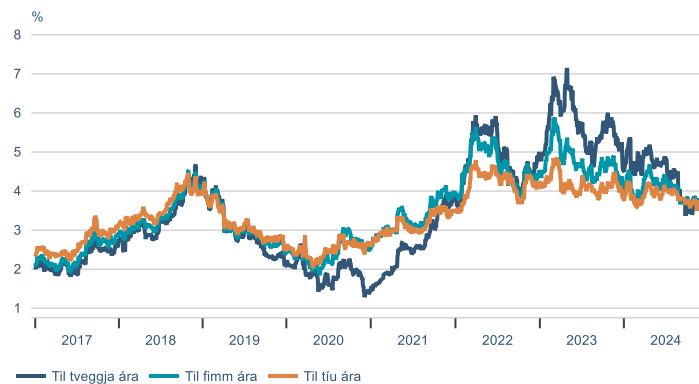
Eftir eðli og uppruna



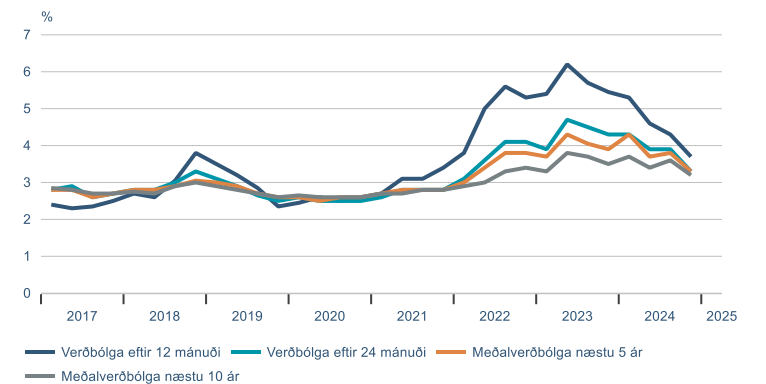
Valdir undirliðir



Verðbólguálag á skuldabréfamarkaði

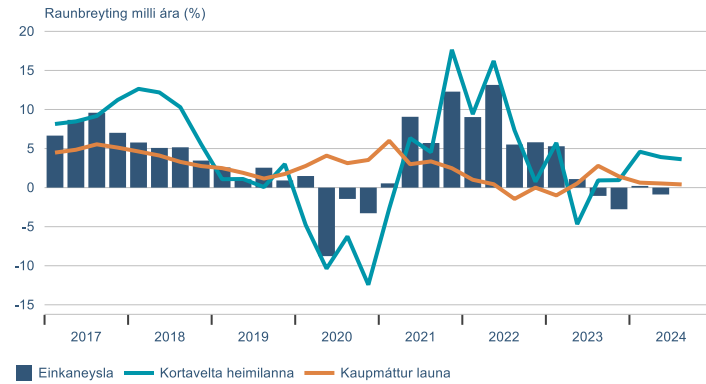


Væntingakönnun markaðsaðila

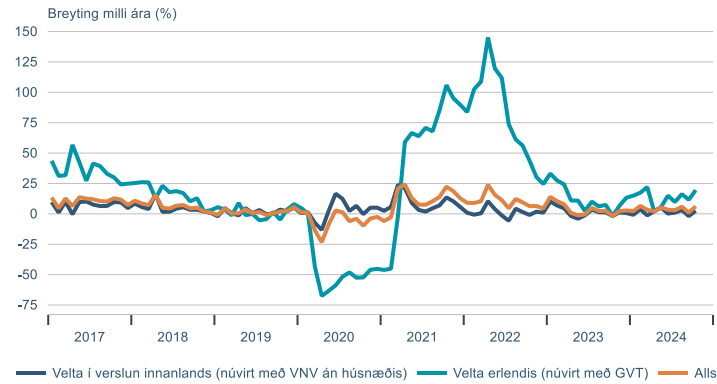


Heimilin

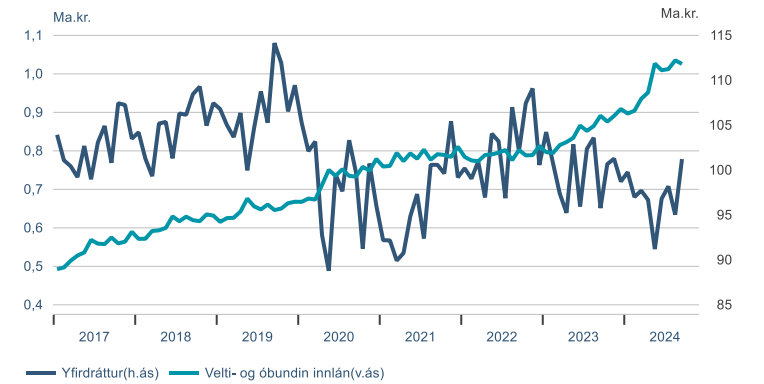
Einkaneysla, kortavelta og laun



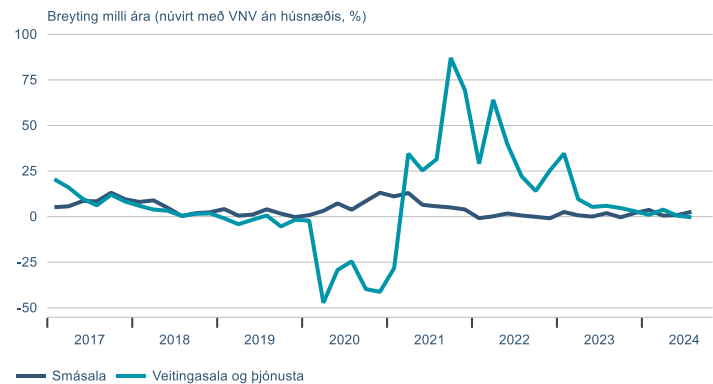
Greiðslukortavelta



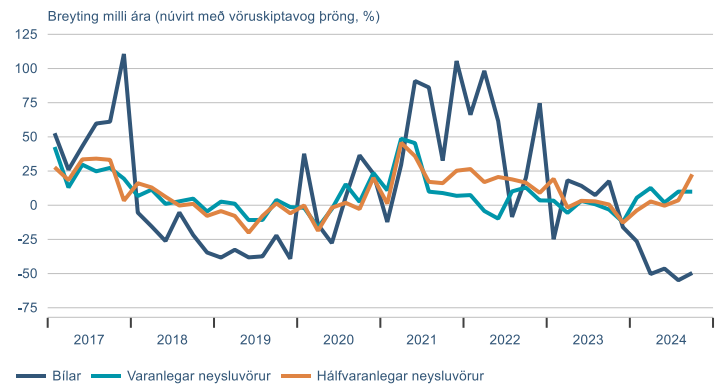
Innlán og yfirdráttur heimilanna



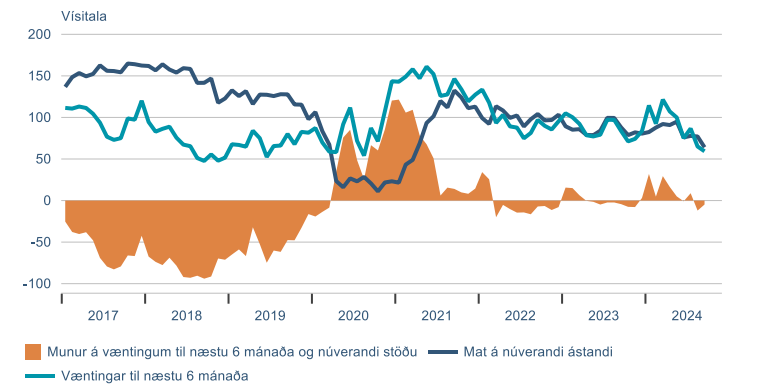
Velta skv. VSK-skýrslum



Innflutningur

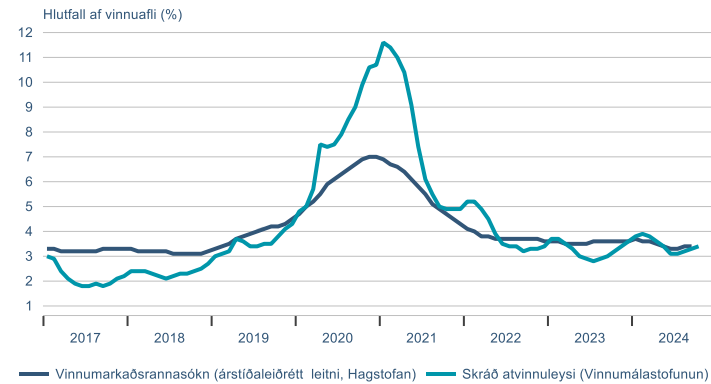


Væntingavísitala

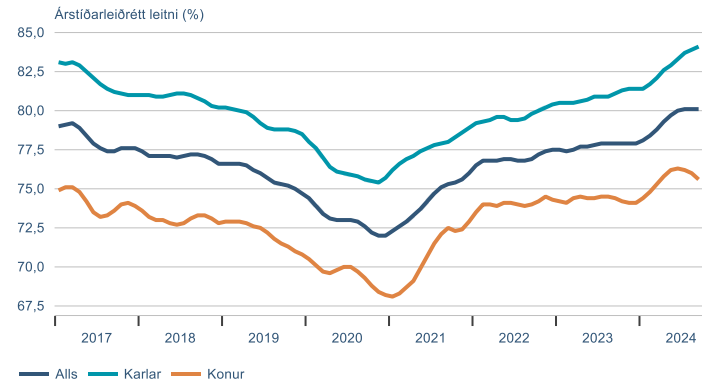


Vinnumarkaðurinn

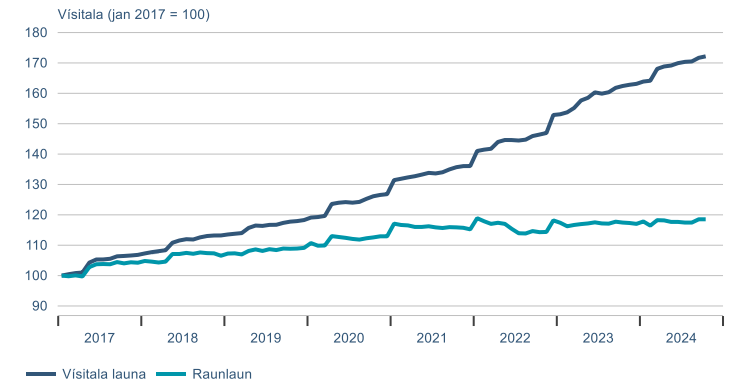
Atvinnuleysi



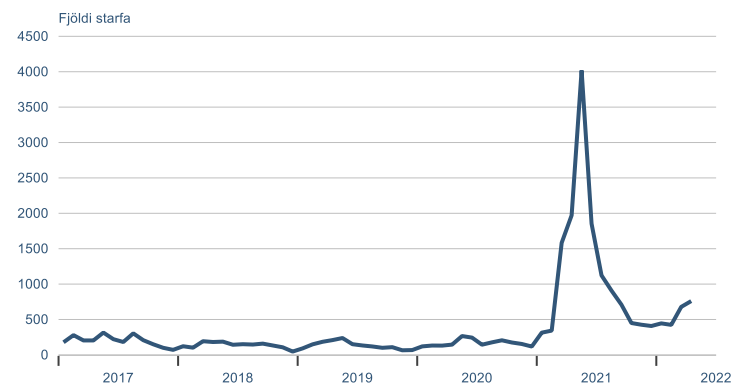
Atvinnuþátttaka



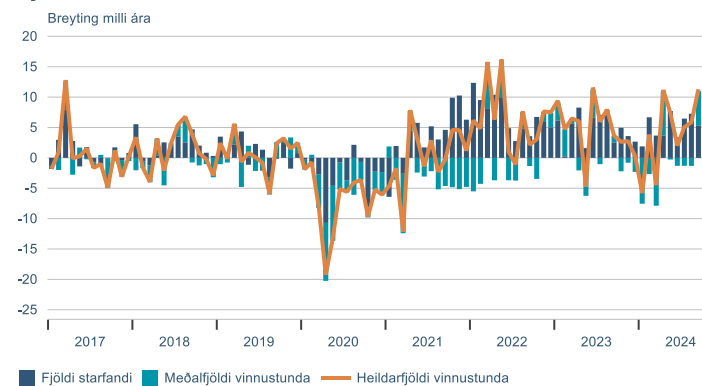
Laun



Laus störf

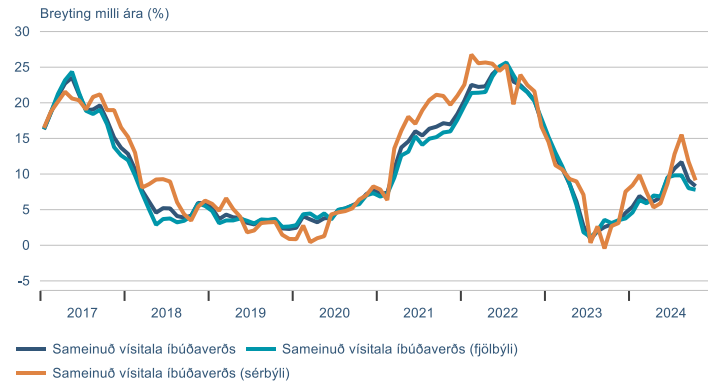


Fjöldi vinnustunda

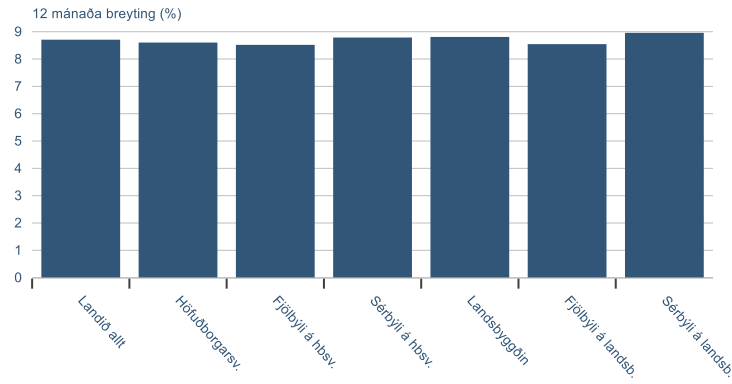


Fasteignamarkaðurinn

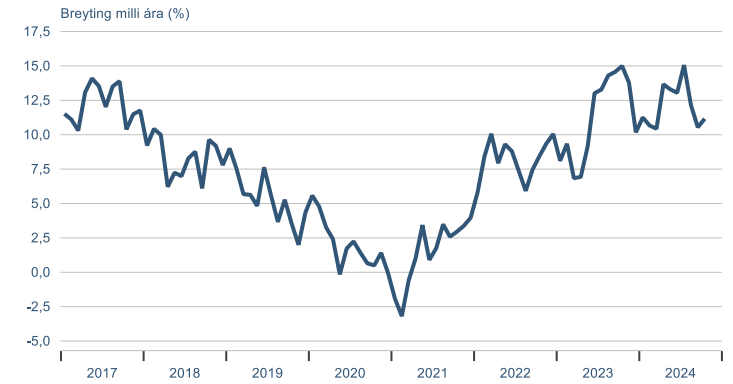
Visitala íbúðaverðs



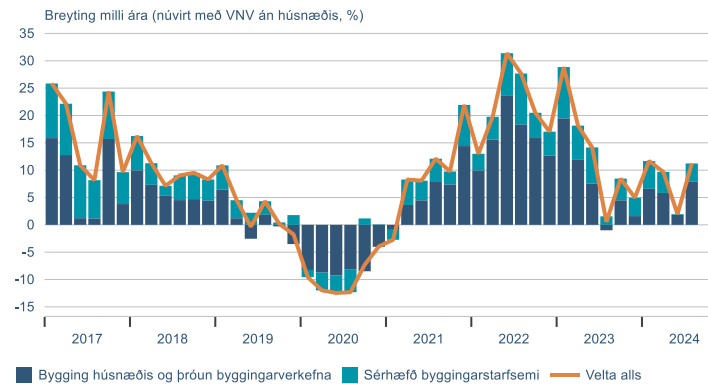
Eftir tegund húsnæðis



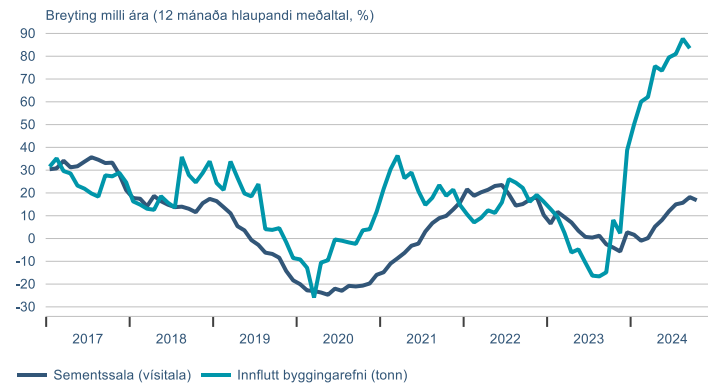
Visitala leiguverðs



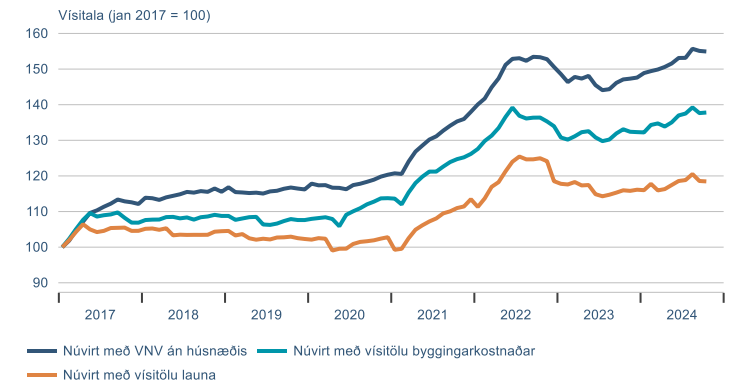
Velta í byggingariðnaði



Byggingavörur

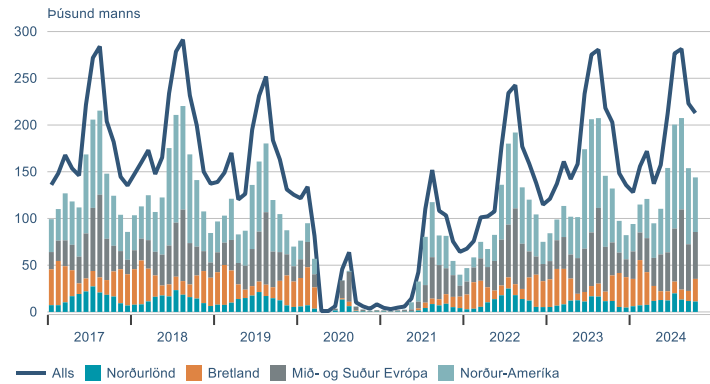


Visitala íbúðaverðs á móti undirliggjandi hagstærðum

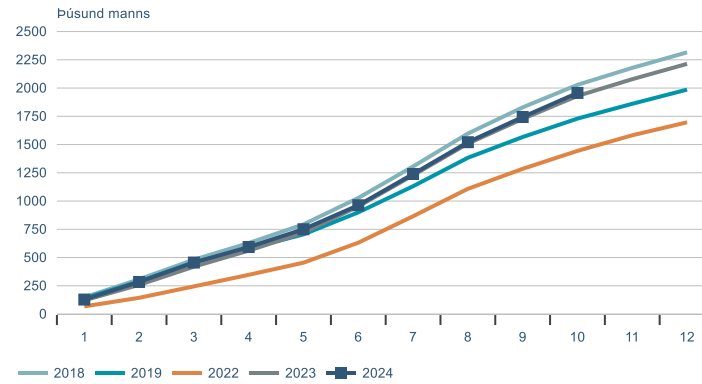


Ferðapjónustan

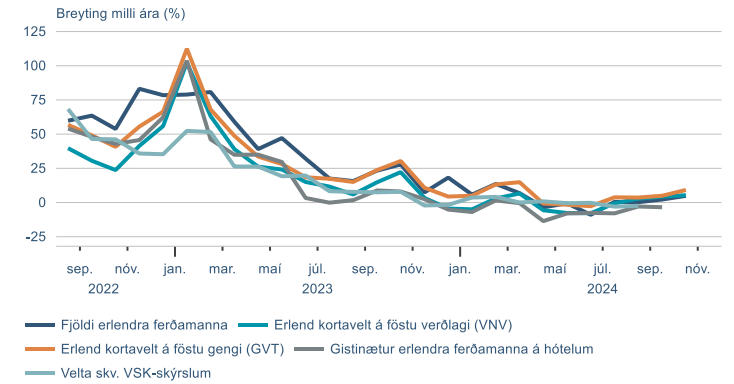
Erlendir ferðamenn um Leifstöð



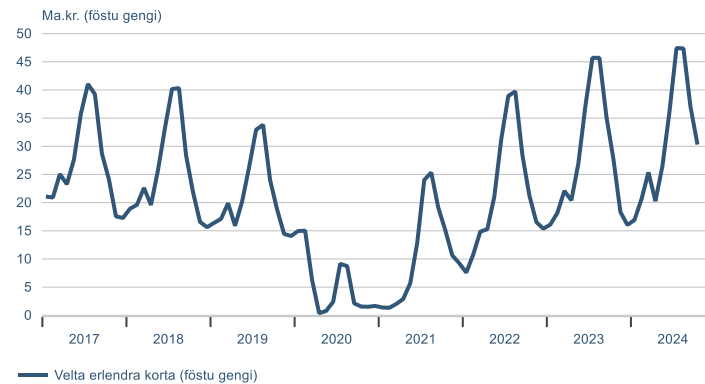
Uppsafnaður fjöldi erlendra ferðamanna innan árs



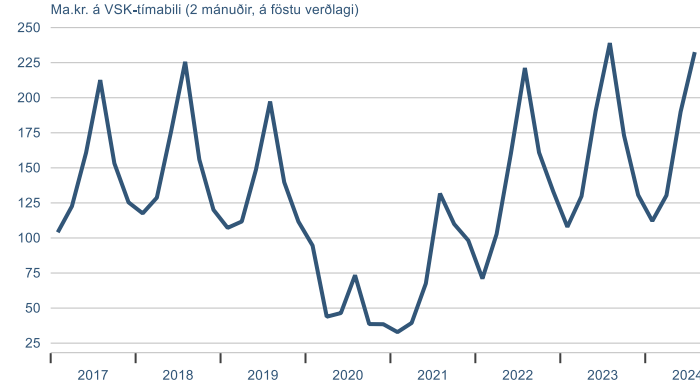
Helstu hagvísar ferðapjónustu



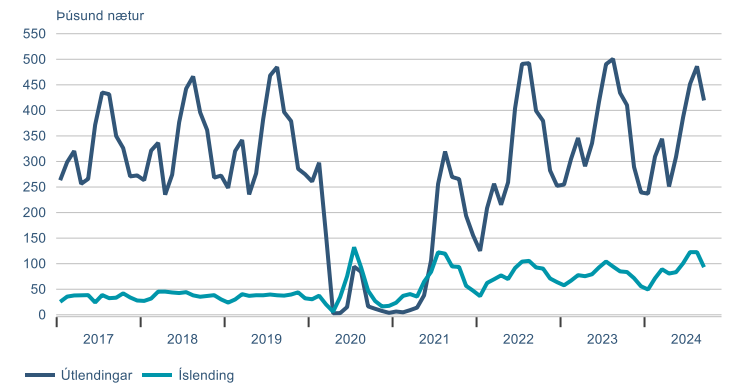
Velta erlendra greiðslukorta



Velta í ferðapjónustu

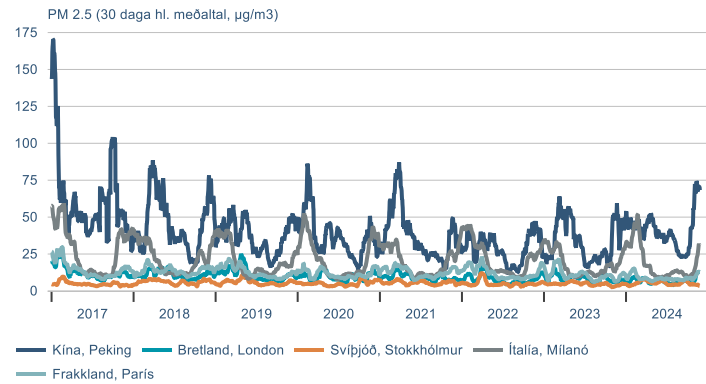


Gistinætur á hótélum

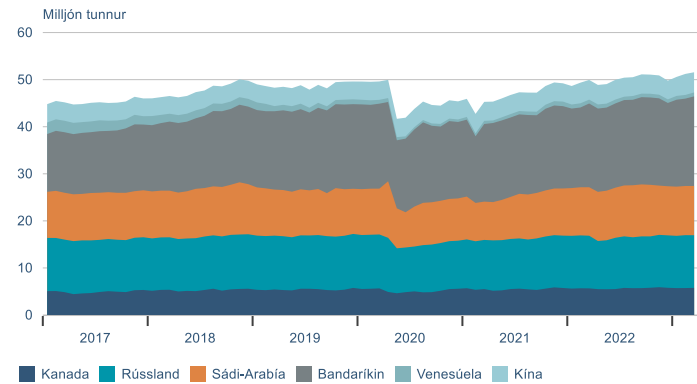


Sjálfbærni

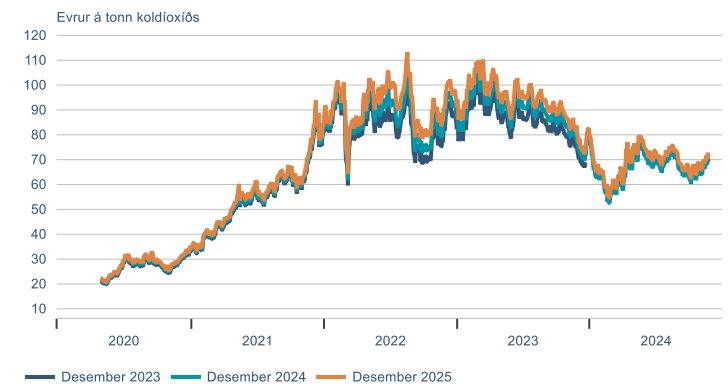
Magn svifryks



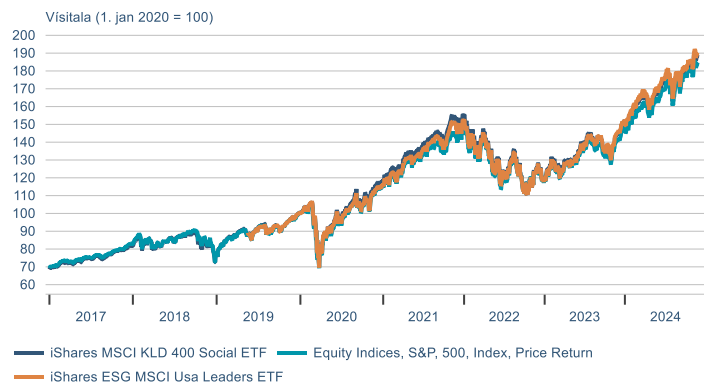
Framleiðsla hráolíu



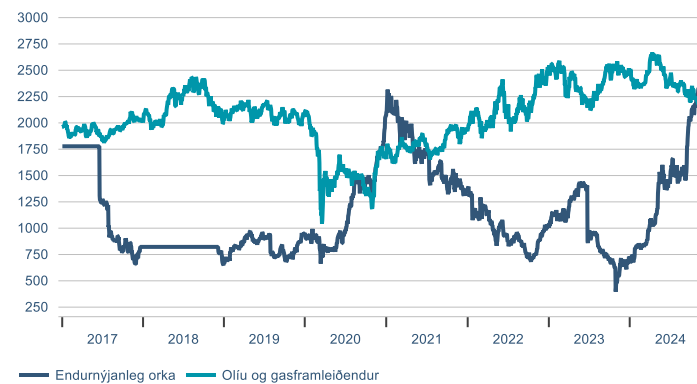
EUA Losunarheimildir innan ETS viðskiptakerfisins



UFS Hlutabréfavisitölur og S&P 500

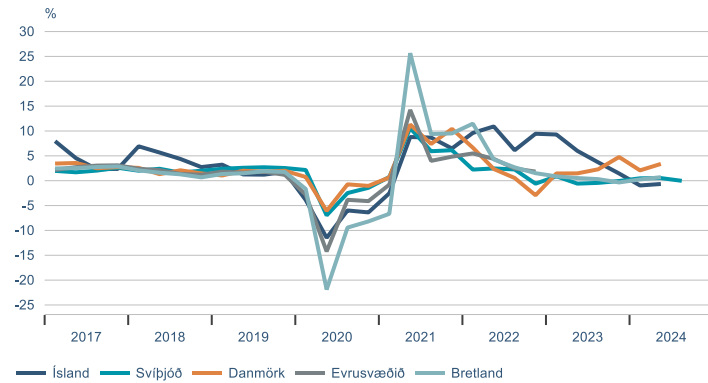


Hlutabréfavisitölur orkufyrirtækja (hluti af Eurofirst 300)

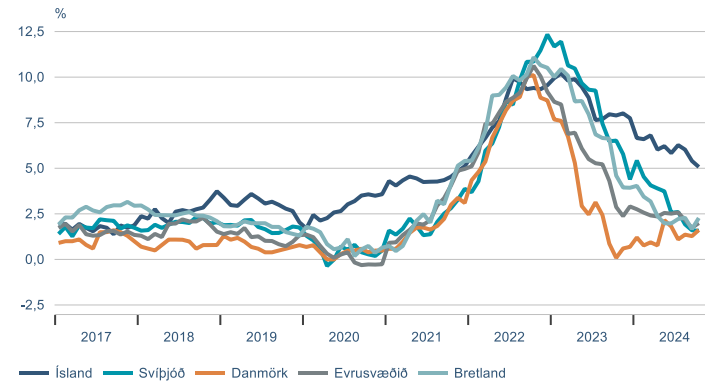


Alþjóðlegur samanburður

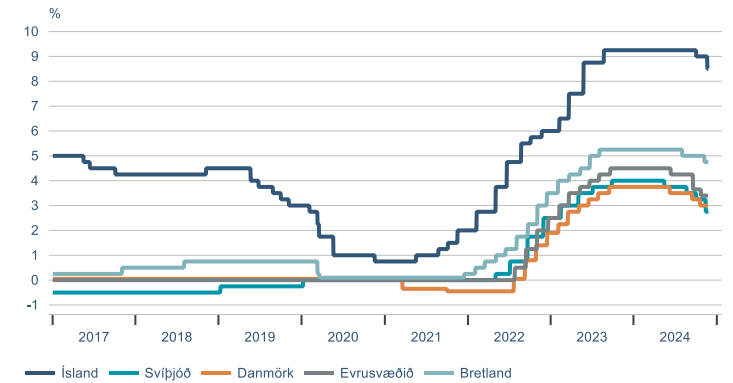
Hagvöxtur



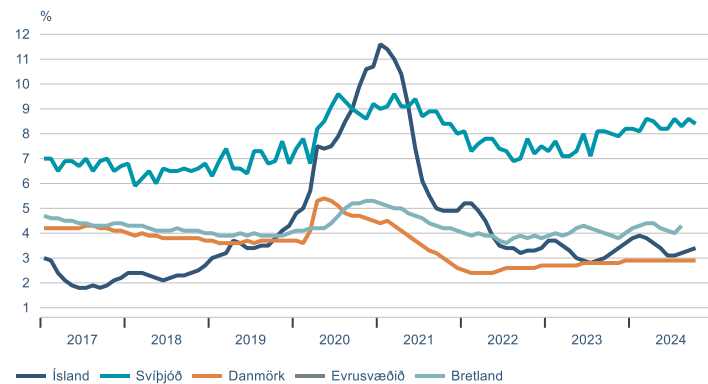
Verðbólga



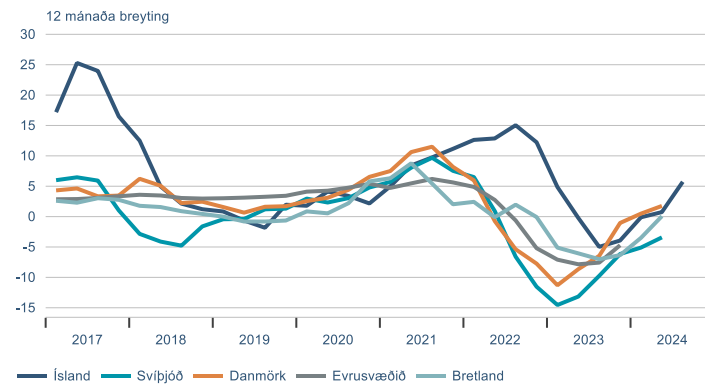
Stýrivextir



Atvinnuleysi



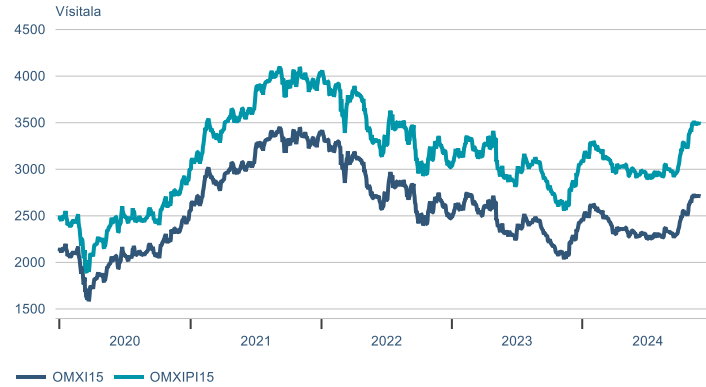
Rauverð íbúða



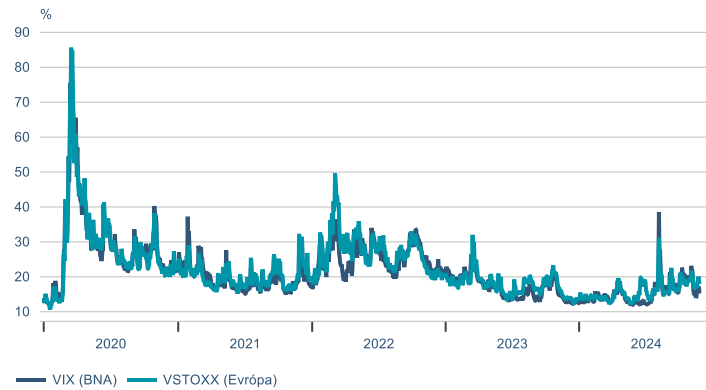
► Fjármálamarkaðir

Hlutabréf

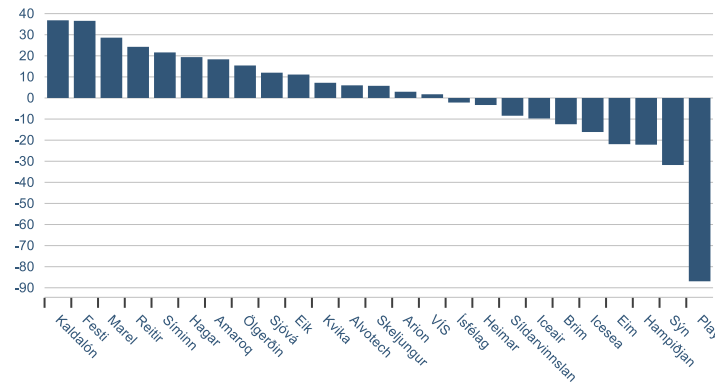
OMX-vísitölur



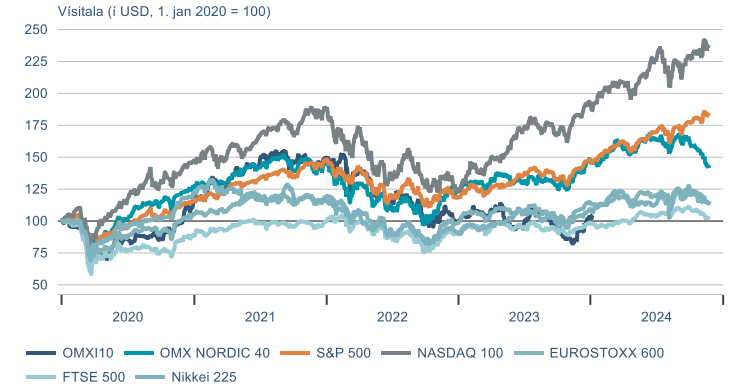
Vix-vísitölur



Það sem af er ári

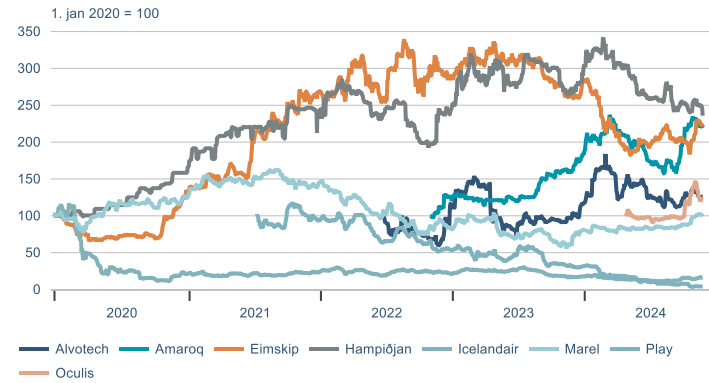


Hlutabréfavísitölur

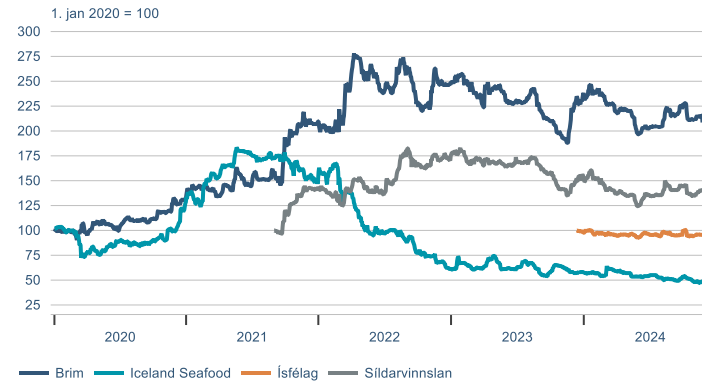


Hlutabréf

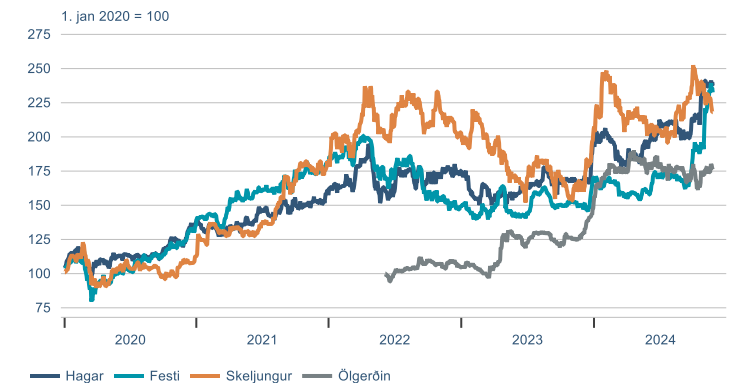
Félög með tekjur í erlendri mynt



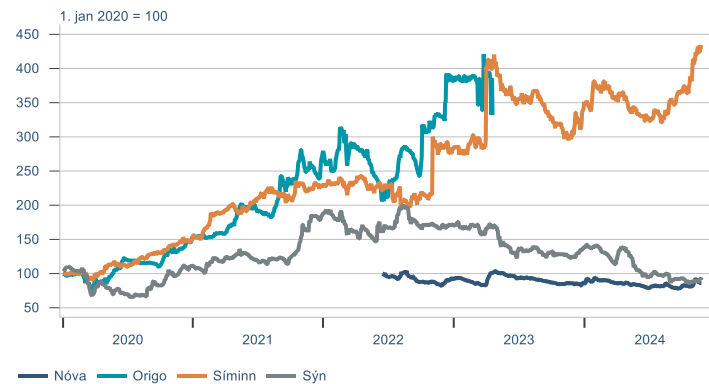
Útvegsfyrirtæki



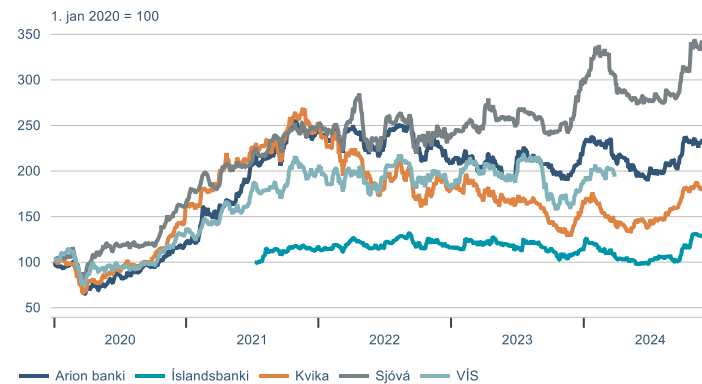
Heild- og smásala



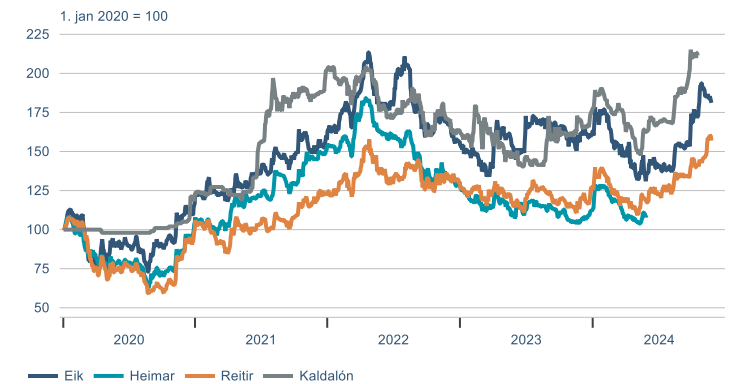
Tæknifyrirtæki



Fjármálfyrirtæki

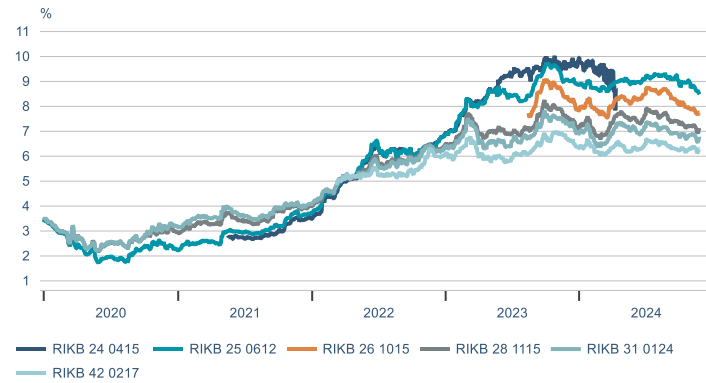


Fasteignafélög

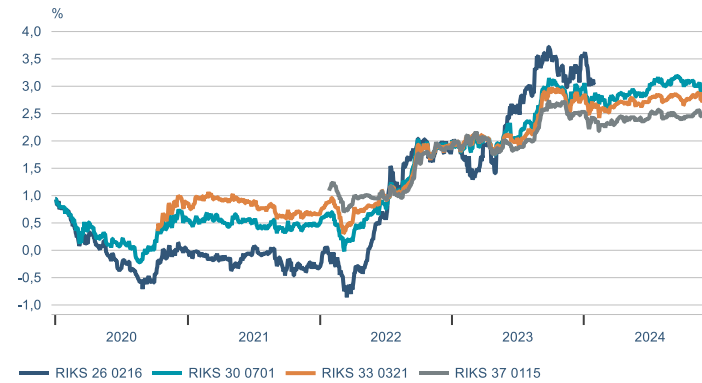


Skuldabréf

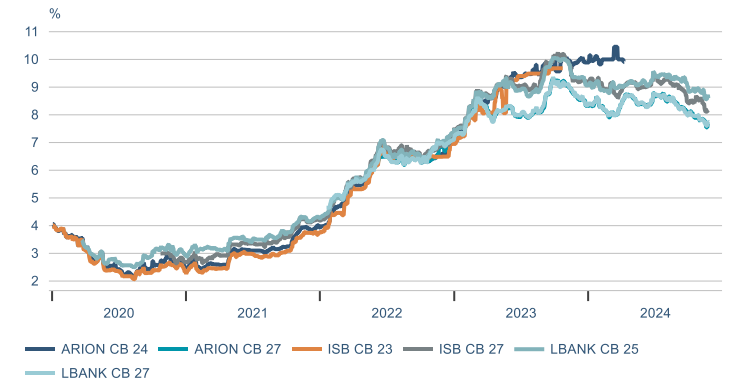
Óverðtryggð ríkisbréf



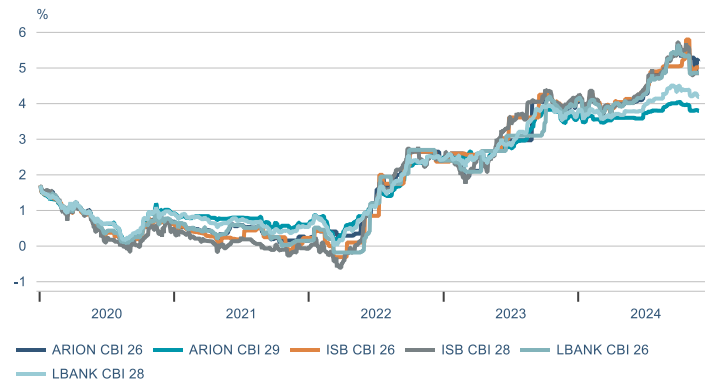
Verðtryggð ríkisbréf



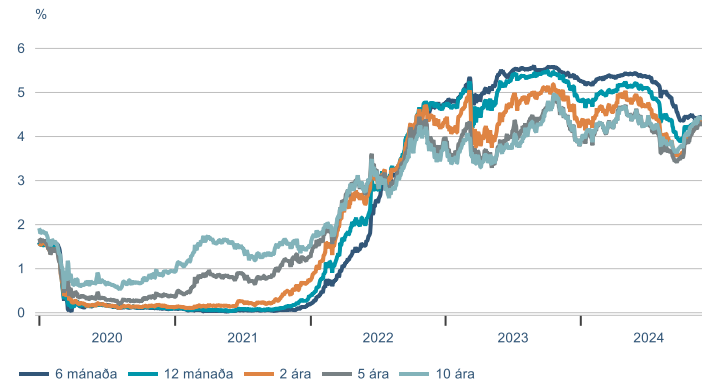
Sértryggð skuldabréf - óverðtryggð



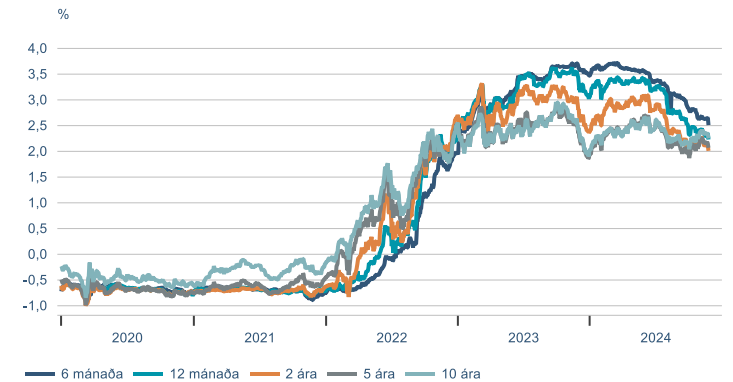
Sértryggð skuldabréf - verðtryggð



Bandarísk ríkisskuldabréf

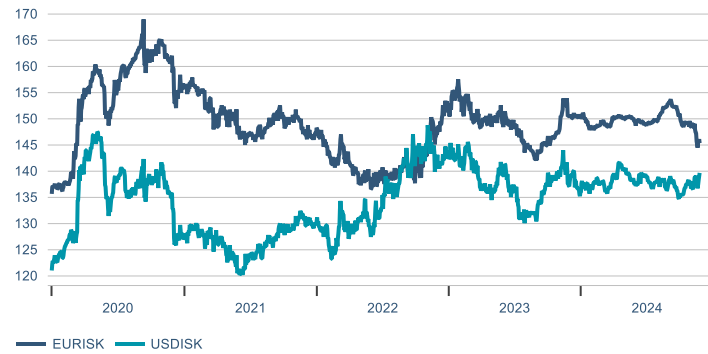


Þýsk ríkisskuldabréf

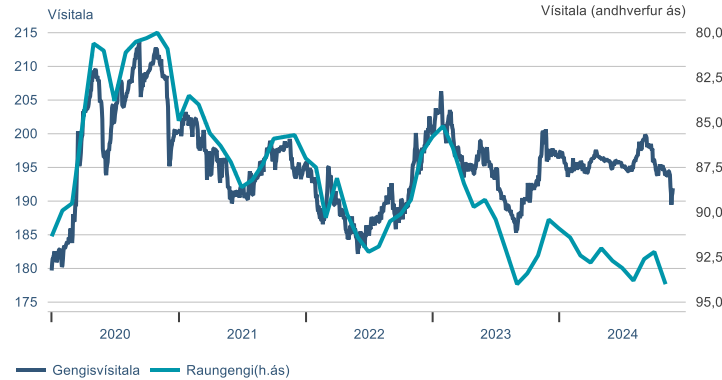


Gjaldeyrir

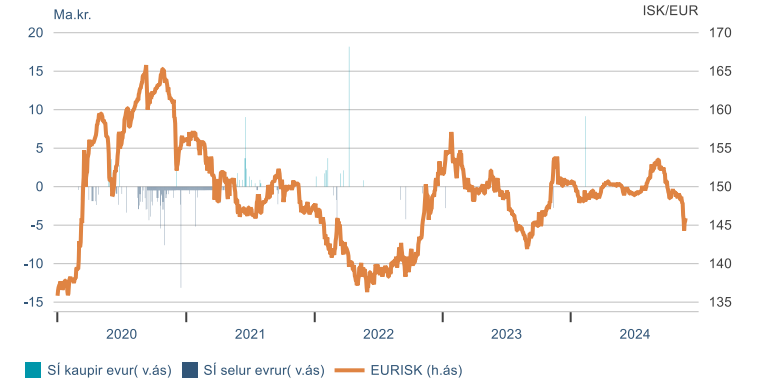
Gengi krónunnar



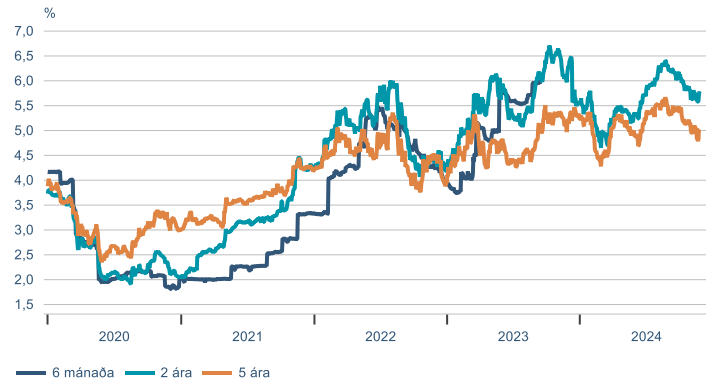
Gengisvísitala



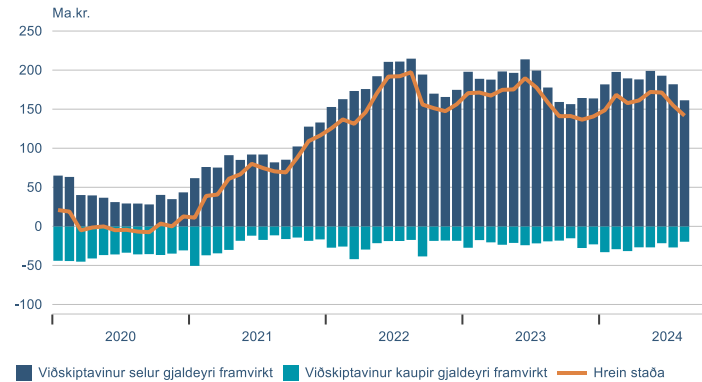
Inngrip SÍ



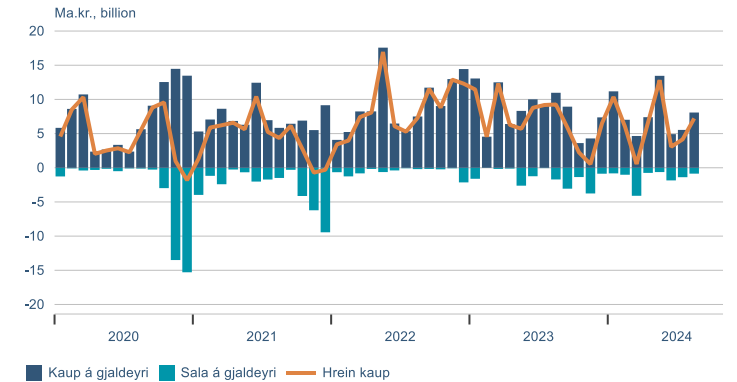
Vaxtamanur við evru



Staða framvirkra samninga með gjaldeyri

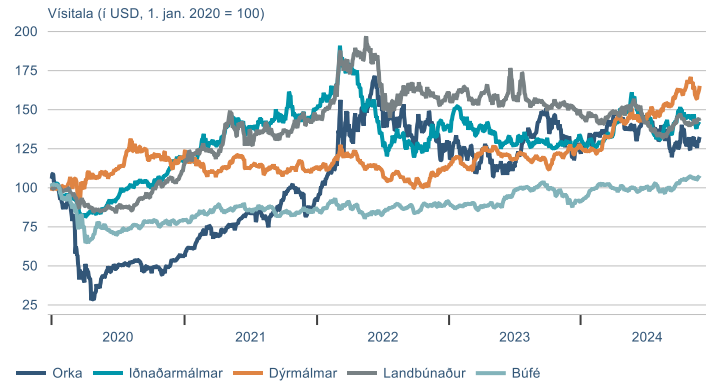


Gjaldeyrisviðskipti lífeyrissjóða

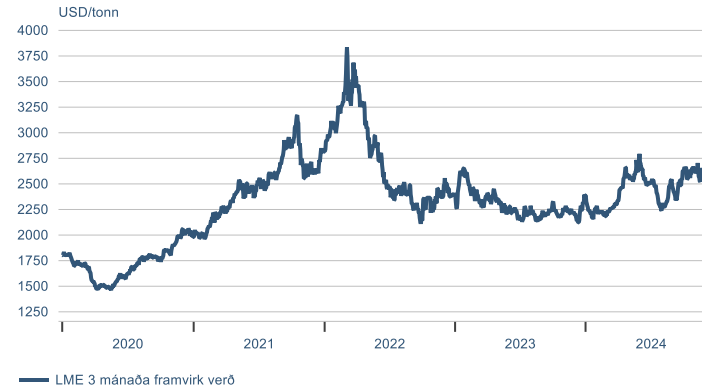


Hrávörur

S&P GSCI hrávörusvísitölur



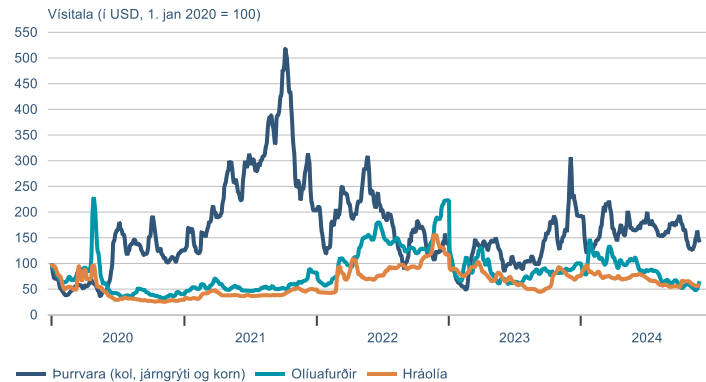
Álverð



Heimsmarkaðsverð á olíu



Baltic exchange flutningsvísitölur



Hlutabréf		ávöxtun			
		Áramót	1M	3M	12M
OMXI15	2711,2	10,3%	6,5%	16,3%	30,4%
OMXI15GI	3491,2	13,1%	6,5%	16,3%	33,7%
Alvotek	1680,0	6,0%	-1,8%	2,4%	31,3%
Amaroq	142,0	18,3%	1,1%	30,3%	41,3%
Eimskip	378,0	-17,3%	13,9%	2,7%	-12,1%
Hampiðjan	109,0	-22,1%	-2,2%	-13,1%	-12,8%
Icelandair	1,21	-9,7%	5,7%	30,1%	-3,6%
Marel	607,0	32,0%	16,3%	23,4%	74,1%
Oculus	2080,0		-5,5%	26,8%	
Play	1,02	-86,9%	3,6%	-46,6%	-86,7%
Brim	73,2	-10,2%	-1,6%	-5,9%	3,4%
Iceland Seafood	4,8	-16,1%	-4,4%	-5,3%	-16,1%
Ísfélag	154,0	-2,2%	0,7%	-1,2%	
Síldarvinnslan	95,3	-6,7%	2,4%	-3,3%	4,1%
Festi	280,0	38,7%	20,7%	37,3%	57,1%
Hagar	95,5	23,0%	7,9%	15,1%	46,8%
Skeljungur	16,5	8,3%	-7,3%	-0,6%	35,1%
Ölgerðin	17,6	18,6%	5,7%	-0,8%	41,9%
Nova	4,0	-0,2%	7,0%	2,6%	0,8%
Síminn	12,1	24,0%	13,6%	28,0%	46,9%
Sýn	32,4	-31,8%	10,2%	-4,7%	-23,6%
Arion	156,5	9,3%	0,3%	12,6%	27,8%
Íslandsbanki	125,8	20,2%	7,9%	20,9%	28,3%
Kvika	18,6	7,2%	-0,5%	19,2%	37,8%
Sjóvá	44,8	17,7%	3,2%	17,9%	42,7%
Skagi	18,6	11,7%	4,8%	23,7%	34,1%
Eik	13,0	19,2%	0,0%	18,2%	23,4%
Heimar	34,4	43,3%	11,0%	24,6%	55,0%
Kaldalón	24,0	36,8%	12,7%	30,4%	43,9%
Reitir	105,0	27,4%	9,4%	19,3%	42,1%

Leiðrétt fyrir arðgreiðslum

Ríkisskuldabréf		krafa	verð	meðalt.	ávöxtun			
					áramót	1M	3M	12M
RIKB 25 0612		8,49%	99,7	0,5	8,1%	1,0%	2,6%	9,5%
RIKB 26 1015		7,77%	98,2	1,8	7,1%	1,1%	3,6%	9,7%
RIKB 27 0415		7,64%	100,7	2,2		1,2%	3,8%	
RIKB 28 1115		7,05%	93,1	3,7	6,5%	1,2%	4,2%	9,9%
RIKB 31 0124		6,70%	99,0	5,0	7,3%	0,9%	4,0%	11,4%
RIKB 35 0917		6,46%	104,1	7,9	7,4%	0,5%	4,1%	12,2%
RIKB 42 0217		6,30%	81,4	11,3	5,9%	0,1%	4,1%	13,1%
RIKS 26 0216		4,87%	96,1	1,2	6,3%	1,2%	1,3%	6,2%
RIKS 30 0701		2,91%	101,7	5,1	7,6%	1,5%	2,0%	7,0%
RIKS 33 0321		2,70%	102,2	7,3	7,8%	1,2%	1,8%	6,6%
RIKS 37 0115		2,49%	84,5	11,3	7,3%	-0,1%	0,8%	6,7%

Gjaldeyri		ávöxtun			
		áramót	1M	3M	12M
GVT	192,3	-2,3%	-1,5%	-2,7%	-4,2%
EUR	145,7	-3,2%	-2,4%	-4,3%	-5,3%
USD	139,9	2,7%	1,4%	2,3%	-0,8%
GBP	175,1	1,1%	-2,3%	-2,3%	-1,0%
DKK	19,5	-3,2%	-2,4%	-4,3%	-5,4%
SEK	12,6	-7,0%	-3,7%	-5,7%	-6,7%
NOK	12,6	-5,9%	-0,3%	-2,7%	-4,2%
CHF	157,1	-3,3%	-1,4%	-2,1%	-1,6%
JPY	0,91	-5,9%	-1,0%	-3,3%	-4,5%

Þessi samantekt og/eða umfjöllun er markaðsefni ætlað til upplýsingar en ekki sem grundvöllur viðskipta. Markaðsefni þetta felur hvorki í sér fjárfestingarráðgjöf né óháða fjárfestingargreiningu. Lagakröfur sem gilda um fjárfestingarráðgjöf og fjárfestingargreiningu eiga því ekki við, þ.m.t. bann við viðskiptum fyrir dreifingu.

Upplýsingar um þróun gengis innlendra hlutabréfa, skuldabréfa og/eða vísitalna koma frá Nasdaq Iceland – Kauphöllinni. Á vef Landsbankans er hægt að nálgast nánari upplýsingar með því að smella á viðkomandi hlutabréf, skuldabréfaflokk eða vísitölu. Upplýsingar um þróun gengis erlendra fjármálagerna, vísitalna og/eða sjóða koma frá aðilum sem Landsbankinn hefur metið áreiðanlega. Þróun gengis í fortíð gefur ekki vísbendingu um framtíðarþróun.

Upplýsingar um fyrri árangur sjóða Landsbréfa byggja á upplýsingum frá Landsbréfum. Á vef Landsbankans er hægt að nálgast nánari upplýsingar með því að smella á heiti viðkomandi sjóðs, þ.m.t. um árangur síðastliðinna fimm ára. Upplýsingar um fyrri árangur sjóða sýna nafnávöxtun, nema annað sé tekið fram. Ef fyrri árangur sjóða byggir á erlendum gjaldmiðli getur ávöxtun aukist eða minnkað vegna gengissveiflna. Árangur í fortíð gefur ekki áreiðanlega vísbendingu um framtíðarárangur.

Verðbréfi viðskipti fela í sér áhættu og eru lesendur hvattir til að kynna sér Áhættulýsingu vegna viðskipta með fjármálagerna og Stefnu Landsbankans um hagsmunaárekstra sem finna má á vef Landsbankans.

Landsbankinn hefur starfsleyfi sem viðskiptabanki samkvæmt lögum nr. 161/2002 um fjármálafyrirtæki og sætir eftirliti Fjármálaeftirlits Seðlabanka Íslands (www.sedlabanki.is/fjarmalaeftirlit).