



Vikubyrjun 11. nóvember 2024

Greiningardeild Landsbankans



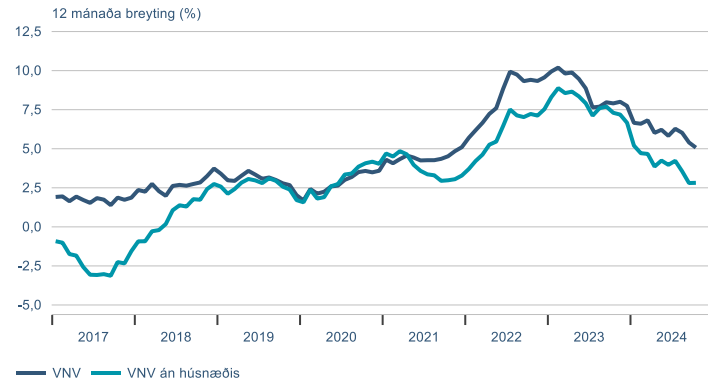
Dagatal

Vikud.	Dag.	kl.	Viðburður	Tímabil	Birtingaraðili
mán	11. nóv.		Brottfarir um Keflavíkurlflugvöll Árshlutauppgjör 16:00 Markaðsupplýsingar Útboð sértryggðra skuldabréfa (ARION CB 28)	okt 3F 2024	Ferðamálastofa Reitir Lánamál ríkisins Arion banki
þri	12. nóv.	09:00 09:00	Efnahagslegar skammtímatölur Mannfjöldi	3. ársfj.	Hagstofan
mið	13. nóv.		Væntingakönnunar markaðsaðila Árshlutauppgjör Skuldabréfaútboð	4. ársfj. 3F 2024	Seðlabankinn Alvotech Reykjavíkurborg
fim	14. nóv.		Árshlutauppgjör Árshlutauppgjör 09:00 Laus störf	3F 2024 3F 2024 3. ársfj.	Sýn Amaroq Hagstofan
fös	15. nóv.	09:00 09:00 09:00	Lok verðkönnunarviku Greiðslumiðlun Fiskafli Gjaldeyrisforði og tengdir liðir LBANK CBI 24 á gjalddaga REITIR151124 á uppgreiðanlegt UR 151124 á gjalddaga	nóv okt okt okt	Hagstofan Seðlabankinn Hagstofan Seðlabankinn Landsbankinn Reitir Útgerðarfélag Reykjavíkur

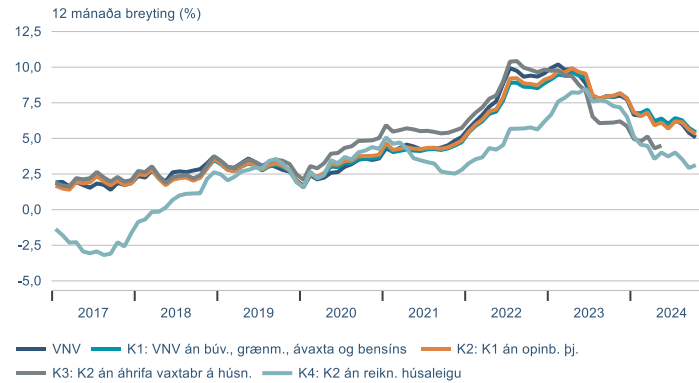
► Efnahagsmál

Verðlag

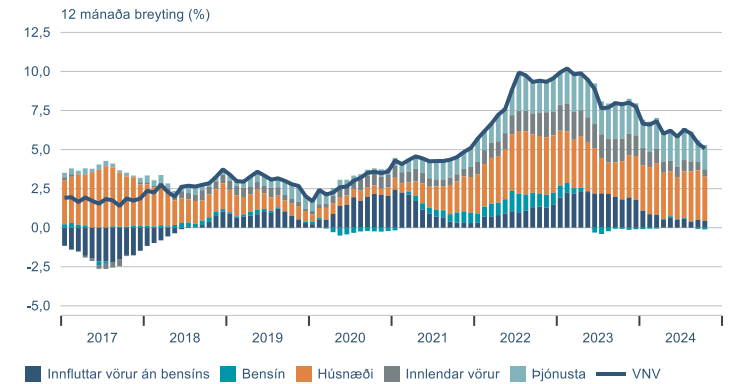
Visitala neysluverðs



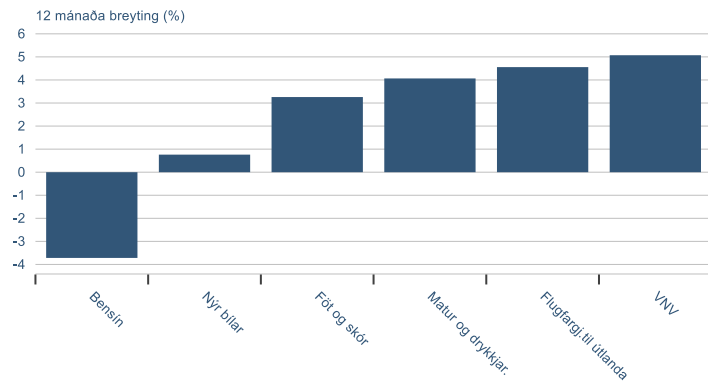
Kjarnavísitölur



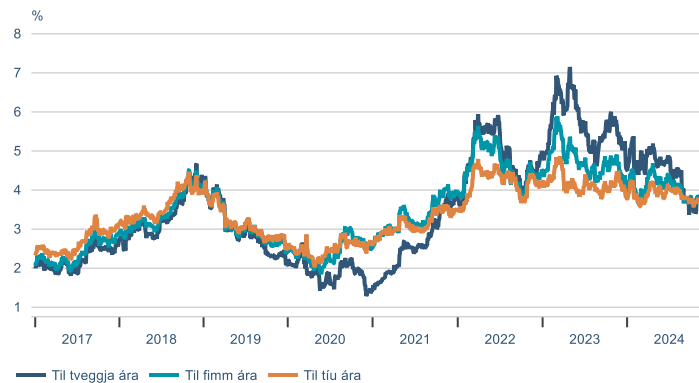
Eftir eðli og uppruna



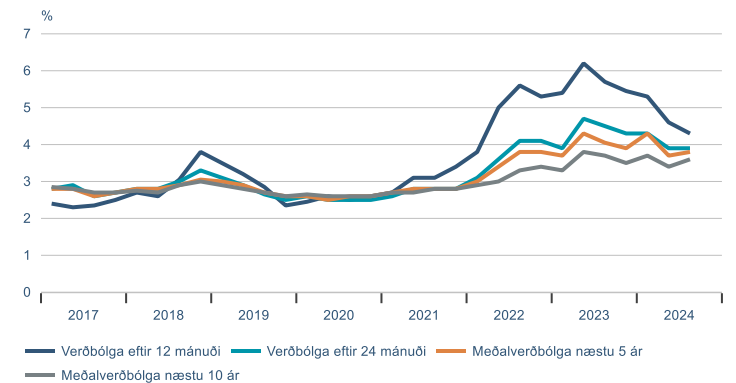
Valdir undirliðir



Verðbólguálag á skuldabréfamarkaði

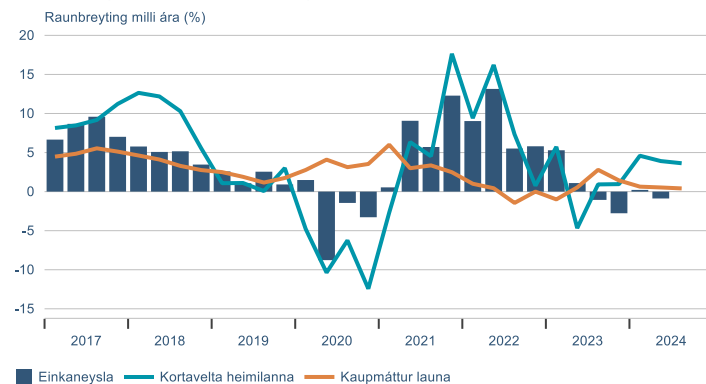


Væntingakönnun markaðsaðila

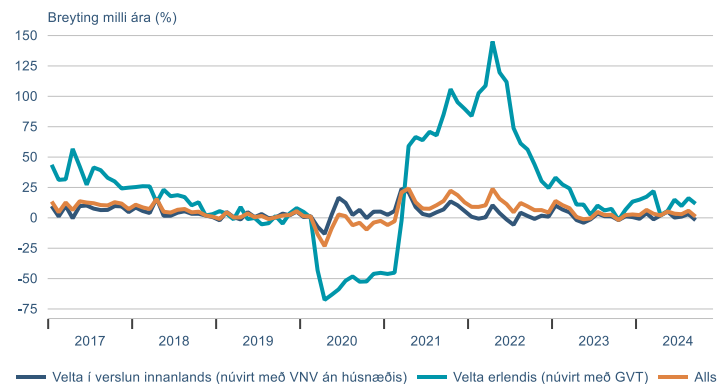


Heimilin

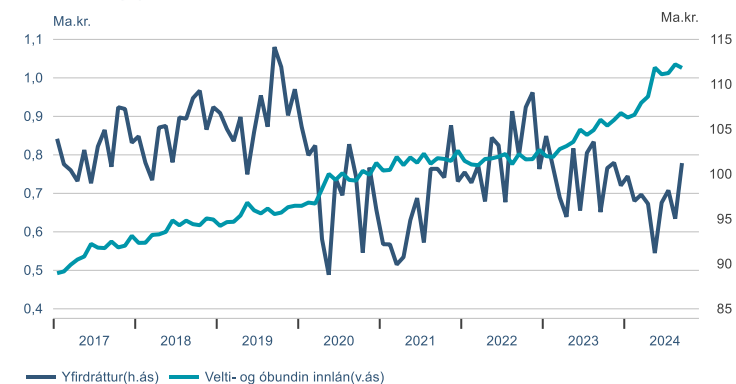
Einkaneysla, kortavelta og laun



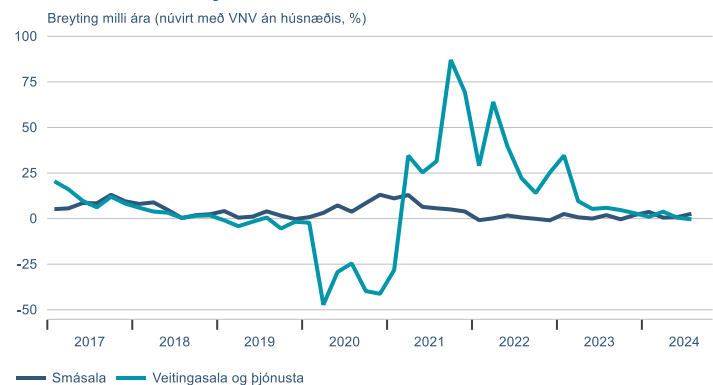
Greiðslukortavelta



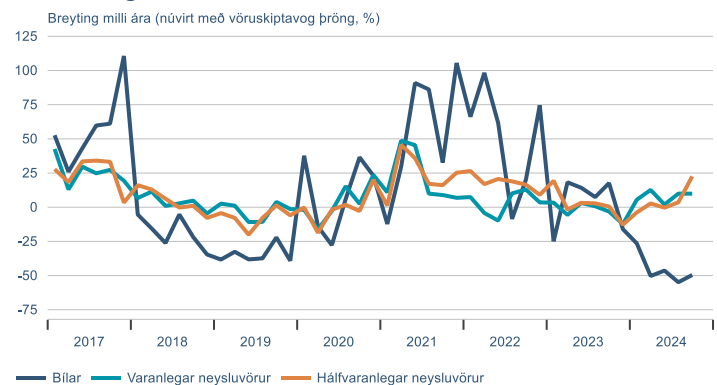
Innlán og yfirdráttur heimilanna



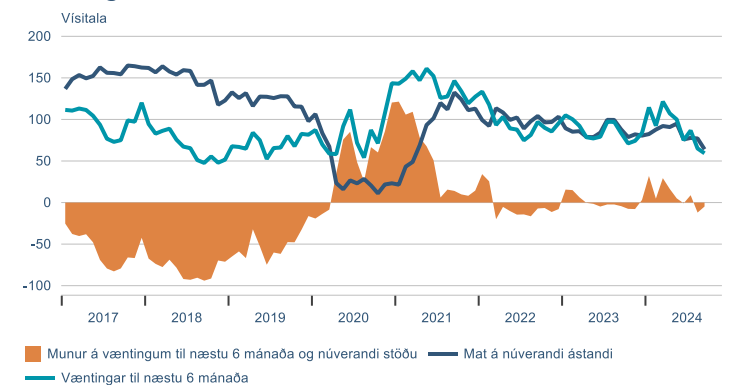
Velta skv. VSK-skýrslum



Innflutningur

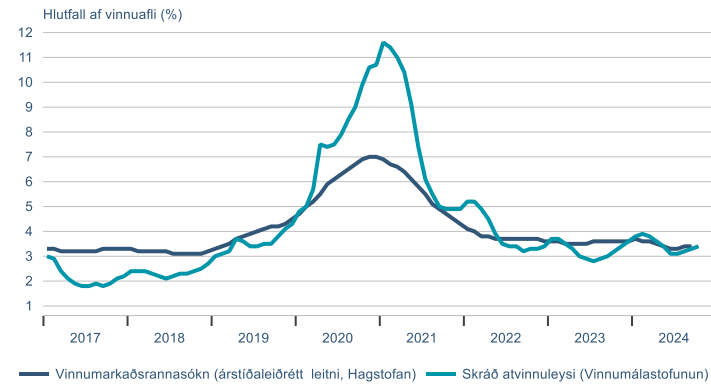


Vætingavísitala

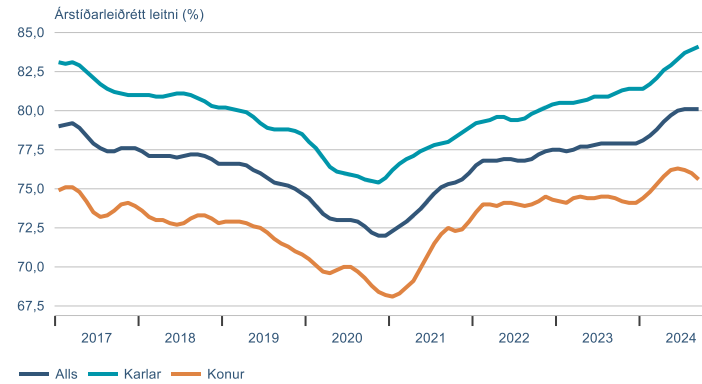


Vinnumarkaðurinn

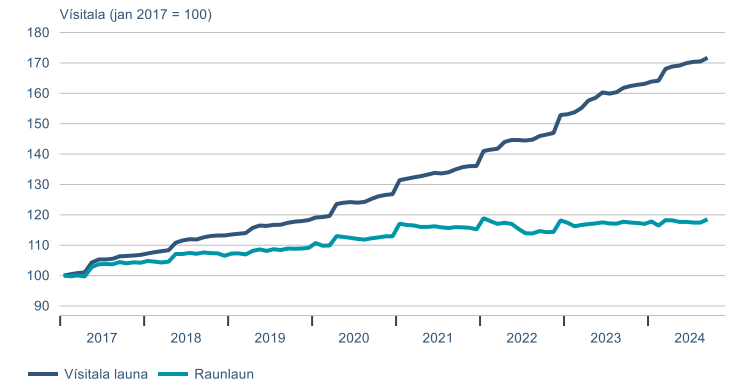
Atvinnuleysi



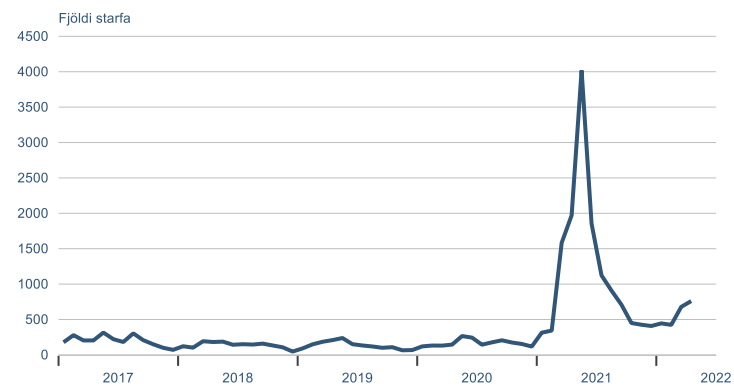
Atvinnuþátttaka



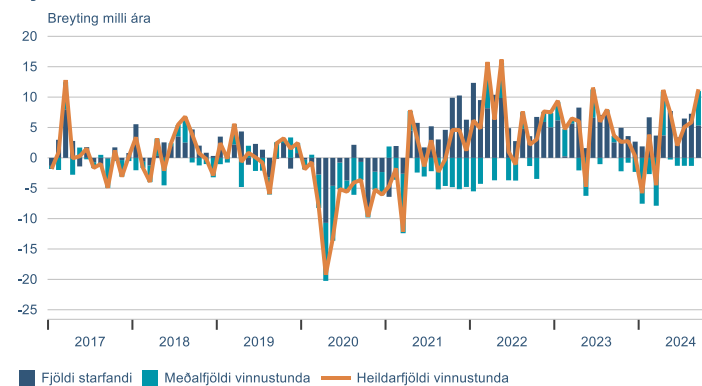
Laun



Laus störf

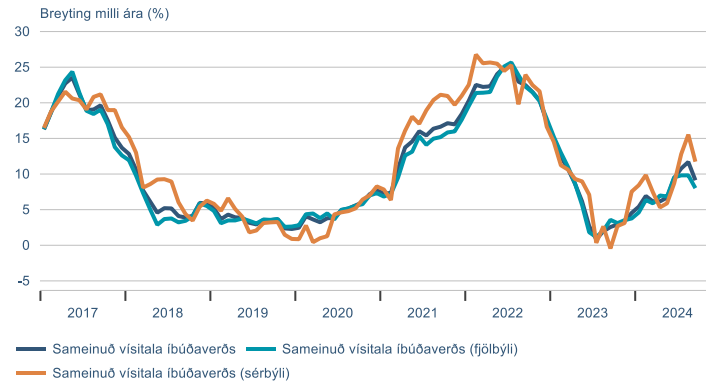


Fjöldi vinnustunda

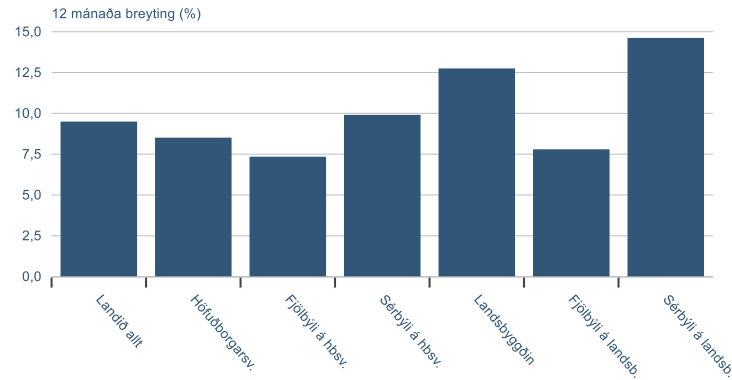


Fasteignamarkaðurinn

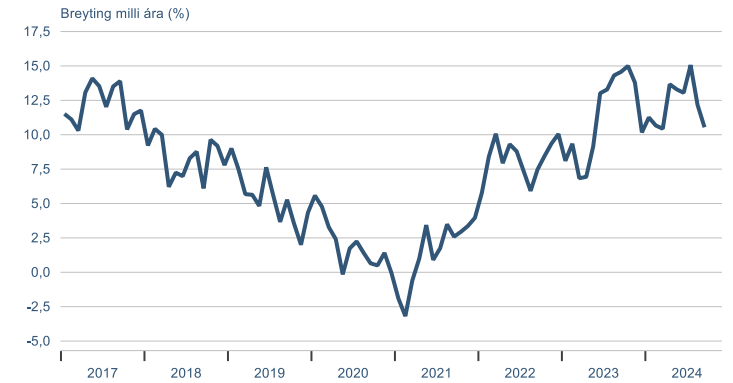
Visitala íbúðaverðs



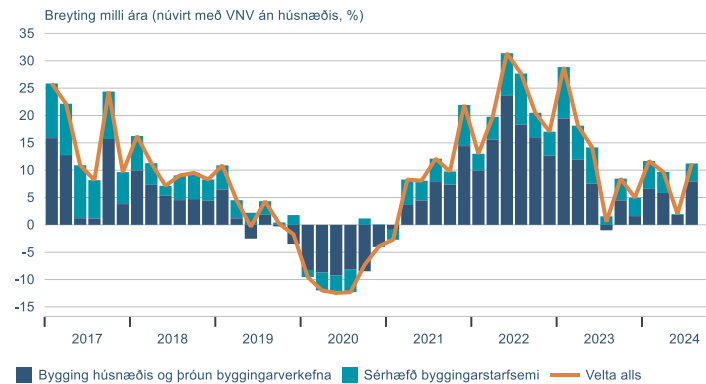
Eftir tegund húsnæðis



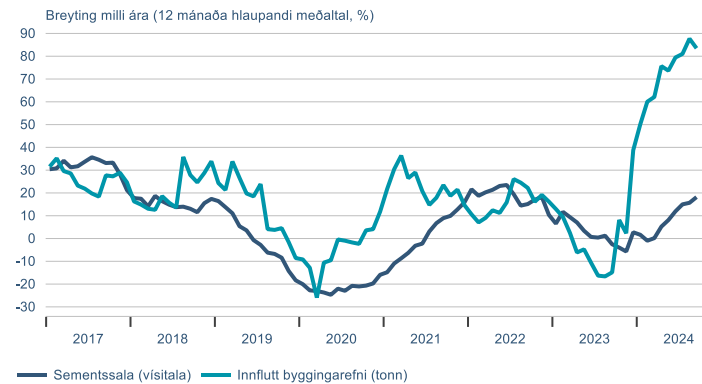
Visitala leiguverðs



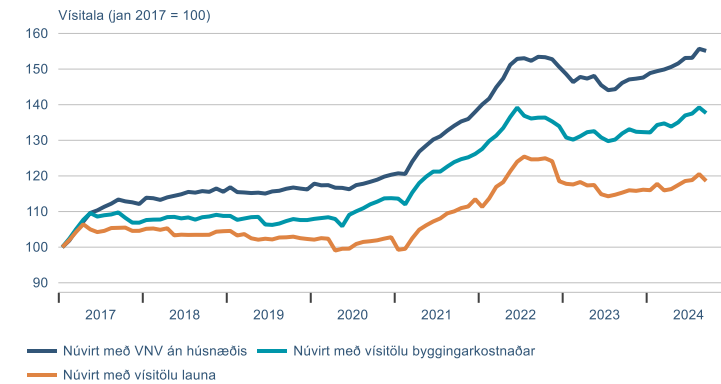
Velta í byggingariðnaði



Byggingavörur

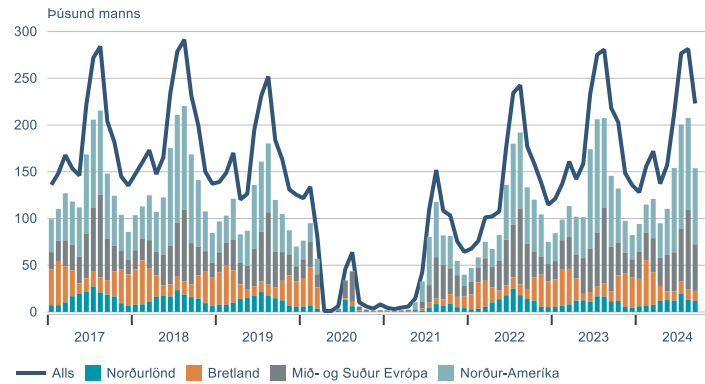


Visitala íbúðaverðs á móti undirliggjandi hagstærðum

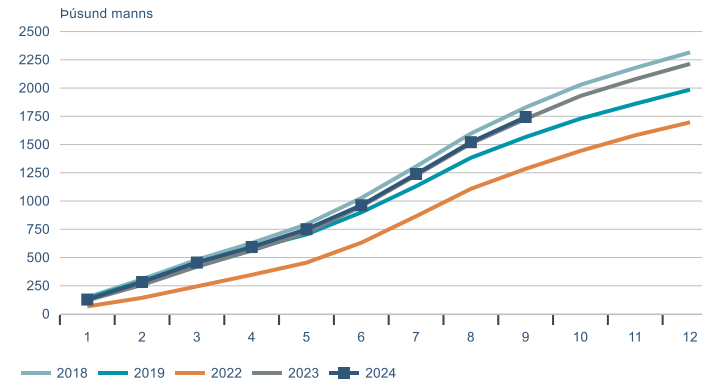


Ferðaþjónustan

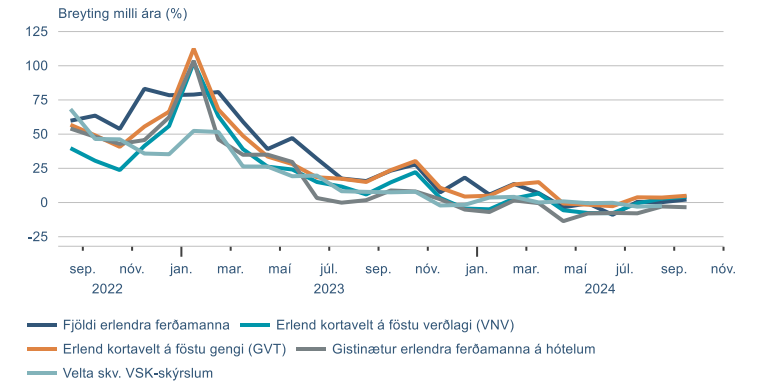
Erlendir ferðamenn um Leifstöð



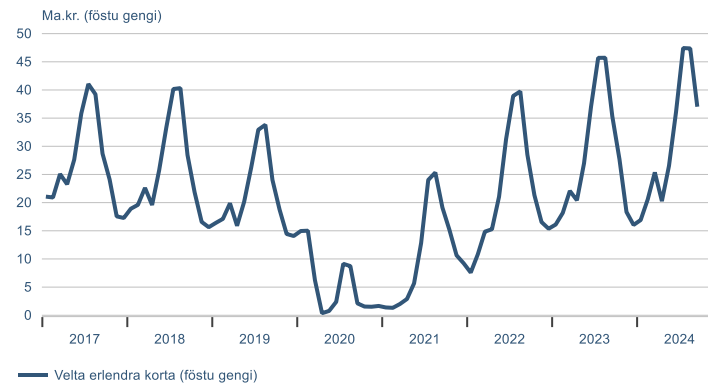
Uppsafnaður fjöldi erlendra ferðamanna innan árs



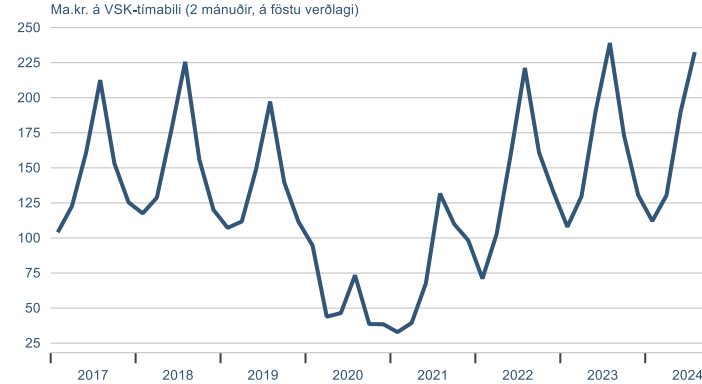
Helstu hagvísar ferðaþjónustu



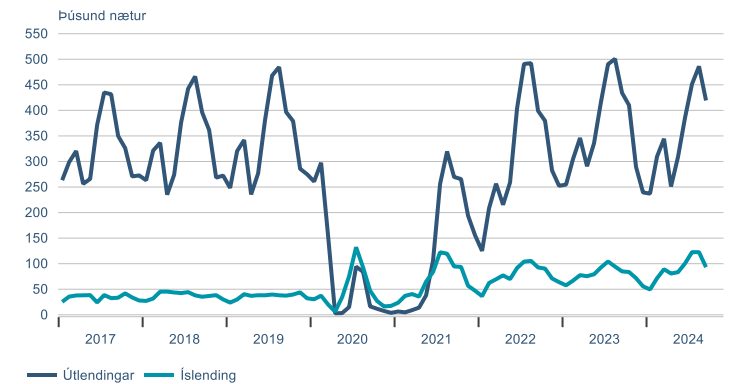
Velta erlendra greiðslukorta



Velta í ferðaþjónustu

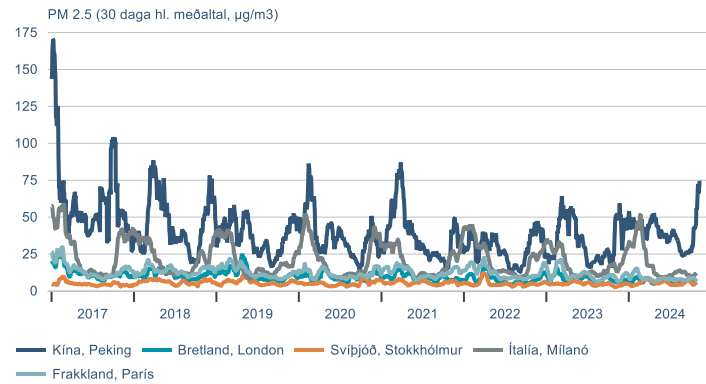


Gistinætur á hótélum

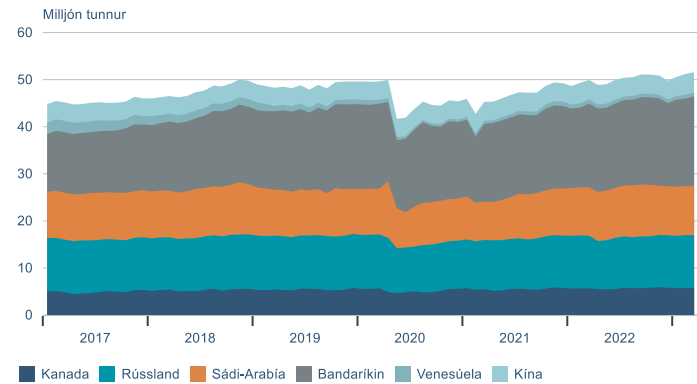


Sjálfbærni

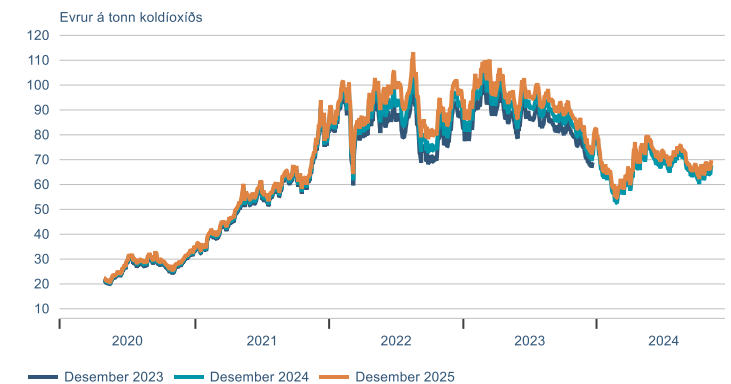
Magn svifryks



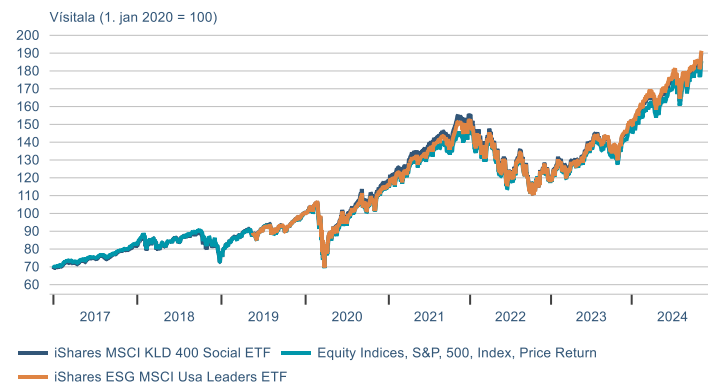
Framleiðsla hráolíu



EUA Losunarheimildir innan ETS viðskiptakerfisins



UFS Hlutabréfavisitölur og S&P 500

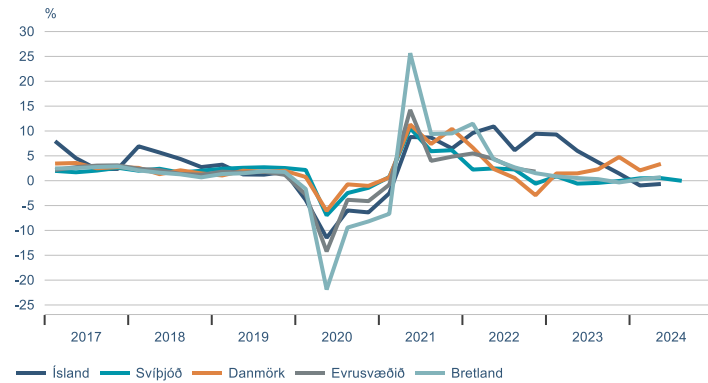


Hlutabréfavisitölur orkufyrirtækja (hluti af Eurofirst 300)

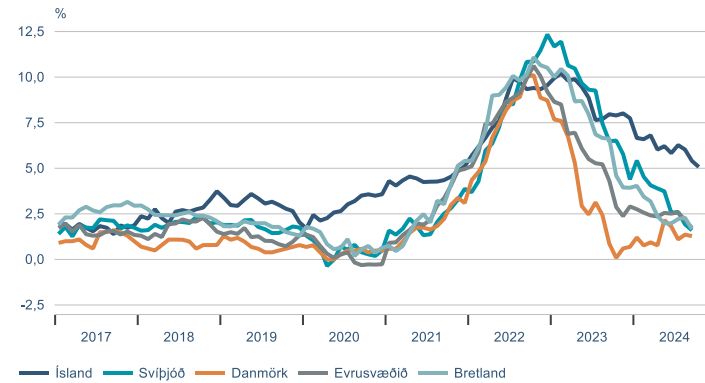


Alþjóðlegur samanburður

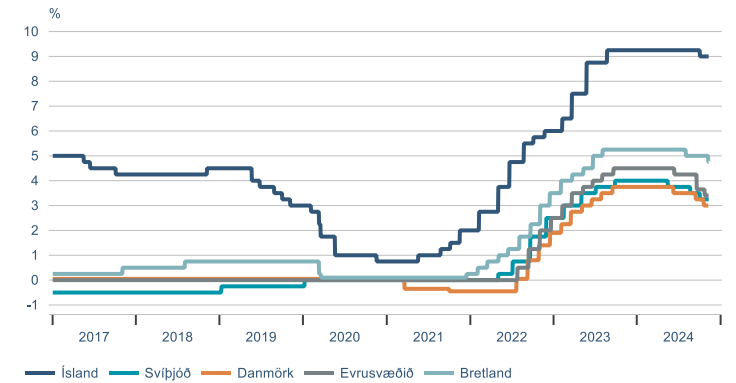
Hagvöxtur



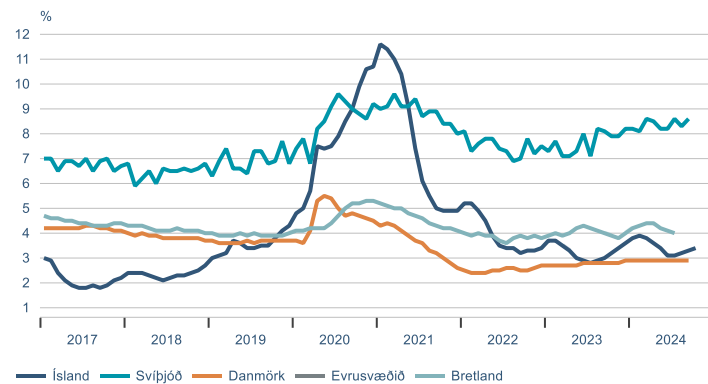
Verðbólga



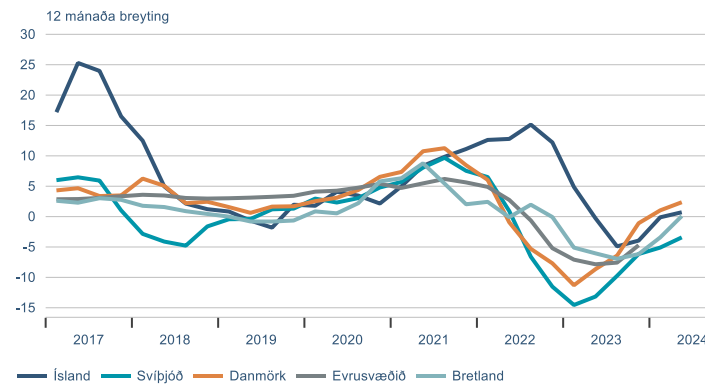
Stýrivextir



Atvinnuleysi



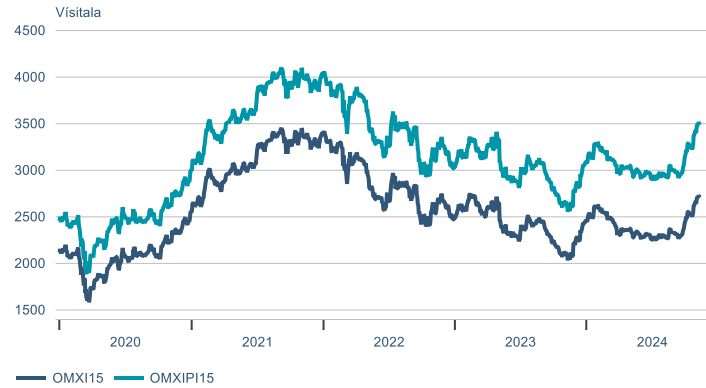
Rauverð íbúða



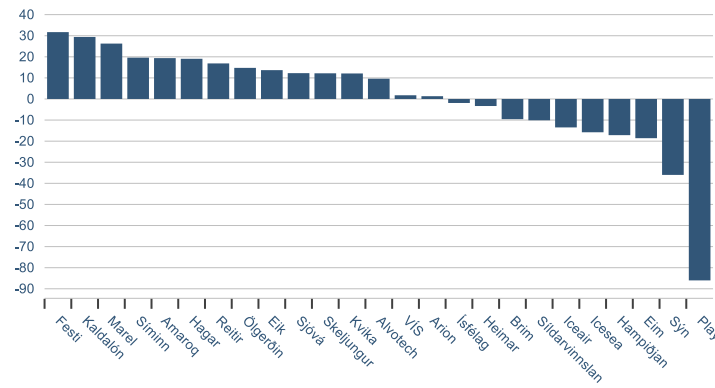
► Fjármálamarkaðir

Hlutabréf

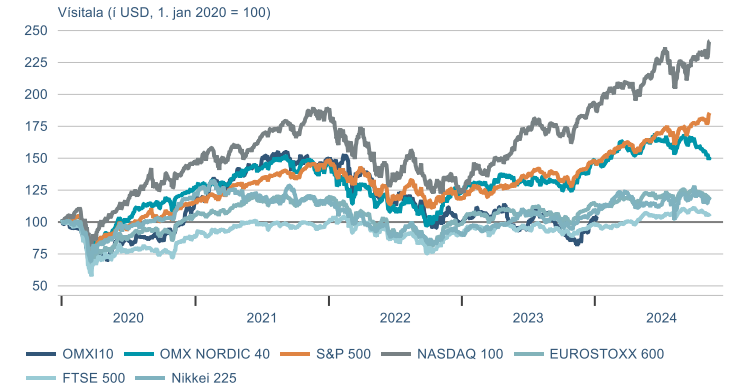
OMX-vísitölur



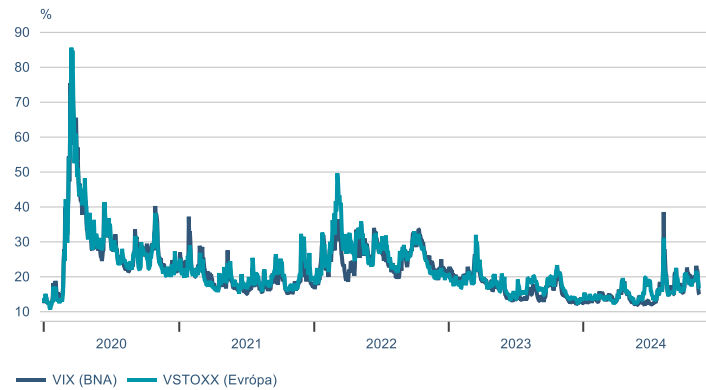
Það sem af er ári



Hlutabréfavísitölur

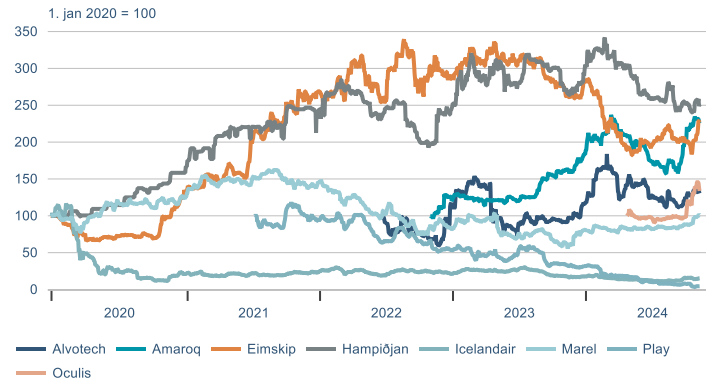


Vix-vísitölur

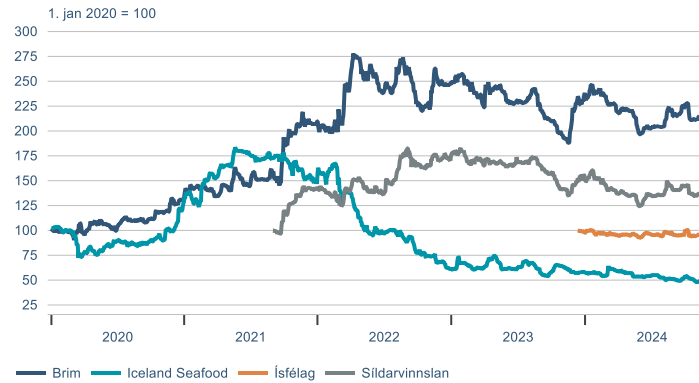


Hlutabréf

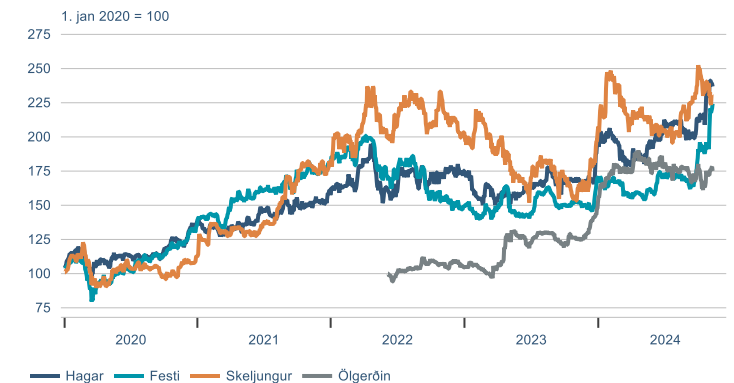
Félög með tekjur í erlendri mynt



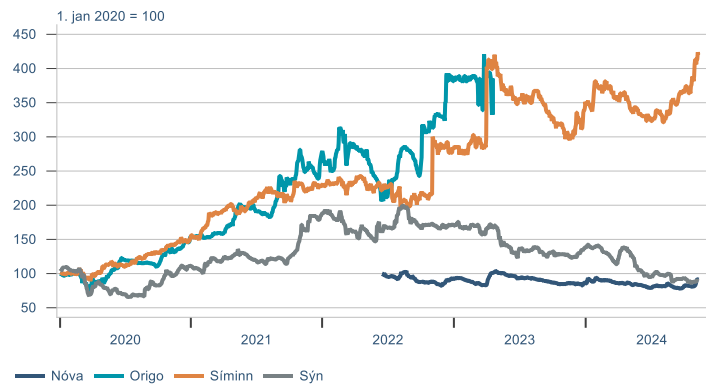
Útvegsfyrirtæki



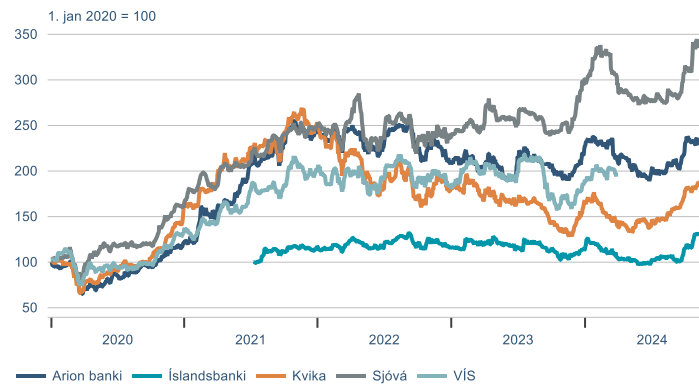
Heild- og smásala



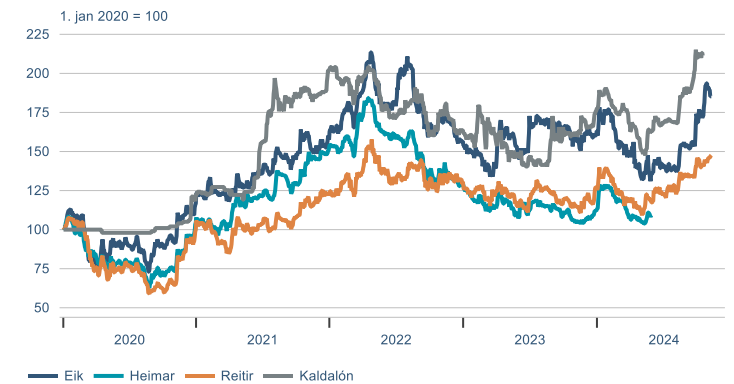
Tæknifyrirtæki



Fjármálfyrirtæki

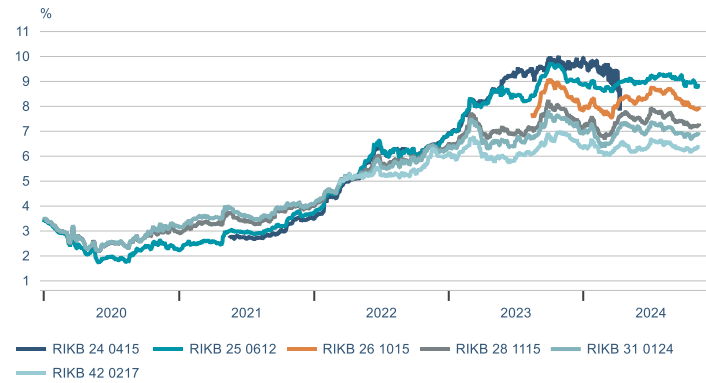


Fasteignafélög

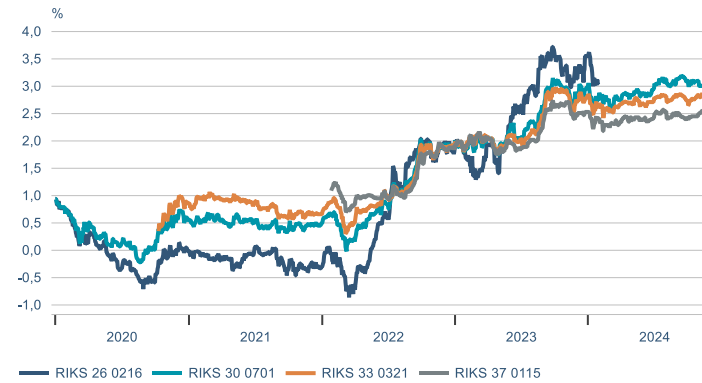


Skuldabréf

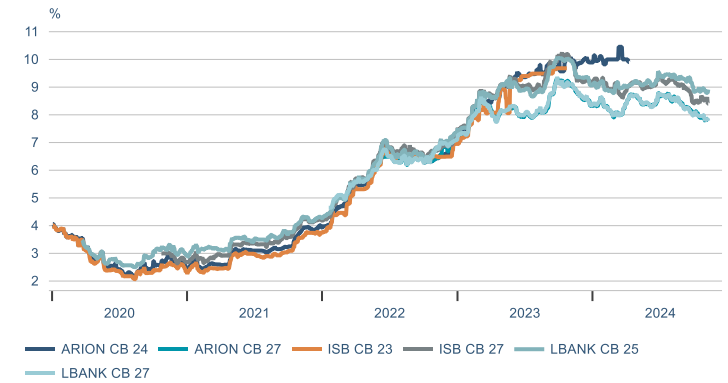
Óverðtryggð ríkisbréf



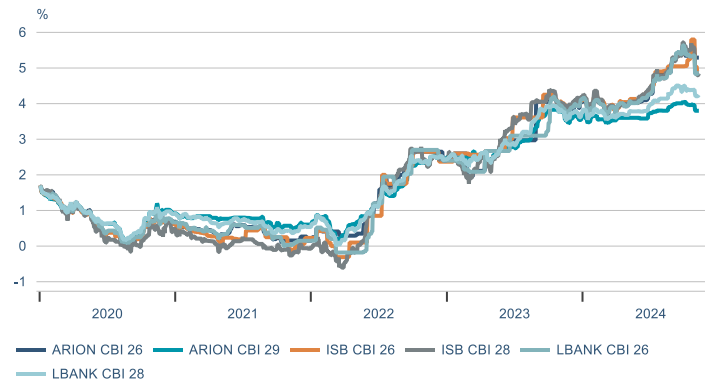
Verðtryggð ríkisbréf



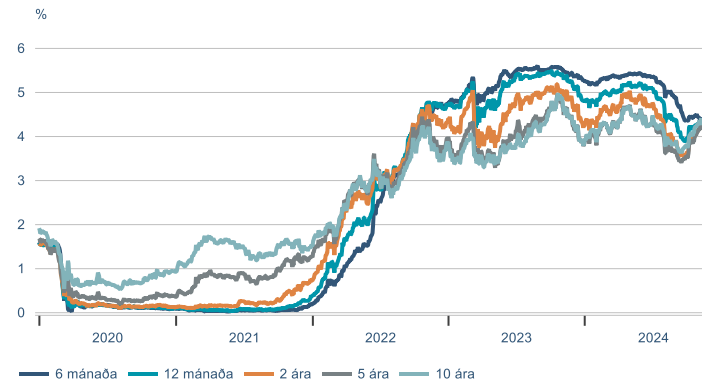
Sértryggð skuldabréf - óverðtryggð



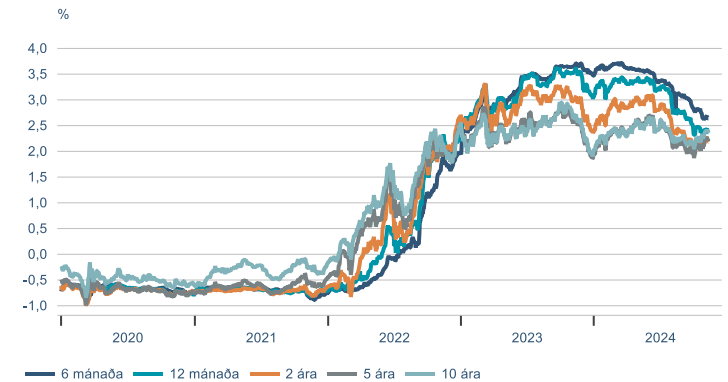
Sértryggð skuldabréf - verðtryggð



Bandarísk ríkisskuldabréf

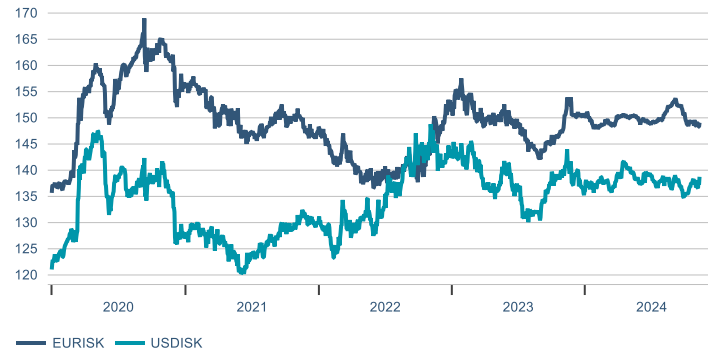


Þýsk ríkisskuldabréf

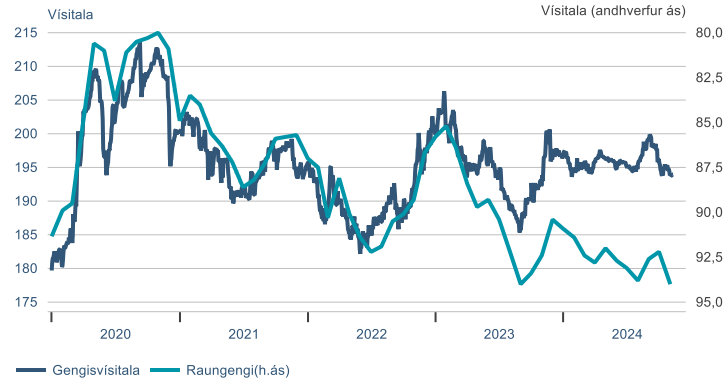


Gjaldeyrir

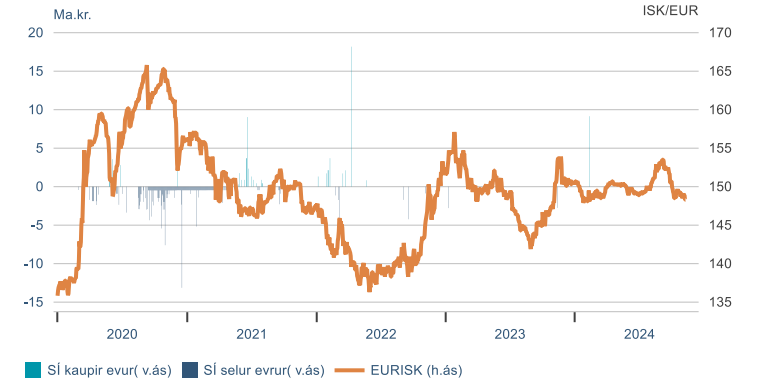
Gengi krónunnar



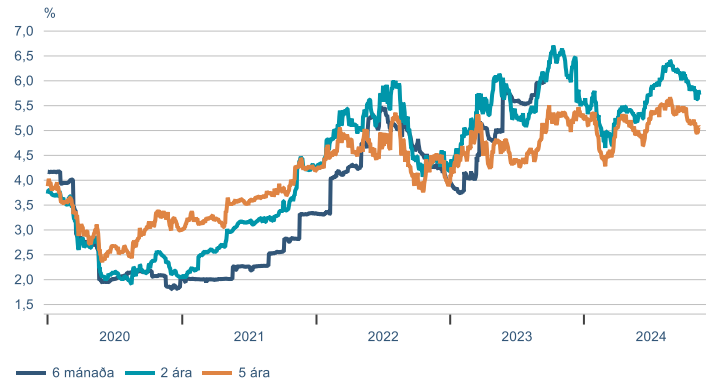
Gengisvísitala



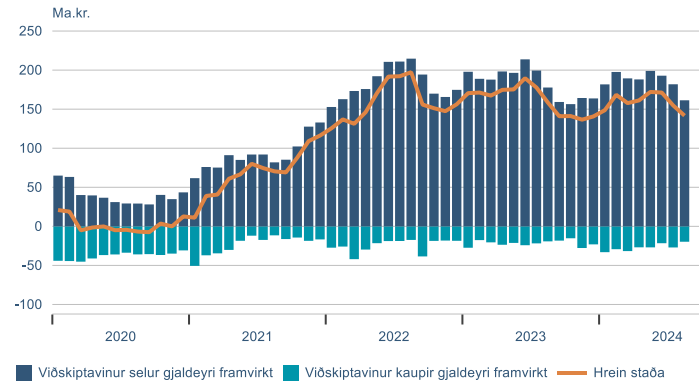
Inngrip SÍ



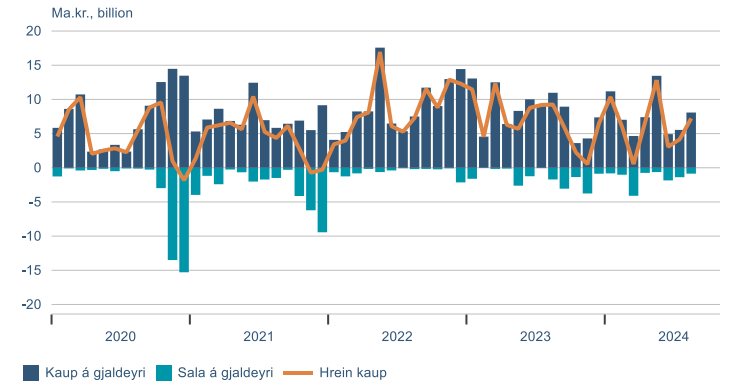
Vaxtamanur við evru



Staða framvirkra samninga með gjaldeyri

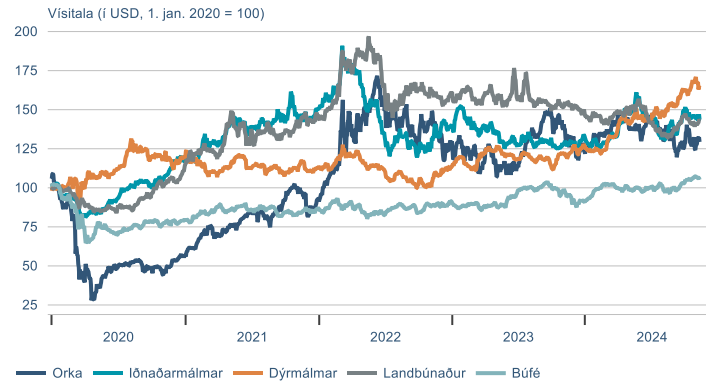


Gjaldeyrivíðskipti lífeyrissjóða



Hrávörur

S&P GSCI hrávörusvísitölur



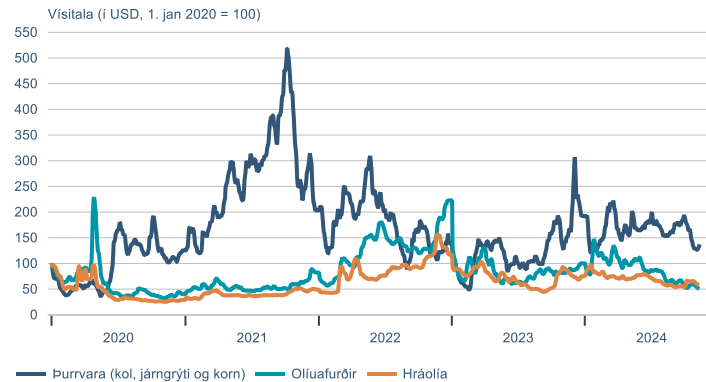
Álverð



Heimsmarkaðsverð á olíu



Baltic exchange flutningsvísitölur



Hlutabréf		ávöxtun			
		Áramót	1M	3M	12M
OMXI15	2709,7	10,2%	6,1%	19,4%	30,9%
OMXI15GI	3489,2	13,0%	6,1%	19,4%	34,2%
Alvotek	1737,5	9,6%	0,1%	15,8%	42,4%
Amaroq	143,3	19,4%	3,8%	40,4%	37,7%
Eimskip	394,0	-13,8%	14,5%	5,9%	-6,5%
Hampiðjan	116,0	-17,1%	-0,9%	-1,3%	-5,7%
Icelandair	1,16	-13,5%	-3,8%	33,1%	-12,8%
Marel	596,0	29,6%	14,2%	19,7%	74,8%
Oculus	2260,0		13,0%	39,5%	
Play	1,09	-86,0%	-42,6%	-44,4%	-86,5%
Brim	75,6	-7,2%	-5,5%	5,6%	15,4%
Iceland Seafood	4,8	-15,8%	-9,4%	-5,9%	-20,7%
Ísfélag	154,4	-1,9%	-4,9%	-2,3%	
Síldarvinnslan	93,5	-8,4%	-5,6%	0,5%	-0,4%
Festi	270,0	33,7%	15,4%	31,1%	49,8%
Hagar	95,3	22,6%	9,5%	13,1%	44,3%
Skeljungur	17,5	14,8%	-5,9%	13,6%	44,5%
Ölgerðin	17,5	18,0%	1,7%	-0,6%	45,1%
Nova	4,2	5,2%	9,9%	11,3%	6,3%
Síminn	11,9	22,0%	12,3%	30,8%	39,5%
Sýn	30,4	-36,0%	-2,6%	-9,0%	-30,9%
Arion	154,0	7,5%	-2,2%	17,6%	26,2%
Íslandsbanki	127,0	21,4%	9,5%	23,3%	30,8%
Kvika	19,5	12,1%	4,0%	28,0%	37,0%
Sjóvá	44,9	18,0%	7,9%	23,4%	40,0%
Skagi	18,8	13,2%	9,3%	25,3%	24,9%
Eik	13,3	21,9%	4,7%	34,3%	27,4%
Heimar	34,0	41,7%	11,8%	38,2%	51,8%
Kaldalón	22,7	29,4%	8,1%	35,9%	42,1%
Reitir	98,8	19,8%	1,8%	20,4%	32,3%

Leiðrétt fyrir arðgreiðslum

Ríkisskuldabréf	krafa	verð	meðalt.	ávöxtun			
				áramót	1M	3M	12M
RIKB 25 0612	8,79%	99,5	0,6	7,6%	0,9%	2,5%	9,8%
RIKB 26 1015	7,87%	98,1	1,9	6,7%	1,1%	3,3%	10,4%
RIKB 27 0415	7,70%	100,6	2,2		1,1%	3,6%	
RIKB 28 1115	7,22%	92,5	3,5	5,7%	0,9%	3,1%	10,4%
RIKB 31 0124	6,86%	98,2	5,0	6,2%	0,7%	2,9%	10,8%
RIKB 35 0917	6,56%	103,3	7,9	6,4%	-0,1%	3,6%	11,1%
RIKB 42 0217	6,37%	80,8	11,3	4,8%	0,0%	3,8%	12,4%
RIKS 26 0216	4,74%	96,1	1,2	6,1%	0,8%	1,0%	6,7%
RIKS 30 0701	3,01%	101,2	5,2	6,8%	0,2%	0,9%	8,0%
RIKS 33 0321	2,87%	101,0	7,4	6,3%	-0,8%	0,0%	8,0%
RIKS 37 0115	2,55%	83,9	11,3	6,4%	-1,1%	-0,4%	10,1%

Gjaldeyri		áramót			
		1M	3M	12M	
GVT	194,5	-1,2%	0,3%	-1,0%	-1,1%
EUR	148,7	-1,2%	0,1%	-1,6%	-1,2%
USD	138,0	1,4%	2,1%	-0,1%	-2,1%
GBP	178,8	3,2%	0,8%	1,8%	3,3%
DKK	19,9	-1,3%	0,1%	-1,5%	-1,2%
SEK	12,8	-5,4%	-1,9%	-2,4%	-0,6%
NOK	12,6	-5,7%	-0,6%	-0,7%	0,1%
CHF	158,3	-2,6%	0,3%	-1,8%	1,0%
JPY	0,91	-5,9%	-0,9%	-4,2%	-3,1%

Þessi samantekt og/eða umfjöllun er markaðsefni ætlað til upplýsingar en ekki sem grundvöllur viðskipta. Markaðsefni þetta felur hvorki í sér fjárfestingarráðgjöf né óháða fjárfestingargreiningu. Lagakröfur sem gilda um fjárfestingarráðgjöf og fjárfestingargreiningu eiga því ekki við, þ.m.t. bann við viðskiptum fyrir dreifingu.

Upplýsingar um þróun gengis innlendra hlutabréfa, skuldabréfa og/eða vísitalna koma frá Nasdaq Iceland – Kauphöllinni. Á vef Landsbankans er hægt að nálgast nánari upplýsingar með því að smella á viðkomandi hlutabréf, skuldabréfaflokk eða vísitölu. Upplýsingar um þróun gengis erlendra fjármálagerna, vísitalna og/eða sjóða koma frá aðilum sem Landsbankinn hefur metið áreiðanlega. Þróun gengis í fortíð gefur ekki vísbendingu um framtíðarþróun.

Upplýsingar um fyrri árangur sjóða Landsbréfa byggja á upplýsingum frá Landsbréfum. Á vef Landsbankans er hægt að nálgast nánari upplýsingar með því að smella á heiti viðkomandi sjóðs, þ.m.t. um árangur síðastliðinna fimm ára. Upplýsingar um fyrri árangur sjóða sýna nafnávöxtun, nema annað sé tekið fram. Ef fyrri árangur sjóða byggir á erlendum gjaldmiðli getur ávöxtun aukist eða minnkað vegna gengissveiflna. Árangur í fortíð gefur ekki áreiðanlega vísbendingu um framtíðarárangur.

Verðbréfi viðskipti fela í sér áhættu og eru lesendur hvattir til að kynna sér Áhættulýsingu vegna viðskipta með fjármálagerna og Stefnu Landsbankans um hagsmunaárekstra sem finna má á vef Landsbankans.

Landsbankinn hefur starfsleyfi sem viðskiptabanki samkvæmt lögum nr. 161/2002 um fjármálafyrirtæki og sætir eftirliti Fjármálaeftirlits Seðlabanka Íslands (www.sedlabanki.is/fjarmalaeftirlit).