



Vikubyrjun 28. október 2024

Greiningardeild Landsbankans



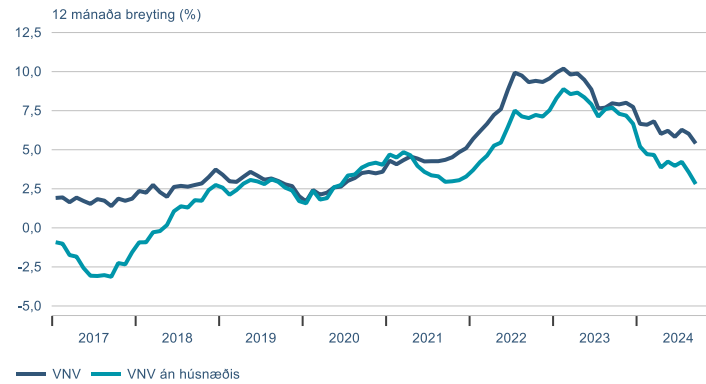
Dagatal

Vikud.	Dag.	kl.	Viðburður	Tímabil	Birtingaraðili
mán	28. okt.	09:00	Verðbr.-, fjárfest.- og fagfjárfestasjóðir	sep	Seðlabankinn
		09:00	Önnur fjármálafyrirtæki	sep	Seðlabankinn
þri	29. okt.	09:00	Verðbréfafjárfesting	sep	Seðlabankinn
mið	30. okt.	09:00	Vísitala neysluverðs	okt	Hagstofan
			Árshlutauppgjör	3F 2024	Arion banki
			Árshlutauppgjör	3F 2024	Festi
			Árshlutauppgjör	3F 2024	Marel
		09:00	Vöruviðskipti (uppfærðar tölur)	sep	Hagstofan
			Viðskipti með atvinnuhúsnæði	sep	HMS
fim	31. okt.		Árshlutauppgjör	3F 2024	Eik
			Árshlutauppgjör	3F 2024	Nova klúbburinn
		09:00	Vinumarkaðurinn (ársfjórðungsleg)	3. ársfj.	Hagstofan
			Ferðaþjónustan í tölum	okt	Ferðamálastofa
		09:00	Aflaverðmæti	águ	Hagstofan
		09:00	Gistinætur	sep	Hagstofan
		09:00	Staða markaðsverðbréfa	sep	Seðlabankinn

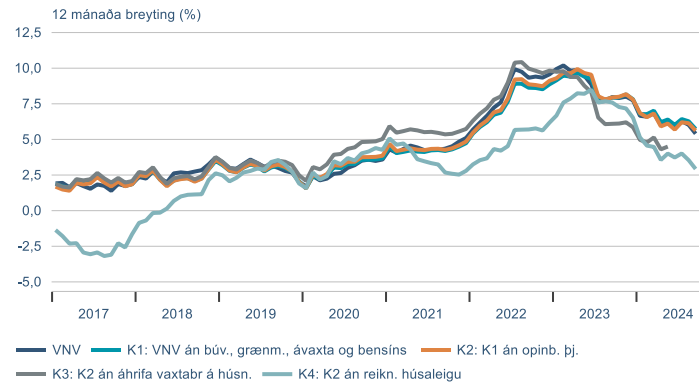
▶ Efnahagsmál

Verðlag

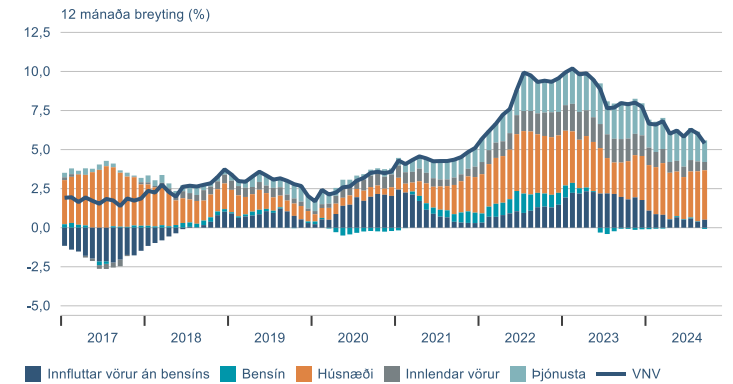
Visitala neysluverðs



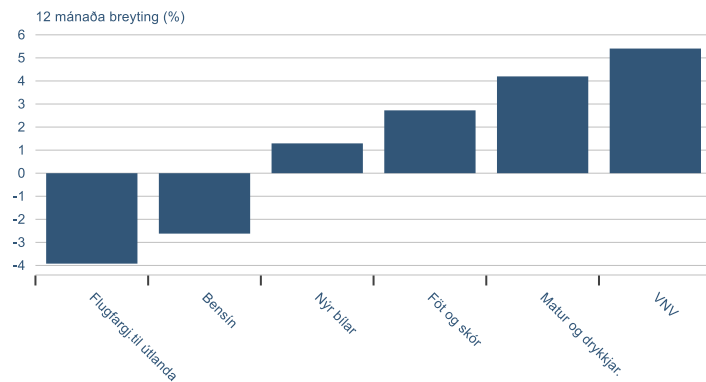
Kjarnavísitölur



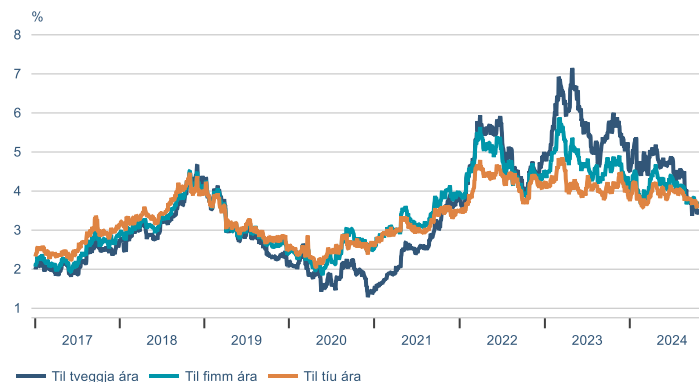
Eftir eðli og uppruna



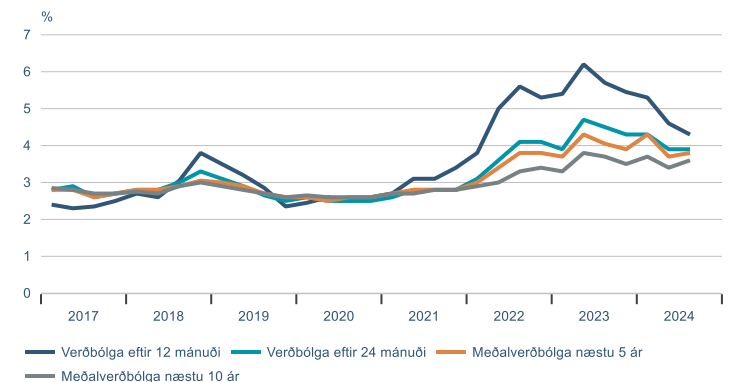
Valdir undirliðir



Verðbólguálag á skuldabréfamarkaði

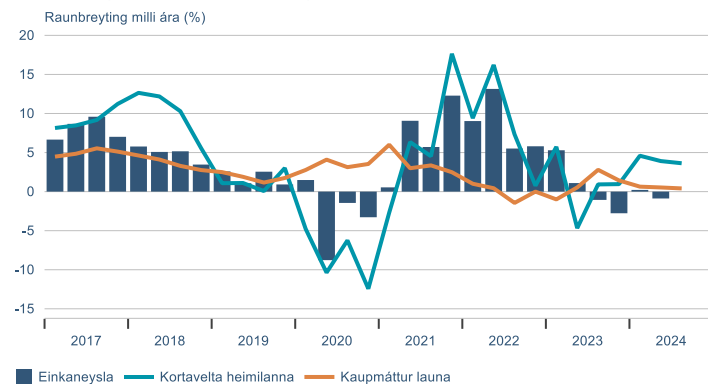


Væntingakönnun markaðsaðila

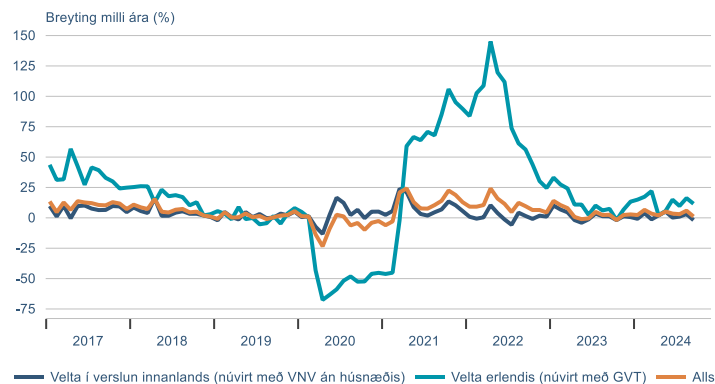


Heimilin

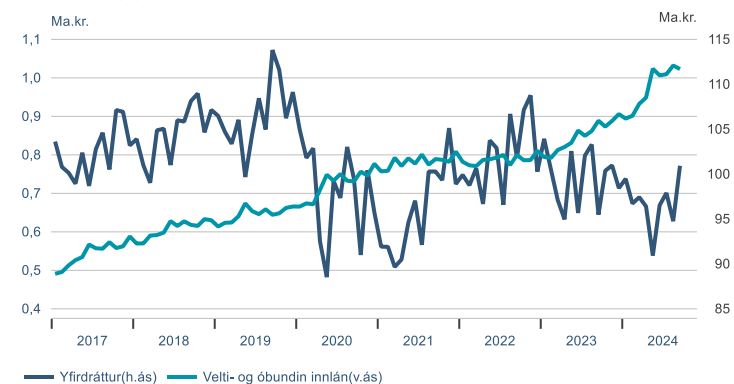
Einkaneysla, kortavelta og laun



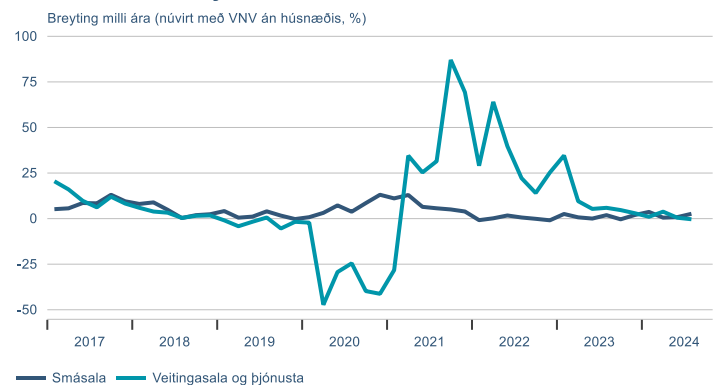
Greiðslukortavelta



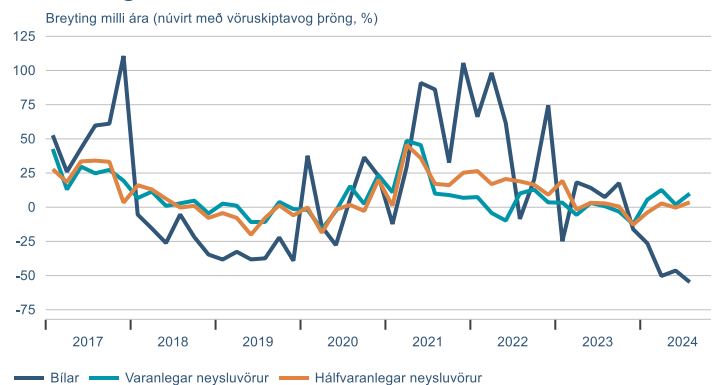
Innlán og yfirdráttur heimilanna



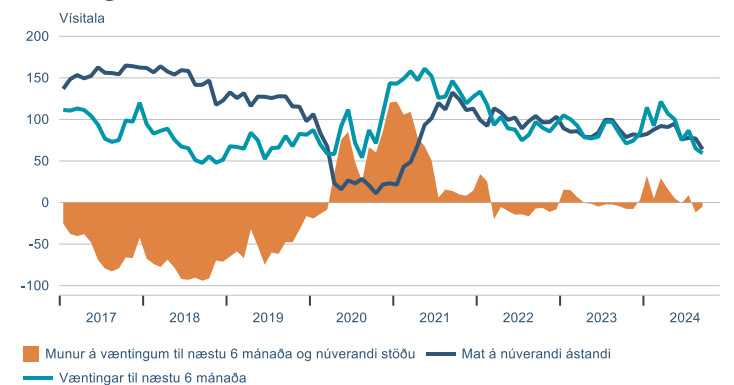
Velta skv. VSK-skýrslum



Innflutningur

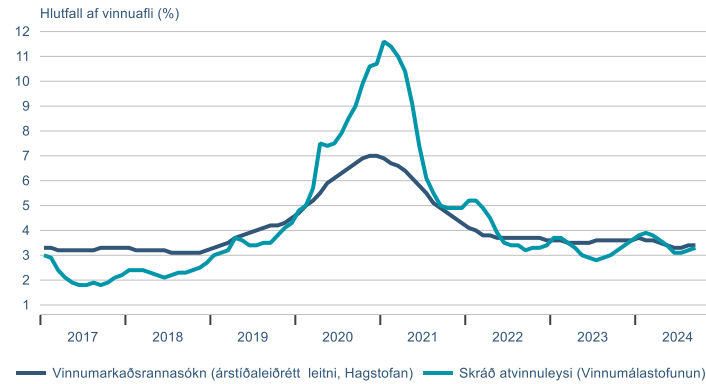


Væntingavísitala

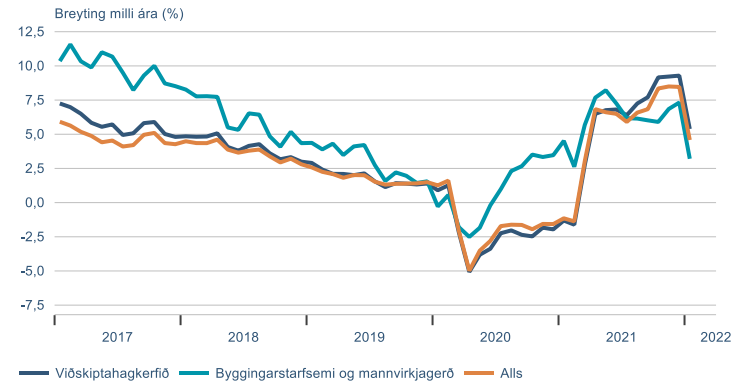


Vinnumarkaðurinn

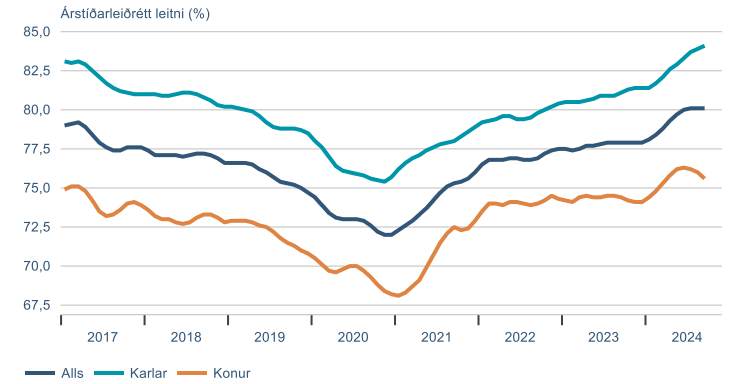
Atvinnuleysi



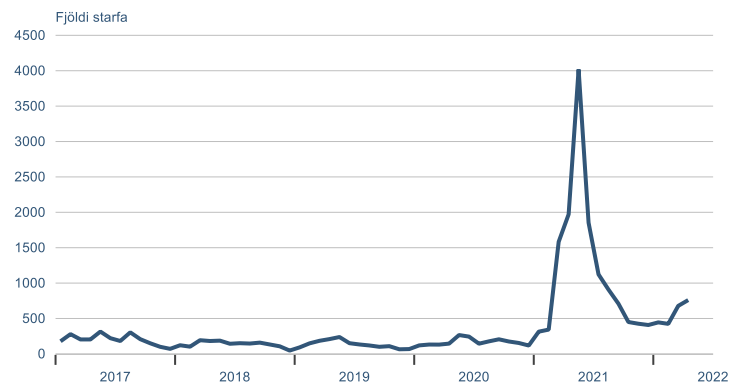
Fjöldi launagreiðenda



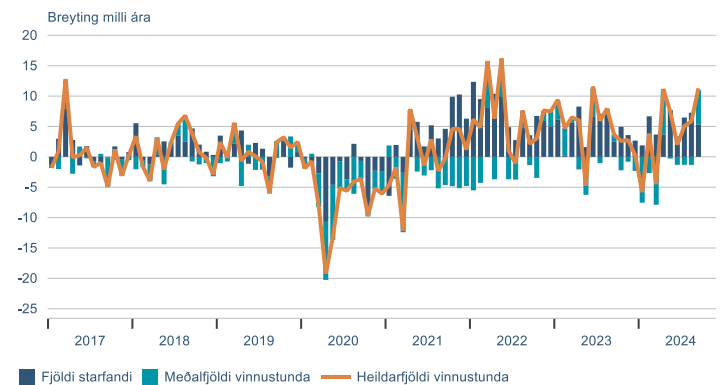
Atvinnuþáttaka



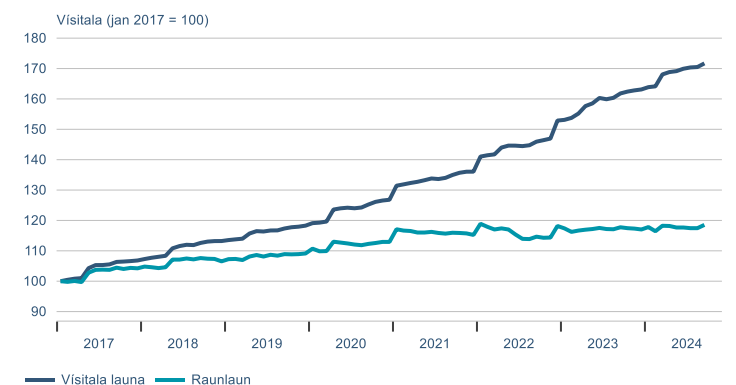
Laus störf



Fjöldi vinnustunda

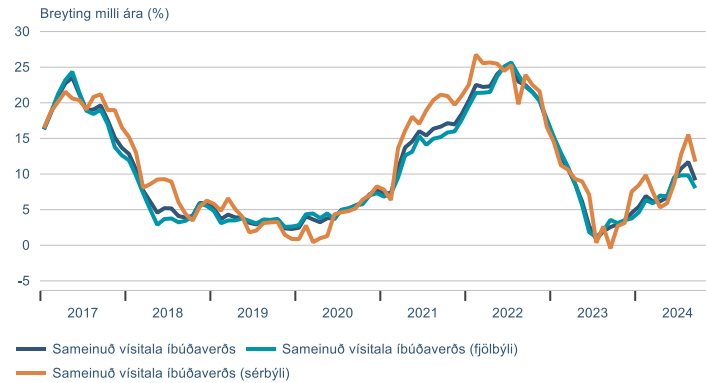


Laun

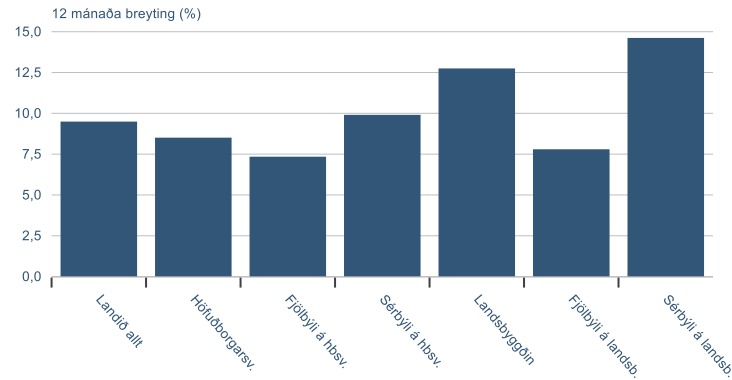


Fasteignamarkaðurinn

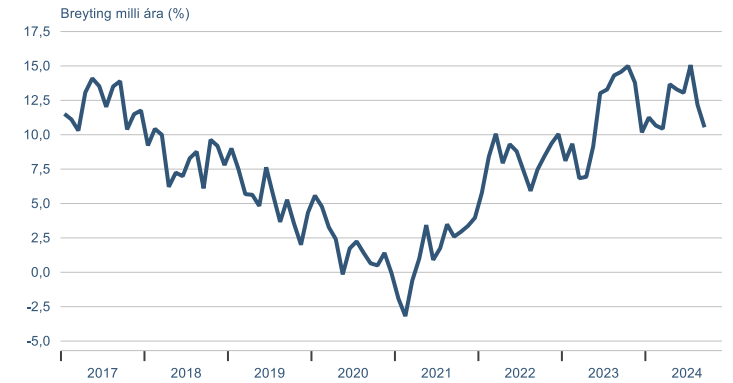
Visitala íbúðaverðs



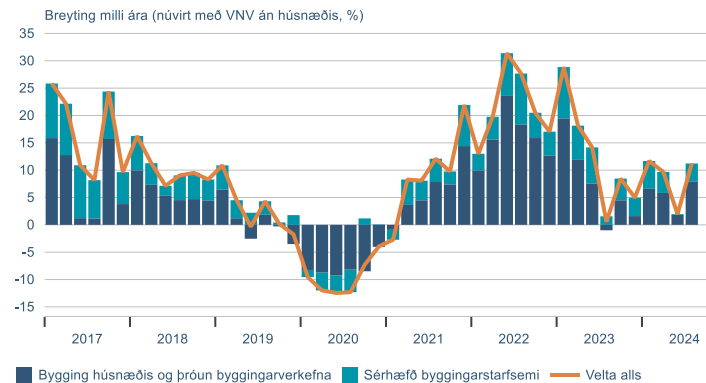
Eftir tegund húsnæðis



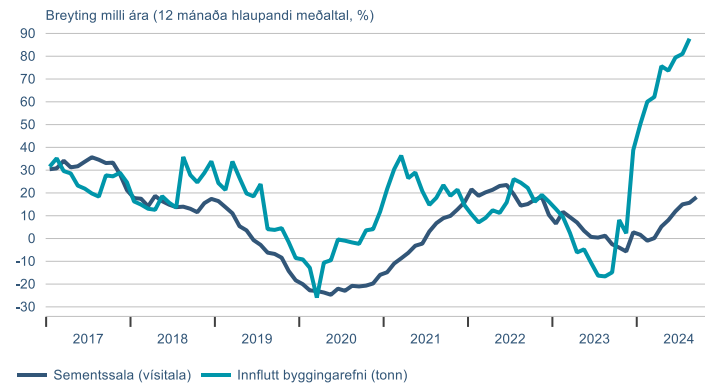
Visitala leiguverðs



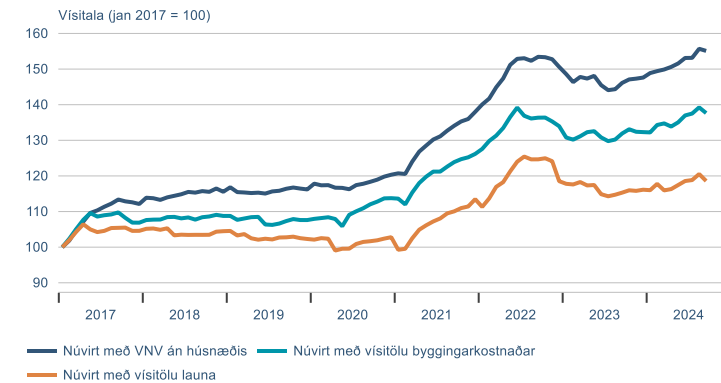
Velta í byggingariðnaði



Byggingavörur

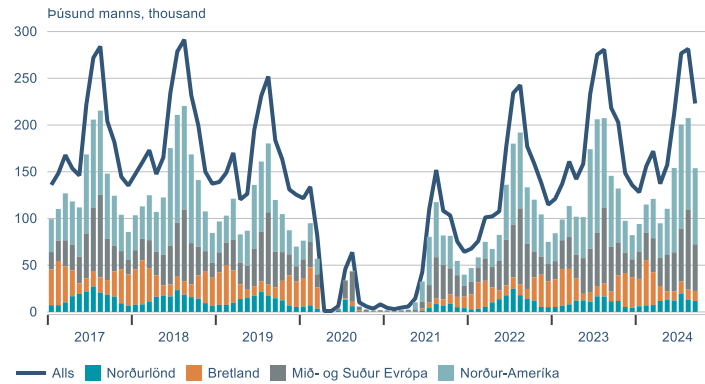


Visitala íbúðaverðs á móti undirliggjandi hagstærðum

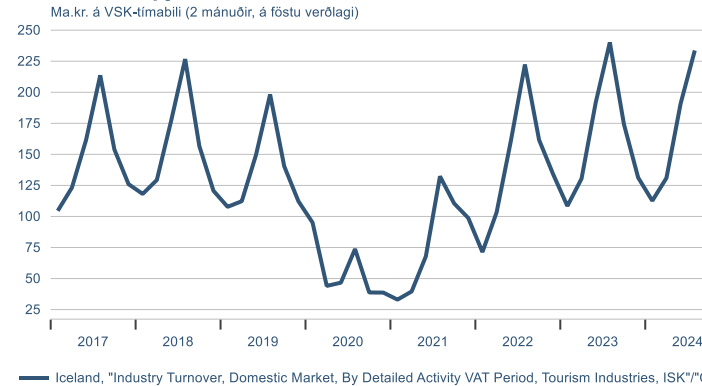


Ferðapjónustan

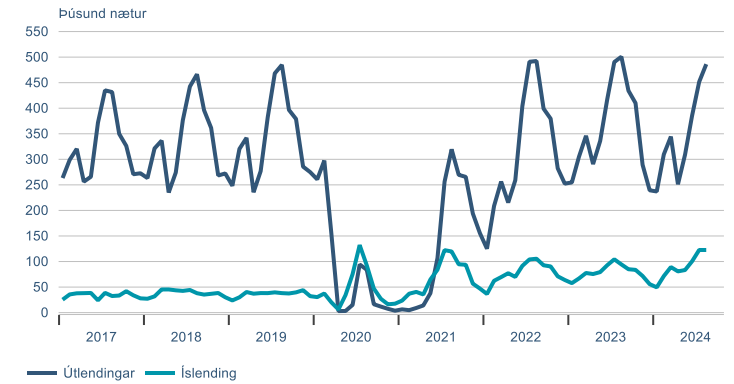
Erlendir ferðamenn um Leifstöð



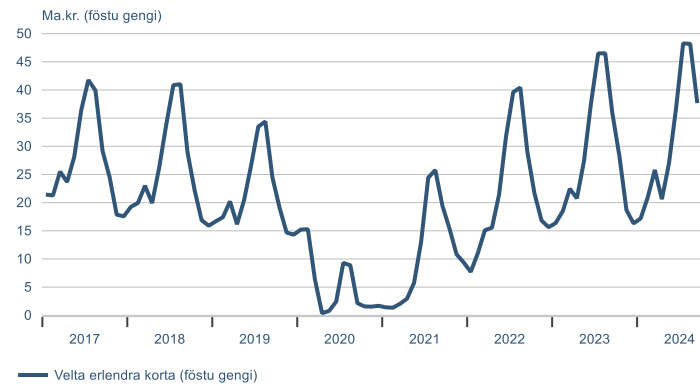
Velta í ferðapjónustu



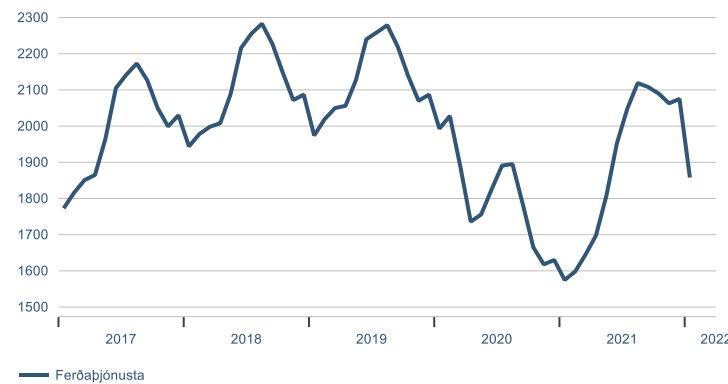
Gistinætur á hótélum



Velta erlendra greiðslukorta

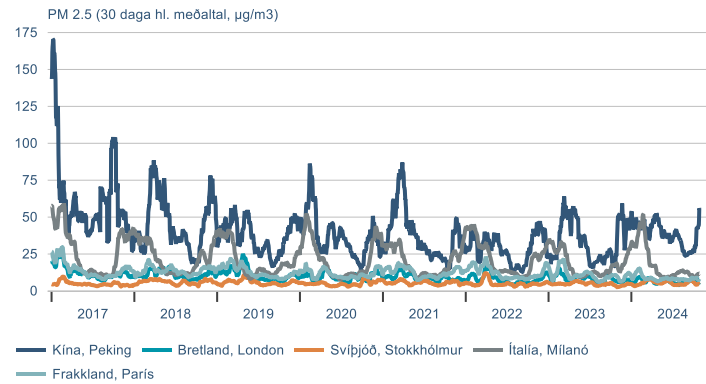


Fjöldi launagreiðenda í ferðapjónustu

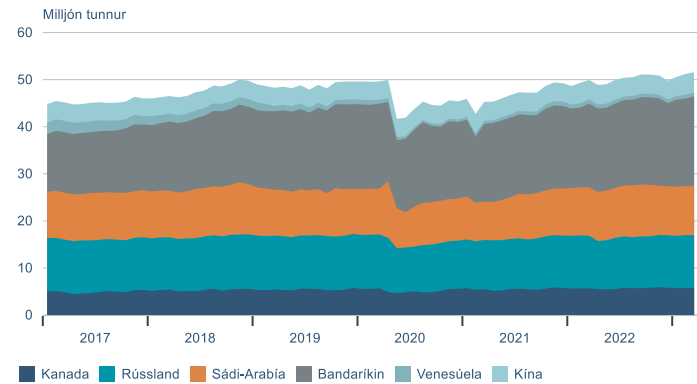


Sjálfbærni

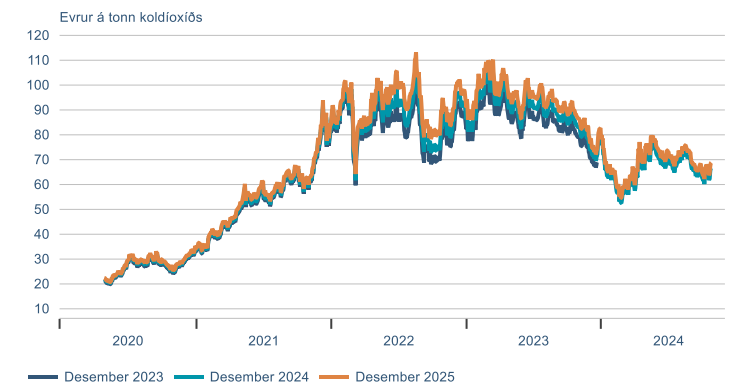
Magn svifryks



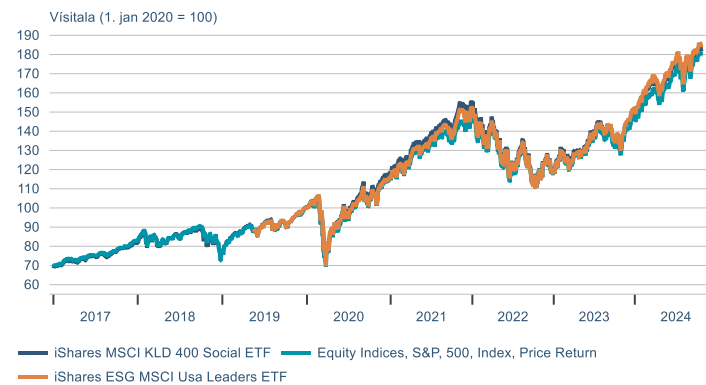
Framleiðsla hráolíu



EUA Losunarheimildir innan ETS viðskiptakerfisins



UFS Hlutabréfavisitölur og S&P 500

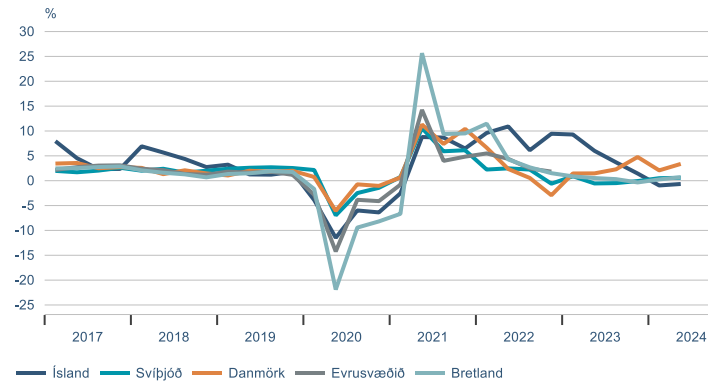


Hlutabréfavisitölur orkufyrirtækja (hluti af Eurofirst 300)

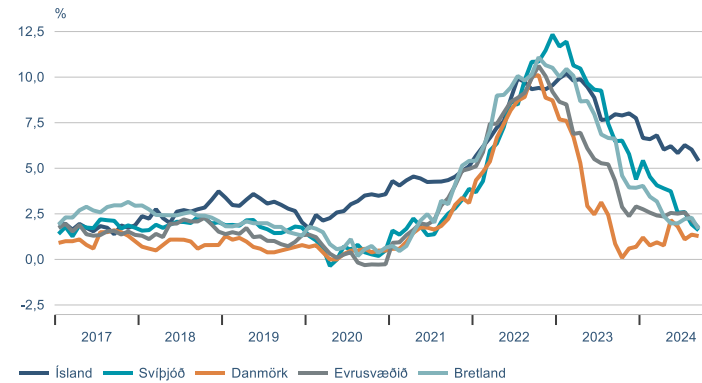


Alþjóðlegur samanburður

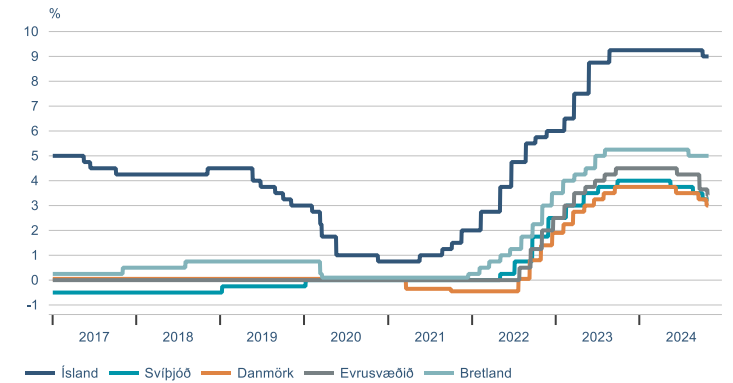
Hagvöxtur



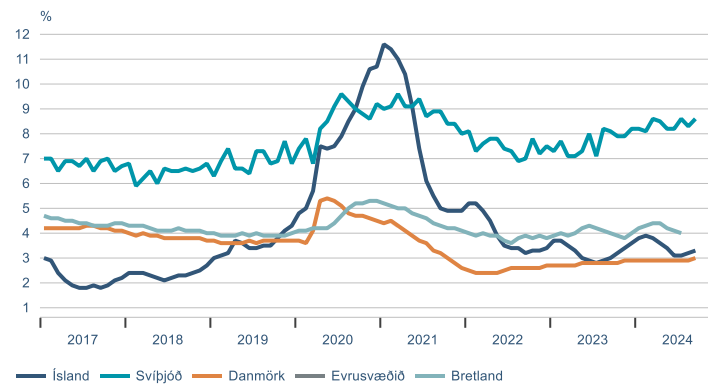
Verðbólga



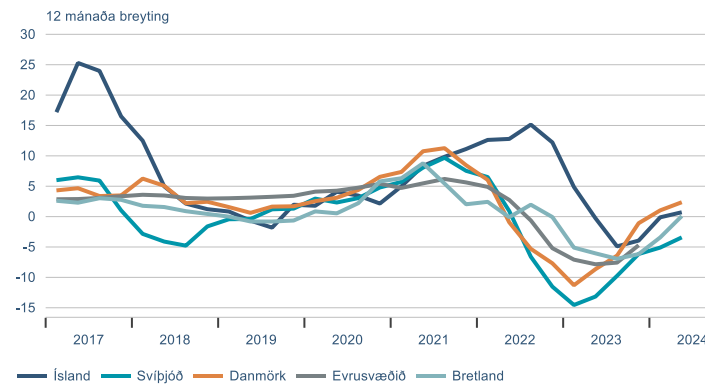
Stýrivextir



Atvinnuleysi



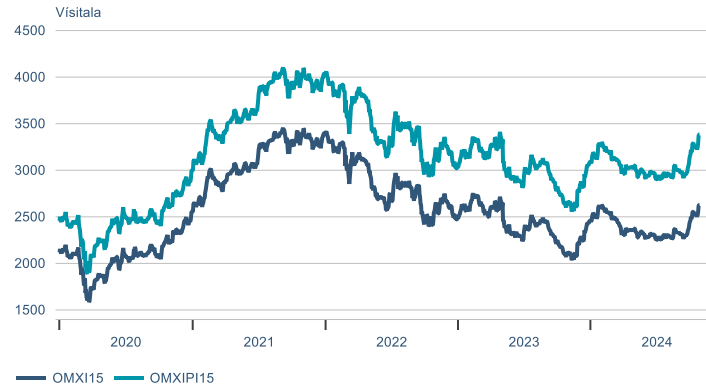
Rauverð íbúða



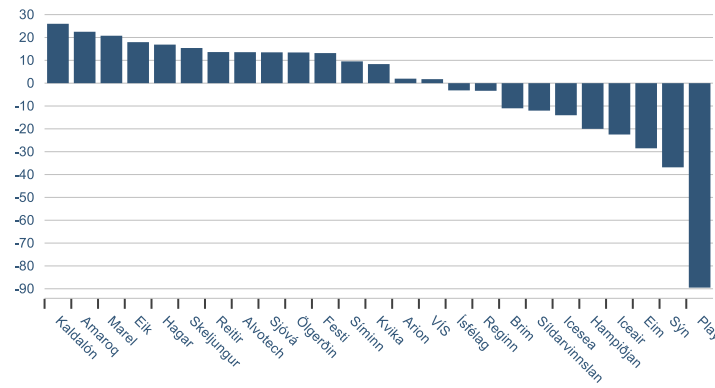
► Fjármálamarkaðir

Hlutabréf

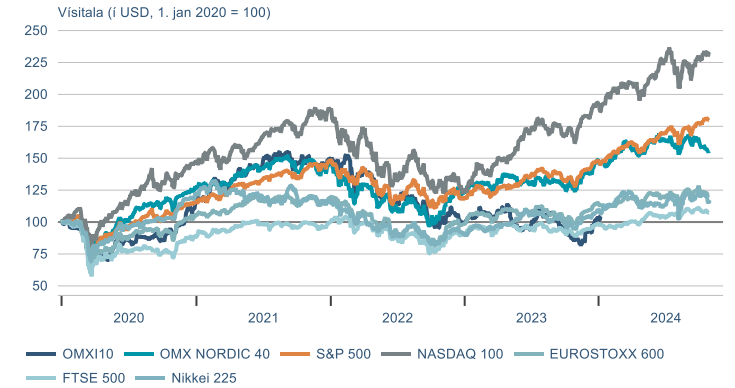
OMX-vísitölur



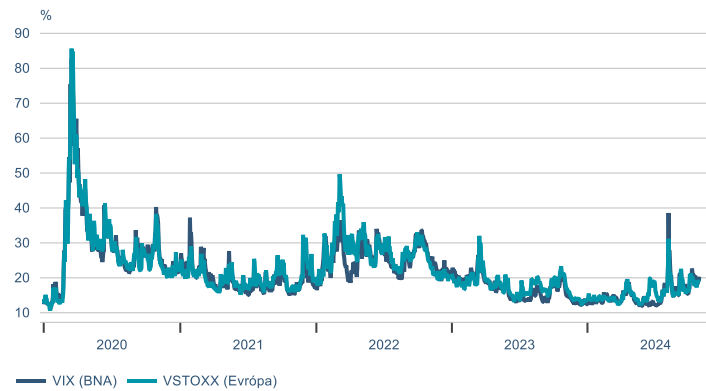
Það sem af er ári



Hlutabréfavísitölur

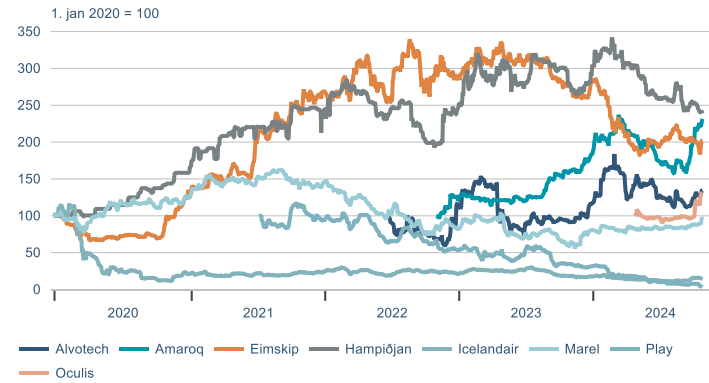


Vix-vísitölur

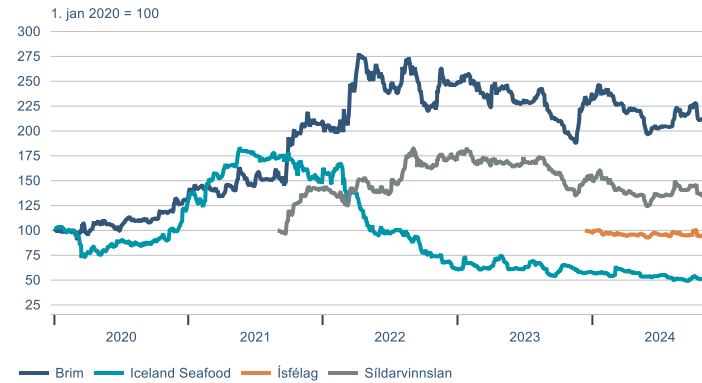


Hlutabréf

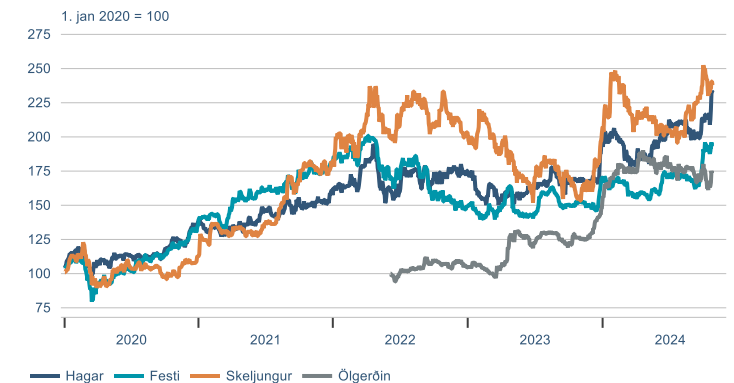
Félög með tekjur í erlendri mynt



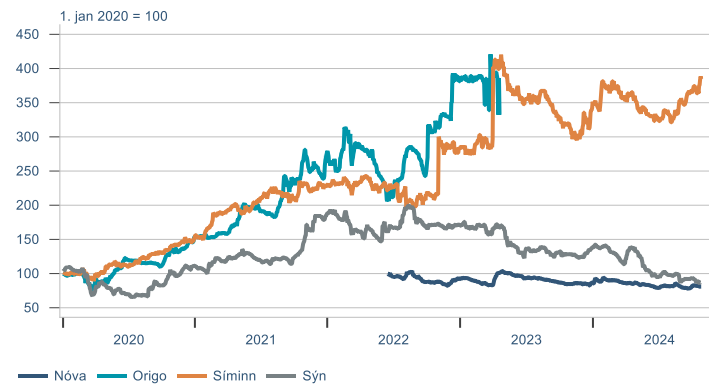
Útvegsfyrirtæki



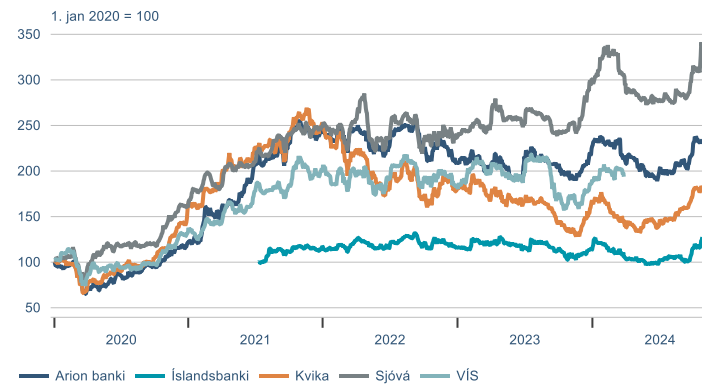
Heild- og smásala



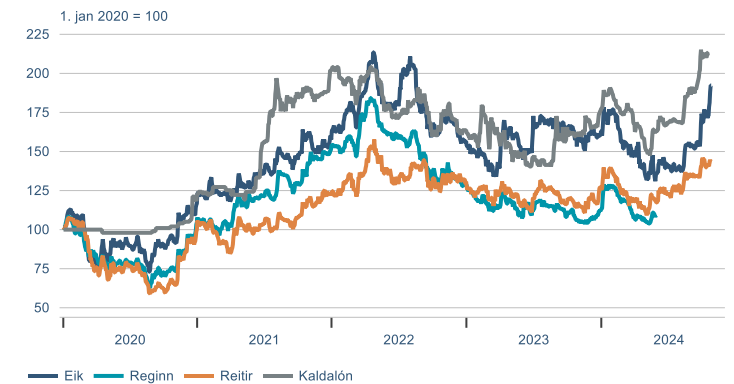
Tæknifyrirtæki



Fjármálafyrirtæki

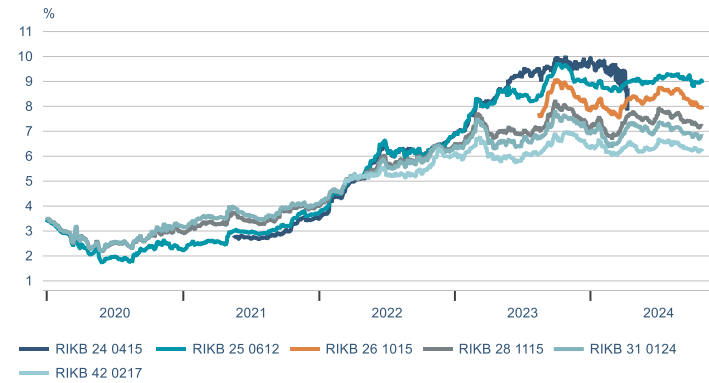


Fasteignafélög

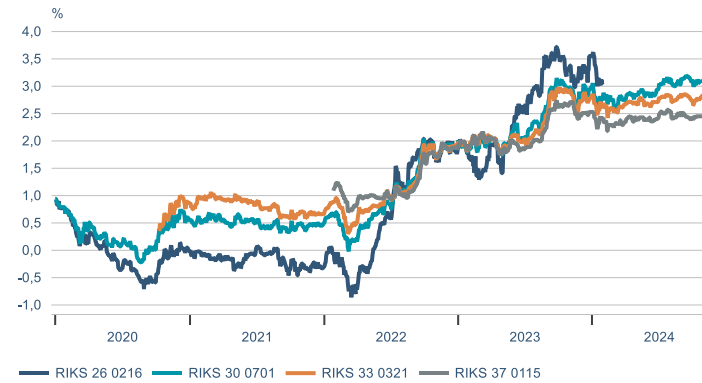


Skuldabréf

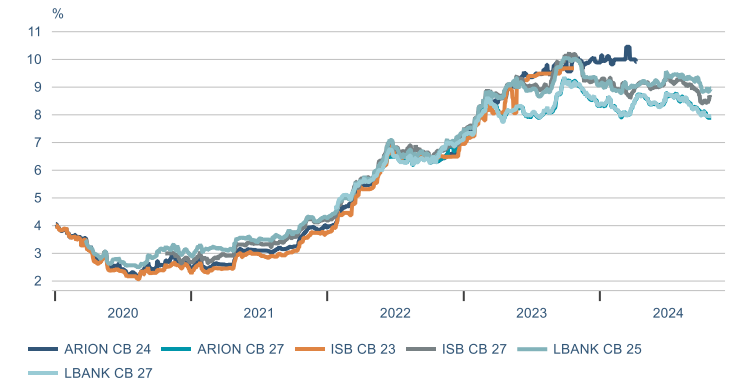
Óverðtryggð ríkisbréf



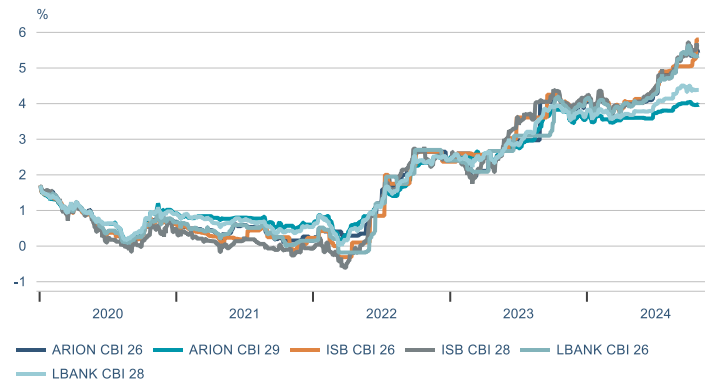
Verðtryggð ríkisbréf



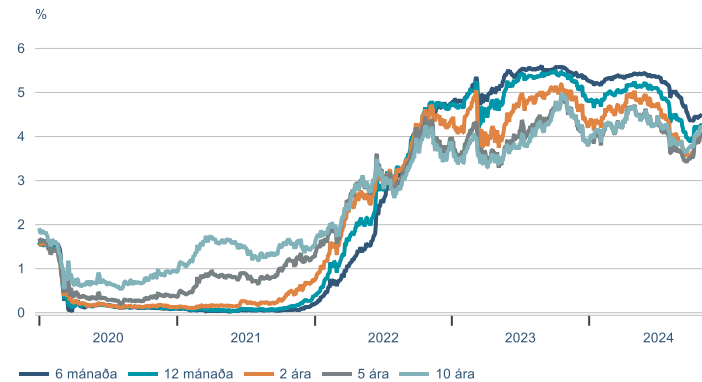
Sértryggð skuldabréf - óverðtryggð



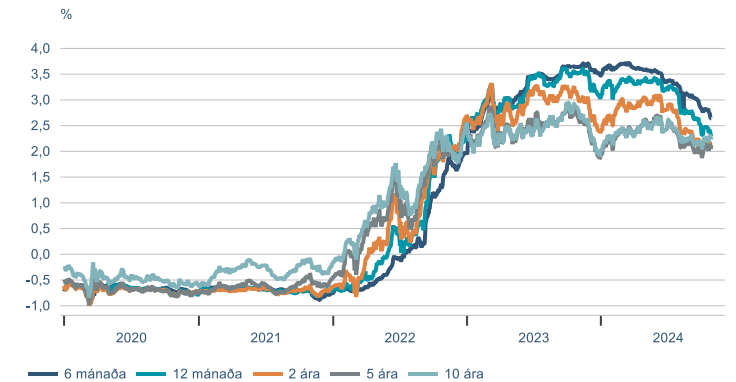
Sértryggð skuldabréf - verðtryggð



Bandarísk ríkisskuldabréf



Þýsk ríkisskuldabréf

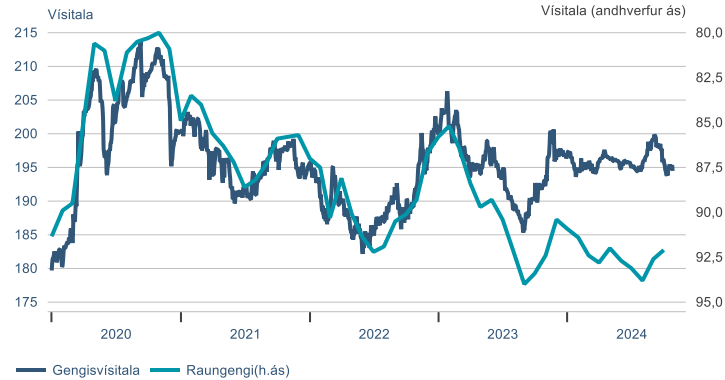


Gjaldeyrir

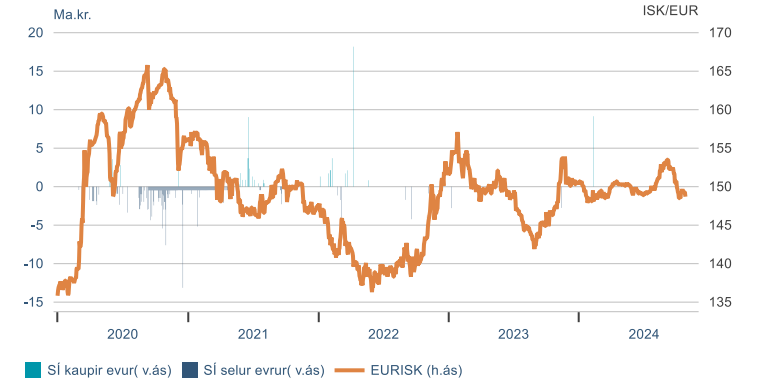
Gengi krónunnar



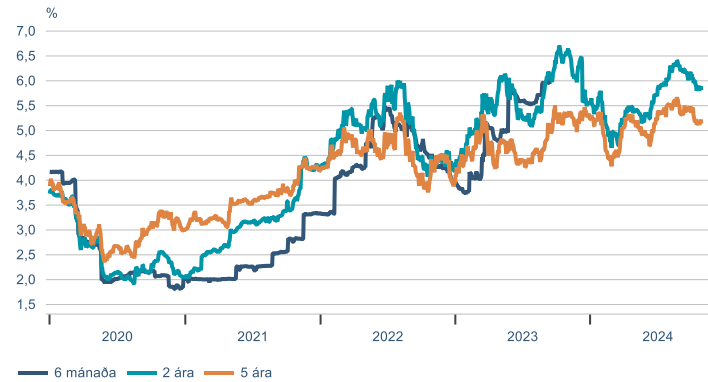
Gengisvísitala



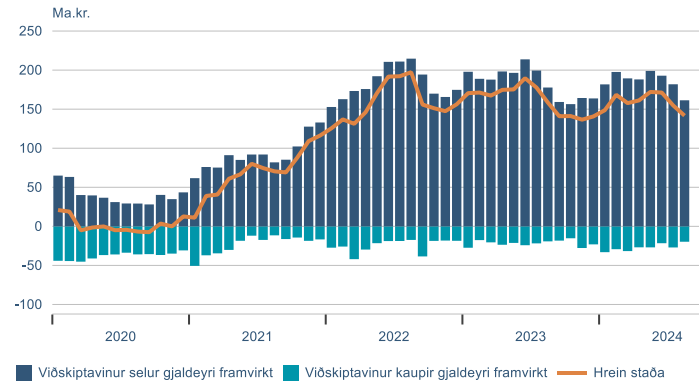
Inngrip SÍ



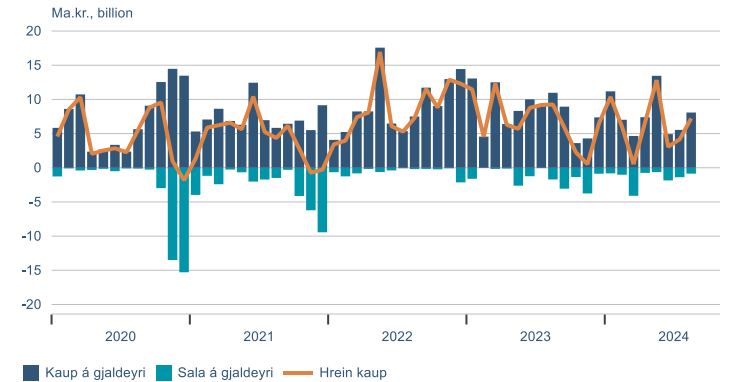
Vaxtamanur við evru



Staða framvirkra samninga með gjaldeyri

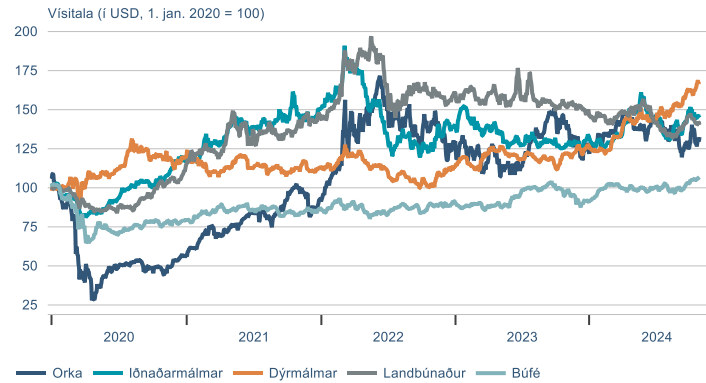


Gjaldeyrivíðskipti lífeyrissjóða



Hrávörur

S&P GSCI hrávörusvísitölur



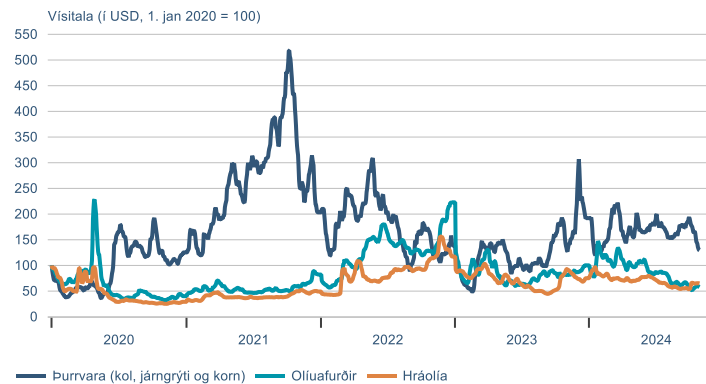
Álverð



Heimsmarkaðsverð á olíu



Baltic exchange flutningsvísitölur



Hlutabréf		ávöxtun			
		Áramót	1M	3M	12M
OMXI15	2629,2	7,0%	11,2%	15,9%	27,0%
OMXI15GI	3385,7	9,6%	11,2%	15,9%	30,2%
Alvotek	1800,0	13,6%	17,6%	14,3%	47,5%
Amaroq	147,0	22,5%	26,2%	37,4%	46,3%
Eimskip	346,0	-24,3%	-2,0%	-0,6%	-22,5%
Hampiðjan	112,0	-20,0%	-4,3%	-5,9%	-13,2%
Icelandair	1,04	-22,5%	0,5%	20,3%	-24,7%
Marel	570,0	24,0%	12,2%	14,9%	69,1%
Oculus	2200,0		35,0%	39,2%	
Play	0,82	-89,5%	-53,7%	-56,8%	-90,1%
Brim	74,4	-8,7%	-5,8%	3,3%	9,3%
Iceland Seafood	4,9	-14,0%	-3,0%	-5,8%	-22,2%
Ísfélag	152,4	-3,2%	-1,3%	-0,3%	
Síldarvinnslan	91,5	-10,4%	-7,6%	-0,5%	-3,1%
Festi	232,0	14,9%	12,6%	11,5%	29,1%
Hagar	93,5	20,4%	15,4%	11,6%	43,7%
Skeljungur	18,0	18,1%	2,3%	21,6%	58,2%
Ölgerðin	17,3	16,6%	2,4%	3,0%	41,1%
Nova	3,8	-6,2%	3,9%	0,0%	-4,6%
Síminn	10,9	11,7%	5,8%	14,7%	22,8%
Sýn	30,0	-36,8%	-5,1%	-11,8%	-31,8%
Arion	155,0	8,2%	7,3%	17,9%	25,6%
Íslandsbanki	124,5	19,0%	20,3%	23,3%	32,1%
Kvika	18,8	8,4%	9,0%	24,9%	34,3%
Sjóvá	45,4	19,3%	14,6%	21,4%	47,3%
Skagi	18,4	10,8%	7,0%	21,1%	28,9%
Eik	13,8	26,5%	24,3%	39,4%	34,6%
Heimar	31,8	32,5%	3,9%	30,3%	42,0%
Kaldalón	22,1	26,0%	11,1%	31,7%	39,0%
Reitir	96,0	16,5%	7,9%	15,7%	29,5%

Leiðrétt fyrir arðgreiðslum

Ríkisskuldabréf	krafa	verð	meðalt.	ávöxtun			
				áramót	1M	3M	12M
RIKB 25 0612	8,96%	99,4	0,6	7,1%	0,8%	2,5%	10,1%
RIKB 26 1015	7,89%	98,0	1,9	6,3%	1,1%	3,4%	10,8%
RIKB 27 0415	7,83%	100,3	2,2		0,9%	3,5%	
RIKB 28 1115	7,21%	92,5	3,6	5,4%	1,2%	3,9%	10,9%
RIKB 31 0124	6,82%	98,4	5,1	6,1%	1,0%	4,2%	11,4%
RIKB 35 0917	6,47%	104,0	8,0	6,8%	0,8%	5,1%	12,7%
RIKB 42 0217	6,30%	81,4	11,4	5,4%	0,1%	5,3%	13,5%
RIKS 26 0216	5,37%	95,3	1,3	5,1%	-0,1%	0,4%	6,3%
RIKS 30 0701	3,09%	100,8	5,2	6,2%	0,1%	1,1%	7,9%
RIKS 33 0321	2,79%	101,5	7,4	6,6%	-0,4%	1,3%	9,5%
RIKS 37 0115	2,46%	84,7	11,4	7,3%	-0,7%	2,3%	10,3%

Gjaldeyri		ávöxtun			
		áramót	1M	3M	12M
GVT	194,8	-1,0%	-0,5%	0,2%	1,1%
EUR	149,1	-0,9%	-0,9%	-0,3%	1,2%
USD	137,7	1,1%	2,4%	0,0%	-1,1%
GBP	178,9	3,3%	-0,6%	0,8%	5,9%
DKK	20,0	-1,0%	-1,0%	-0,2%	1,3%
SEK	13,0	-4,0%	-2,1%	2,6%	4,1%
NOK	12,6	-5,8%	-2,1%	2,0%	1,4%
CHF	158,9	-2,2%	0,3%	1,3%	2,2%
JPY	0,91	-5,8%	-2,7%	0,4%	-2,4%

Þessi samantekt og/eða umfjöllun er markaðsefni ætlað til upplýsingar en ekki sem grundvöllur viðskipta. Markaðsefni þetta felur hvorki í sér fjárfestingarráðgjöf né óháða fjárfestingargreiningu. Lagakröfur sem gilda um fjárfestingarráðgjöf og fjárfestingargreiningu eiga því ekki við, þ.m.t. bann við viðskiptum fyrir dreifingu.

Upplýsingar um þróun gengis innlendra hlutabréfa, skuldabréfa og/eða vísitalna koma frá Nasdaq Iceland – Kauphöllinni. Á vef Landsbankans er hægt að nálgast nánari upplýsingar með því að smella á viðkomandi hlutabréf, skuldabréfaflokk eða vísitölu. Upplýsingar um þróun gengis erlendra fjármálagerna, vísitalna og/eða sjóða koma frá aðilum sem Landsbankinn hefur metið áreiðanlega. Þróun gengis í fortíð gefur ekki vísbendingu um framtíðarþróun.

Upplýsingar um fyrri árangur sjóða Landsbréfa byggja á upplýsingum frá Landsbréfum. Á vef Landsbankans er hægt að nálgast nánari upplýsingar með því að smella á heiti viðkomandi sjóðs, þ.m.t. um árangur síðastliðinna fimm ára. Upplýsingar um fyrri árangur sjóða sýna nafnávöxtun, nema annað sé tekið fram. Ef fyrri árangur sjóða byggir á erlendum gjaldmiðli getur ávöxtun aukist eða minnkað vegna gengissveiflna. Árangur í fortíð gefur ekki áreiðanlega vísbendingu um framtíðarárangur.

Verðbréfi viðskipti fela í sér áhættu og eru lesendur hvattir til að kynna sér Áhættulýsingu vegna viðskipta með fjármálagerna og Stefnu Landsbankans um hagsmunaárekstra sem finna má á vef Landsbankans.

Landsbankinn hefur starfsleyfi sem viðskiptabanki samkvæmt lögum nr. 161/2002 um fjármálafyrirtæki og sætir eftirliti Fjármálaeftirlits Seðlabanka Íslands (www.sedlabanki.is/fjarmalaeftirlit).