



# Vikubyrjun 7. október 2024

---

Hagfræðideild



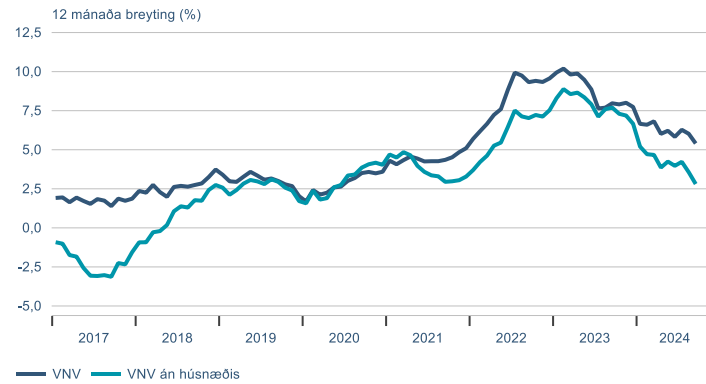
# Dagatal

Vikud.	Dag.	kl.	Viðburður	Tímabil	Birtingaraðili
mán	7. okt.	09:00	Starfandi samkvæmt skrá	ágú	Hagstofan
		09:00	Staðgreiðsluskyldar greiðslur	ágú	Hagstofan
			Flutningstölur	sep	Play
		09:00	Efnahagur Seðlabankans	sep	Seðlabankinn
		Hlutdeildarlán	sep	HMS	
þri	8. okt.	09:00	Raungengi	sep	Seðlabankinn
		09:00	Erlend staða Seðlabankans	sep	Seðlabankinn
		09:00	Gjaldeyrismarkaður	sep	Seðlabankinn
		09:00	Krónumarkaður	sep	Seðlabankinn
mið	9. okt.		Álit greinenda birt	3F 2024	Íslandsbanki
		16:00	Markaðsupplýsingar		Lánamál ríkisins
		09:00	Vöruviðskipti (bráðabirgðatölur)	sep	Hagstofan
			Skuldabréfaútboð (HAGA161127 )		Hagar
fim	10. okt.		<b>Brottfarir um Keflavíkurflugvöll</b>	<b>sep</b>	<b>Ferðamálastofa</b>
			Árshlutauppgjör	2F 2024/25	Ölgerðin
		09:00	Efnahagslegar skammtímatölur		Hagstofan
			Skuldabréfaútboð		Lánasjóður sveitarfélaga
fös	11. okt.	12:00	<b>Skráð atvinnuleysi</b>	<b>sep</b>	<b>Vinnumálastofnun</b>
			<b>Lok verðkönnunarviku</b>	<b>okt</b>	<b>Hagstofan</b>

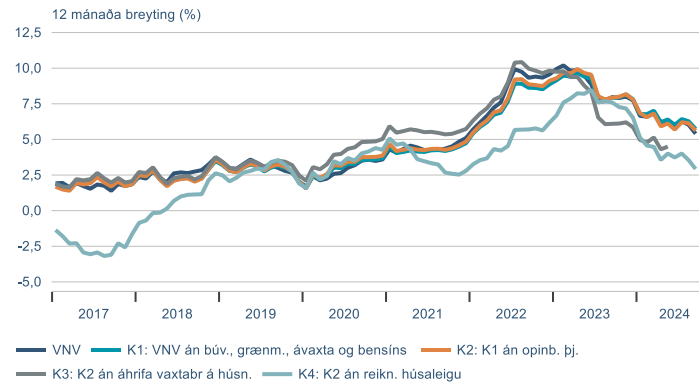
► Efnahagsmál

# Verðlag

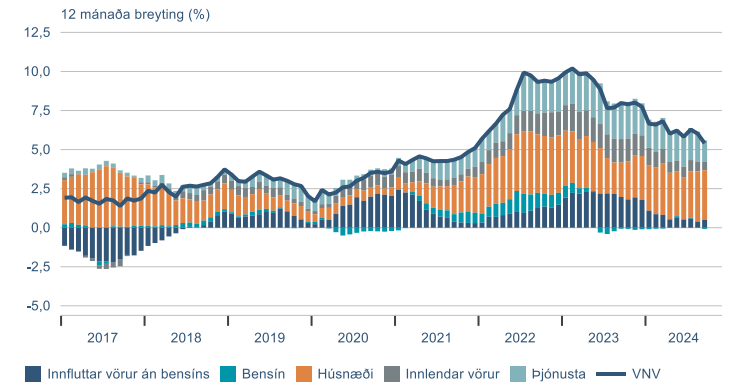
## Visitala neysluverðs



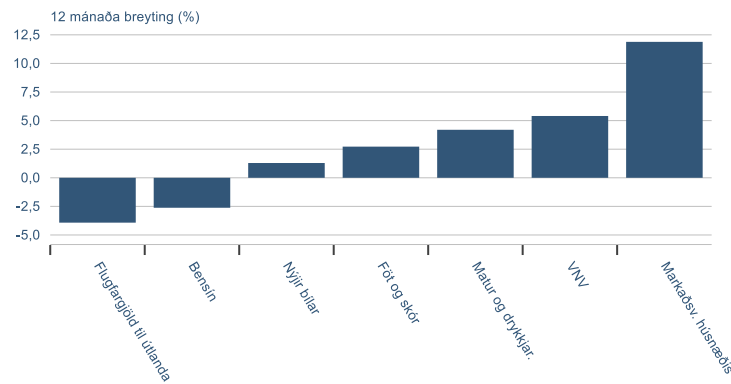
## Kjarnavísitölur



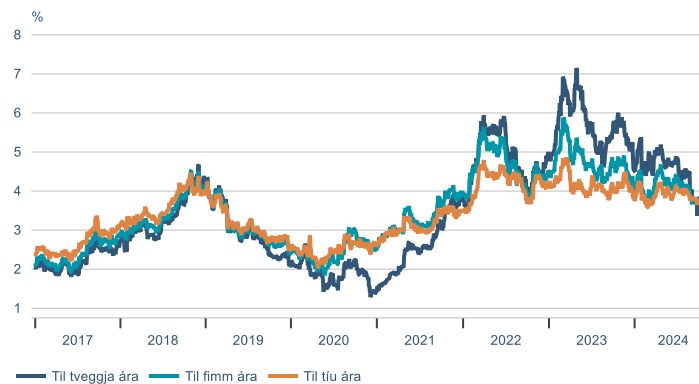
## Eftir eðli og uppruna



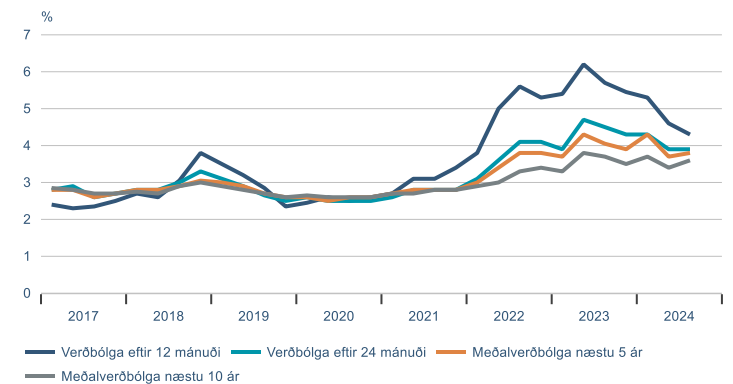
## Valdir undirliðir



## Verðbólguálag á skuldabréfamarkaði

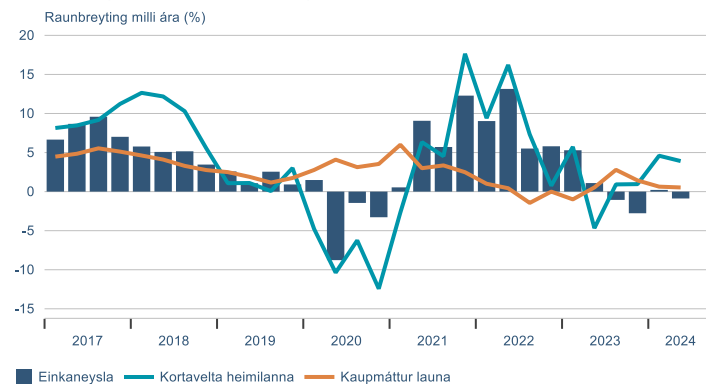


## Væntingakönnun markaðsaðila

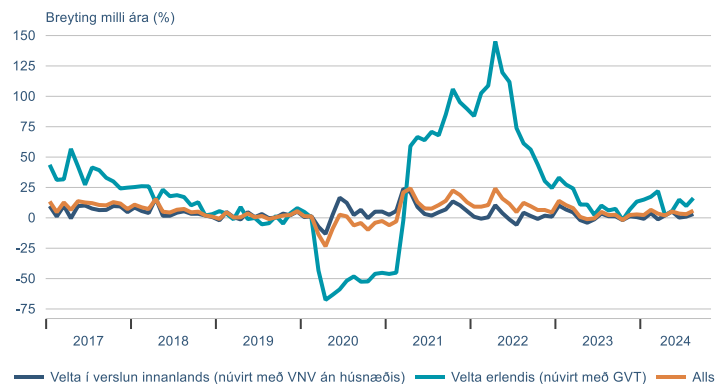


# Heimilin

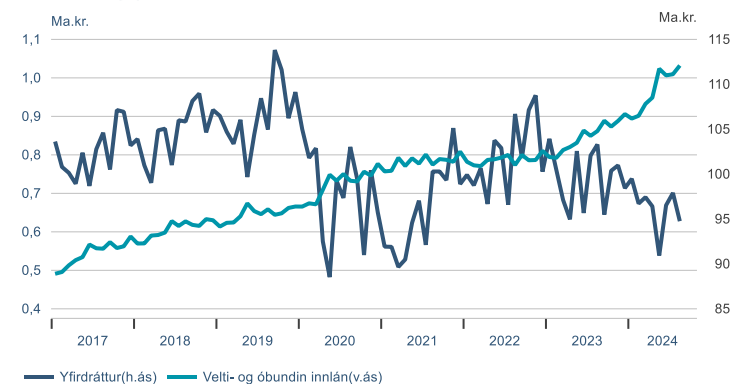
## Einkaneysla, kortavelta og laun



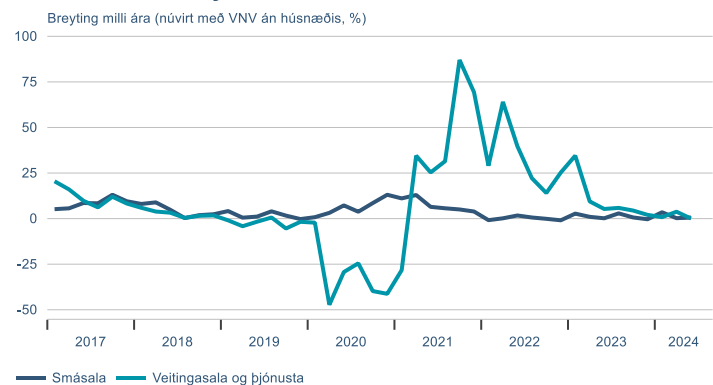
## Greiðslukortavelta



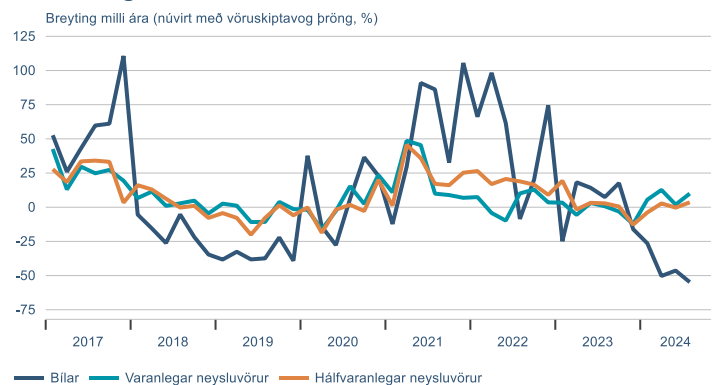
## Innlán og yfirdráttur heimilanna



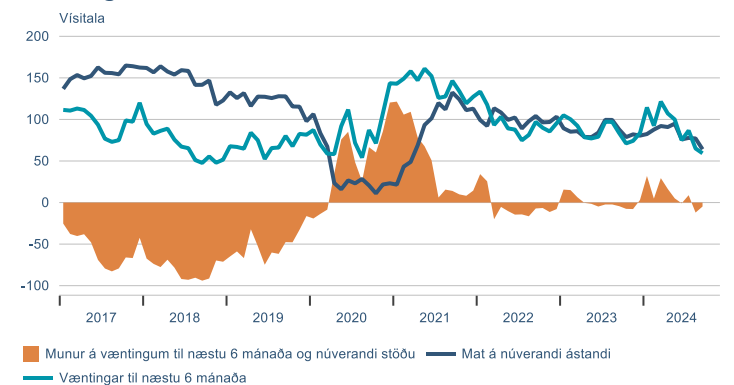
## Velta skv. VSK-skýrslum



## Innflutningur

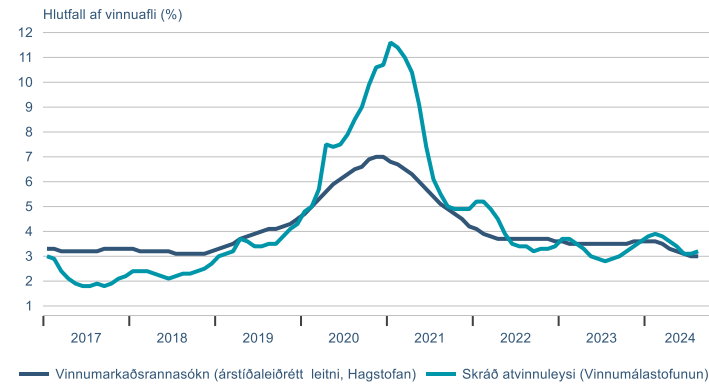


## Væntingavísitala

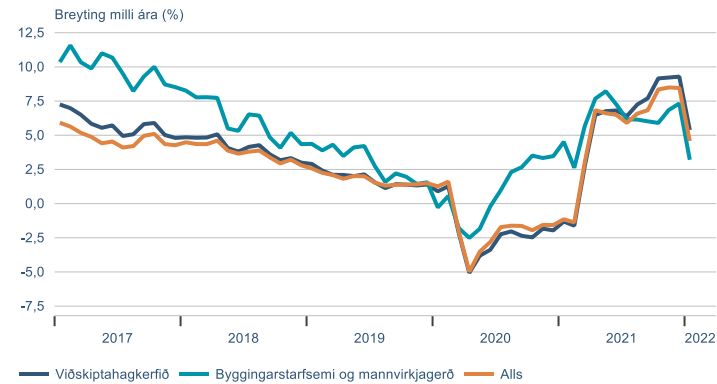


# Vinnumarkaðurinn

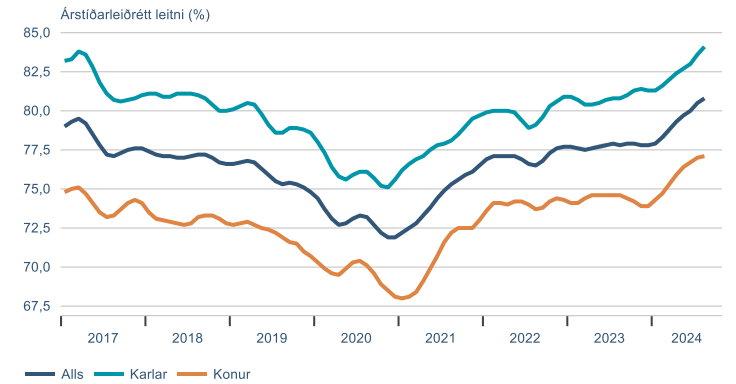
## Atvinnuleysi



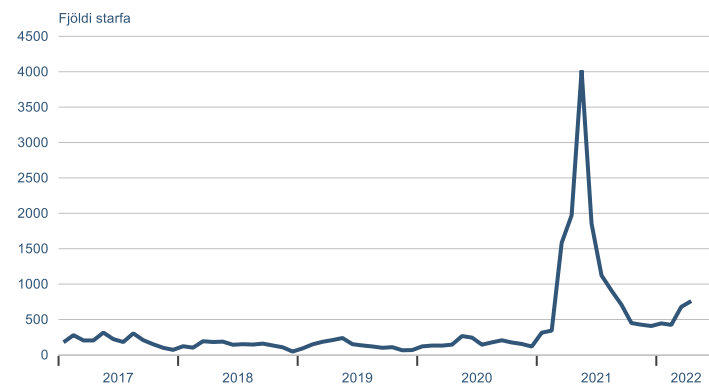
## Fjöldi launagreiðenda



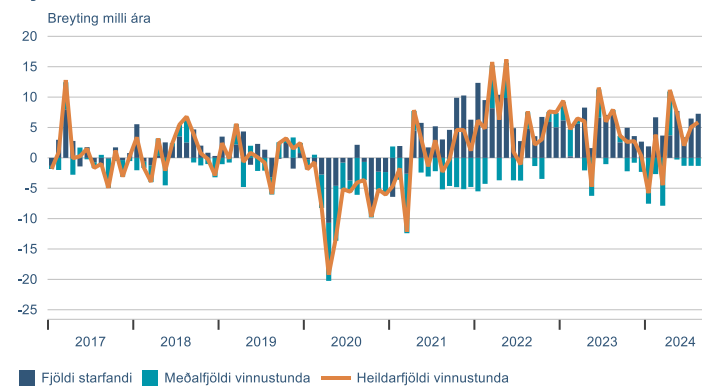
## Atvinnuþáttaka



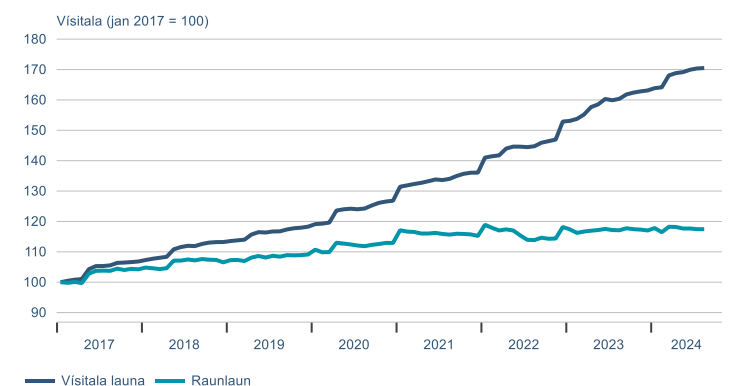
## Laus störf



## Fjöldi vinnustunda

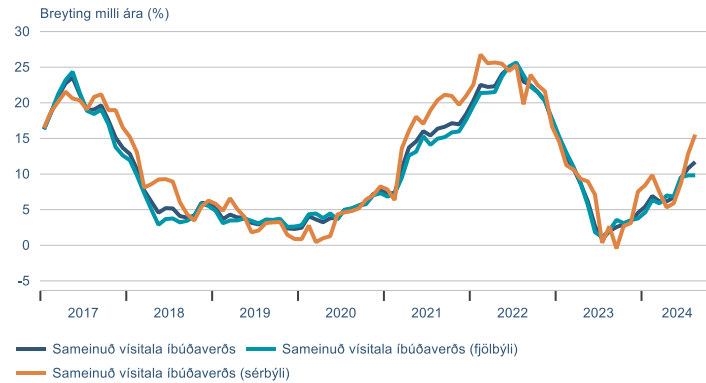


## Laun

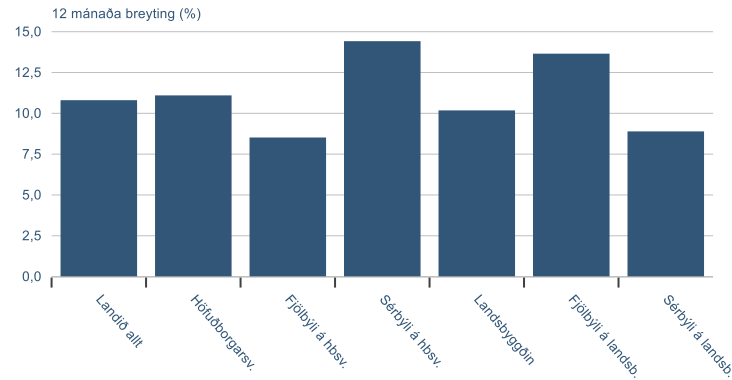


# Fasteignamarkaðurinn

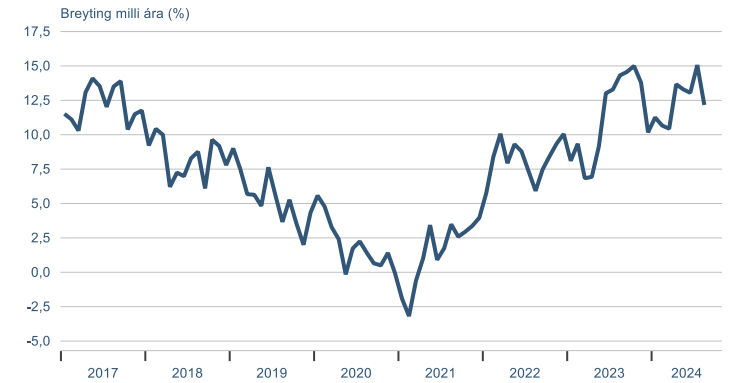
## Visitala íbúðaverðs



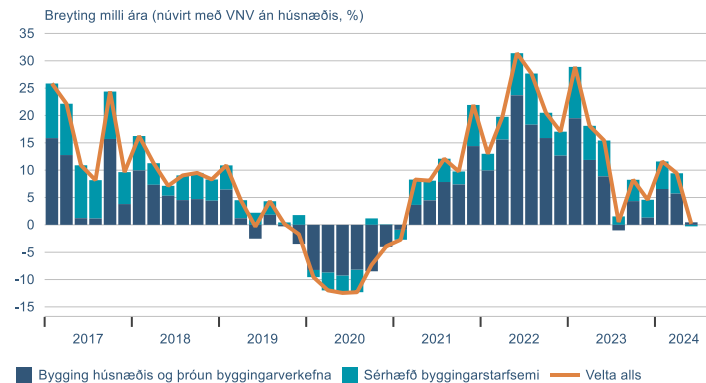
## Eftir tegund húsnæðis



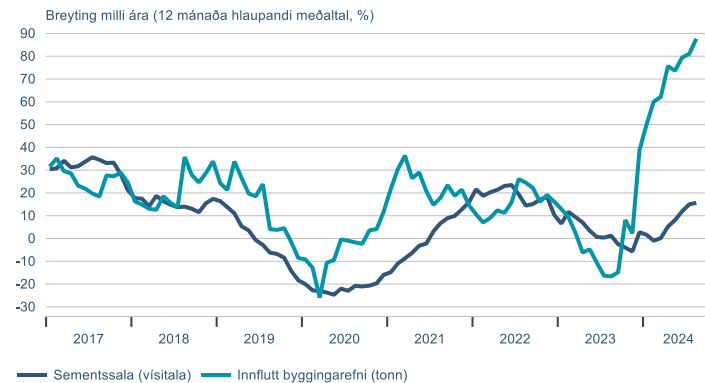
## Visitala leiguverðs



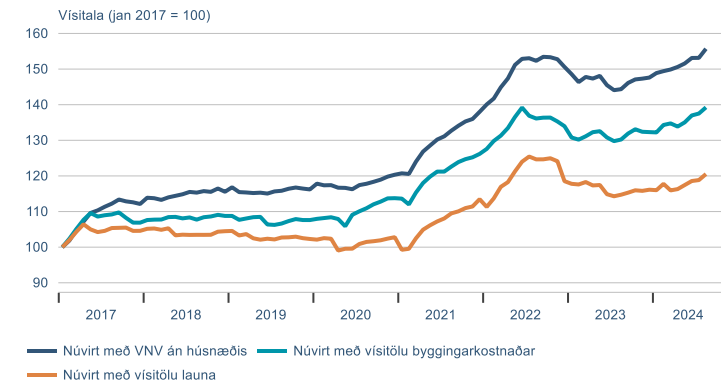
## Velta í byggingariðnaði



## Byggingavörur

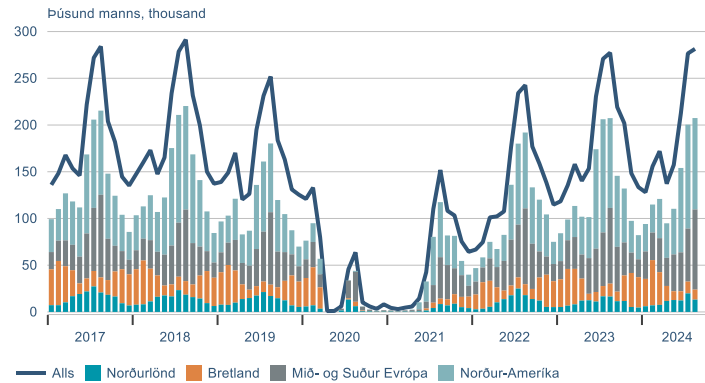


## Visitala íbúðaverðs á móti undirliggjandi hagstærðum

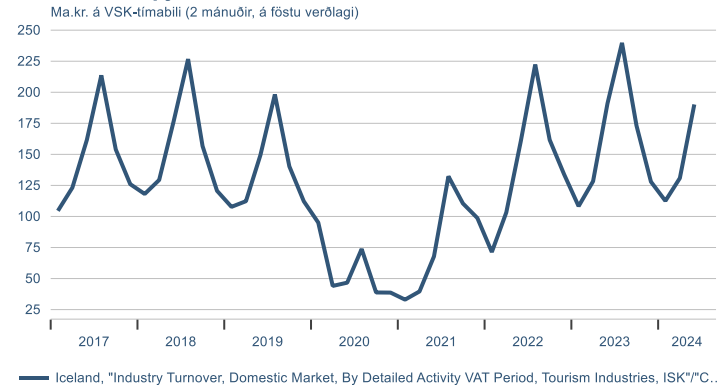


# Ferðapjónustan

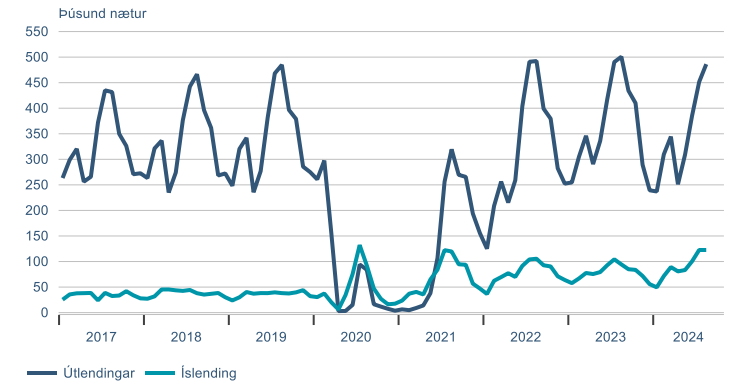
## Erlendir ferðamenn um Leifstöð



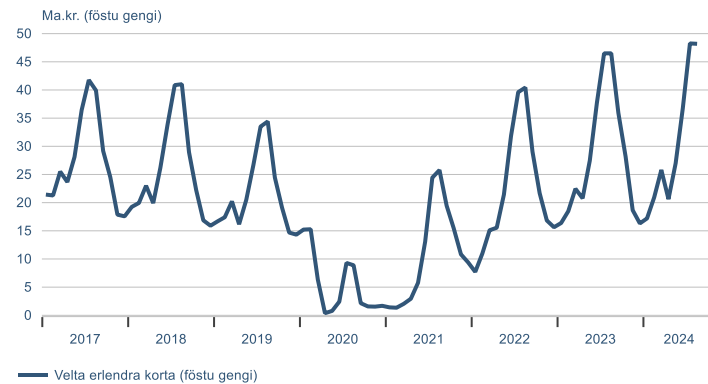
## Velta í ferðapjónustu



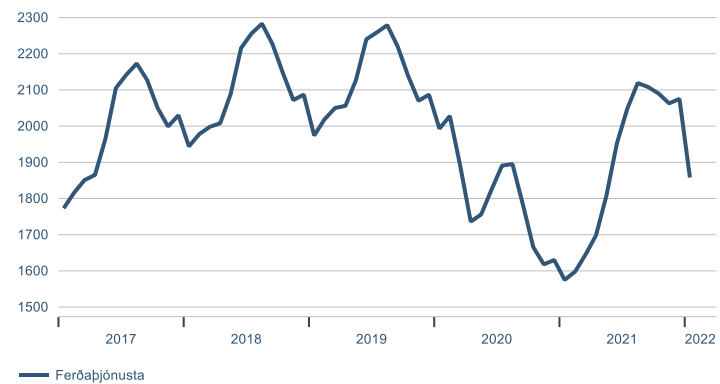
## Gistinætur á hótélum



## Velta erlendra greiðslukorta



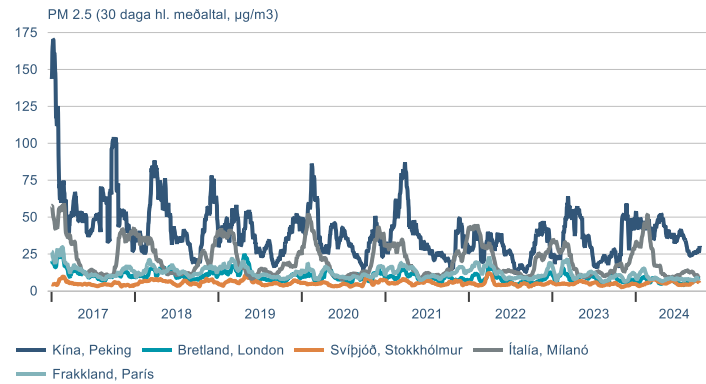
## Fjöldi launagreiðenda í ferðapjónustu



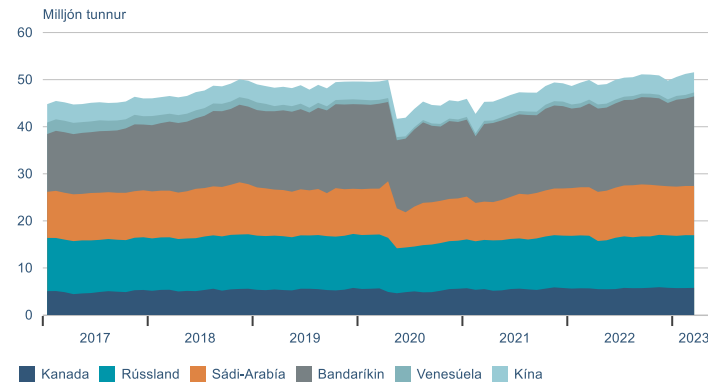


# Sjálfbærni

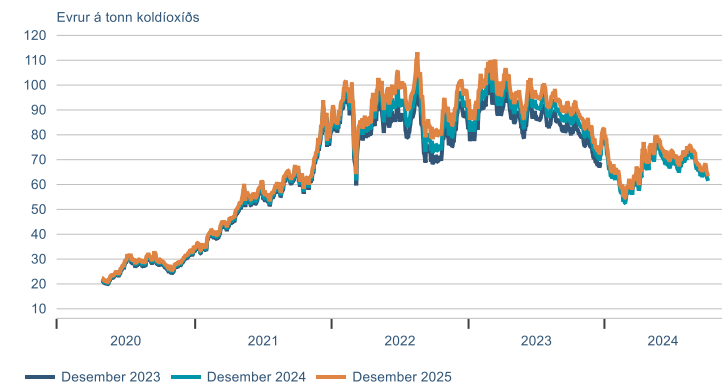
## Magn svifryks



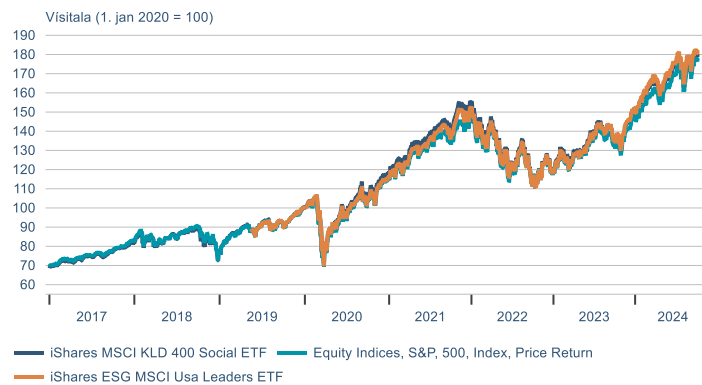
## Framleiðsla hráolíu



## EUA Losunarheimildir innan ETS viðskiptakerfisins



## UFS Hlutabréfavisitölur og S&P 500

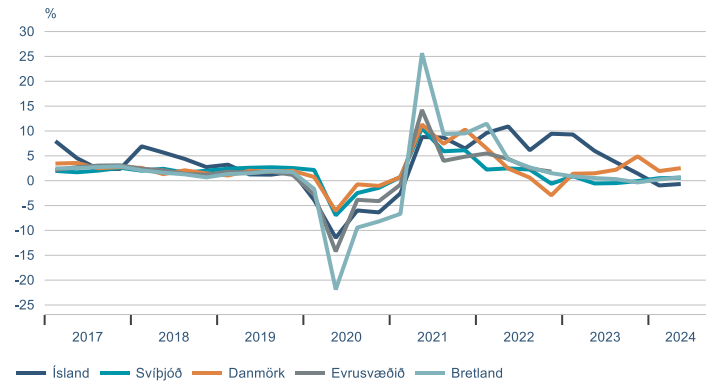


## Hlutabréfavisitölur orkufyrirtækja (hluti af Eurofirst 300)

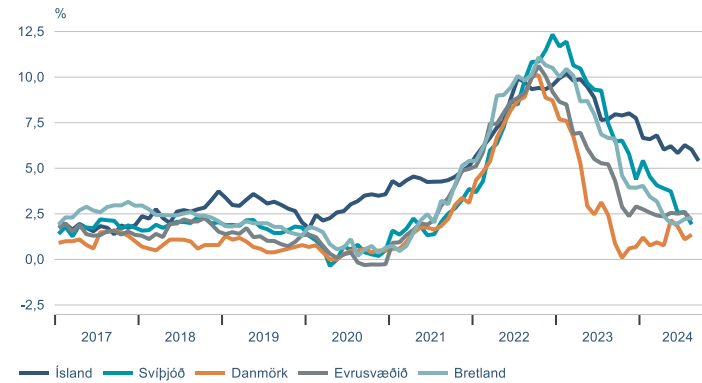


# Alþjóðlegur samanburður

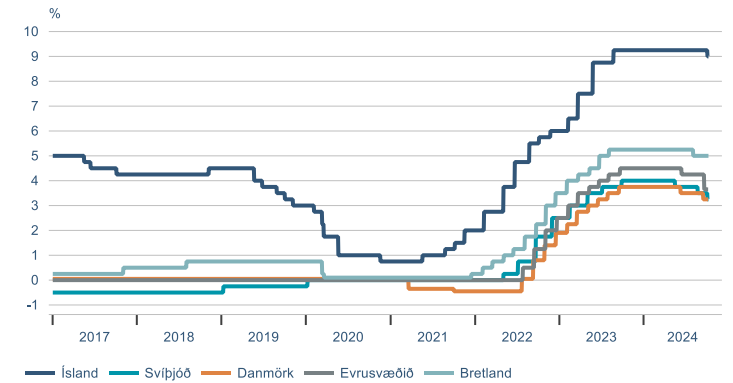
## Hagvöxtur



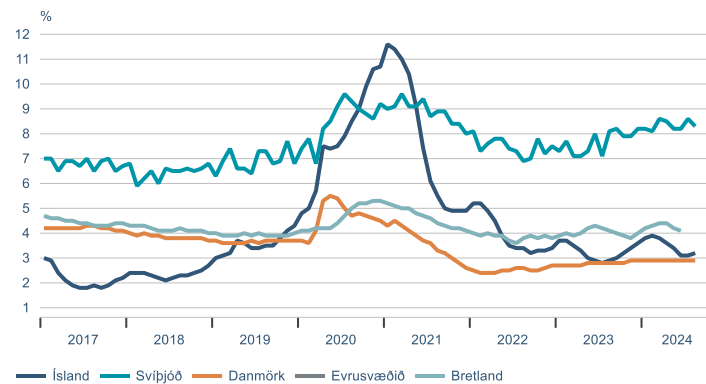
## Verðbólga



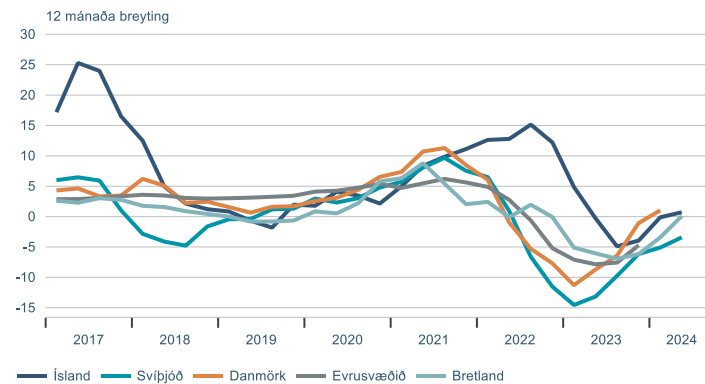
## Stýrivextir



## Atvinnuleysi



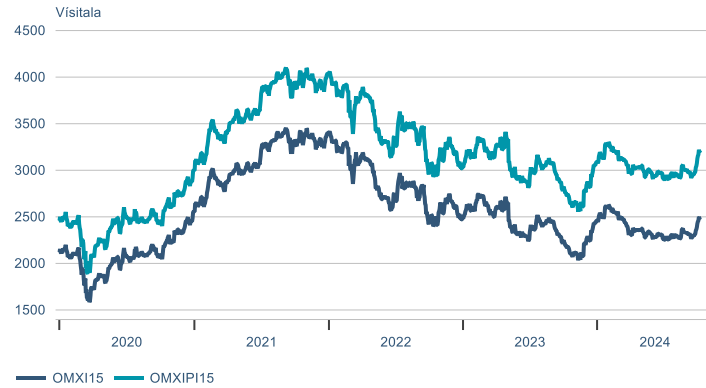
## Rauverð íbúða



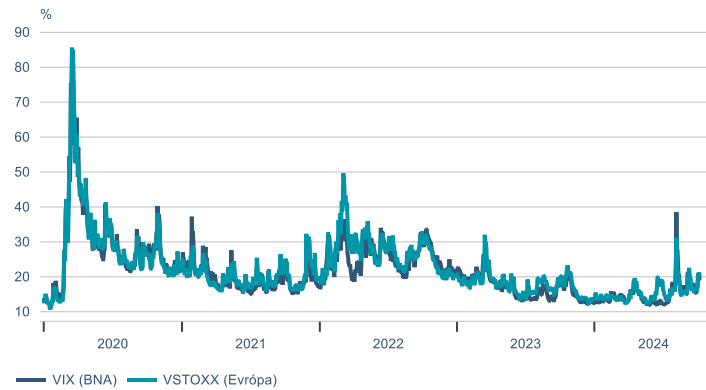
## ► Fjármálamarkaðir

# Hlutabréf

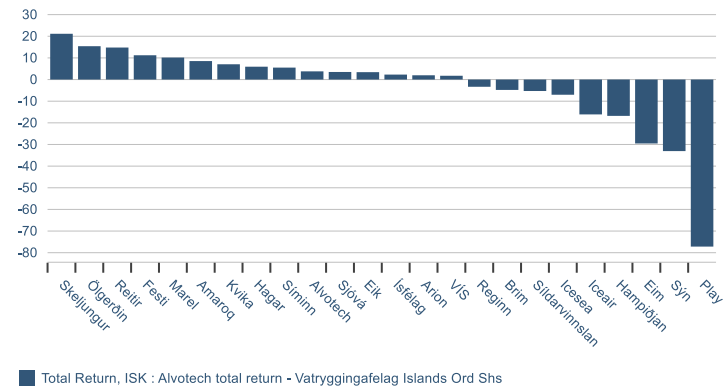
## OMX-vísitölur



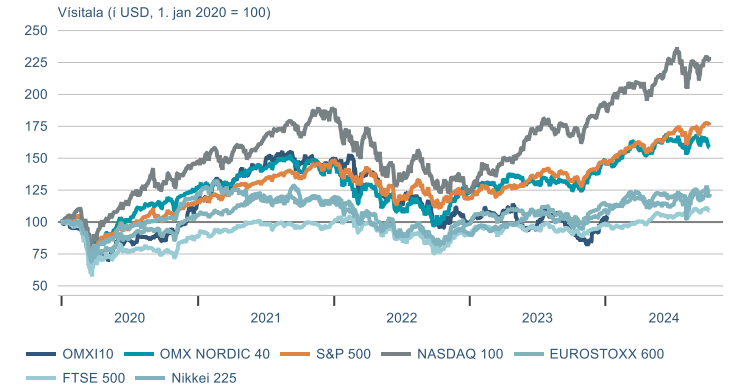
## Vix-vísitölur



## Það sem af er ári

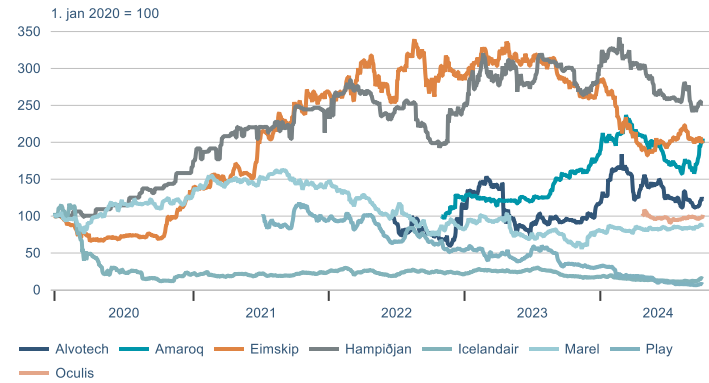


## Hlutabréfavísitölur



# Hlutabréf

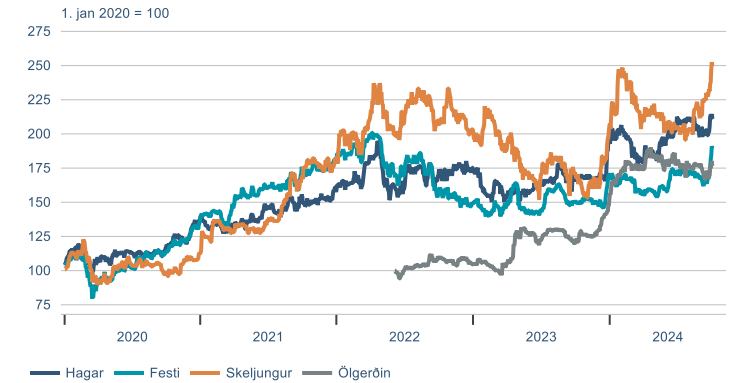
## Félög með tekjur í erlendri mynt



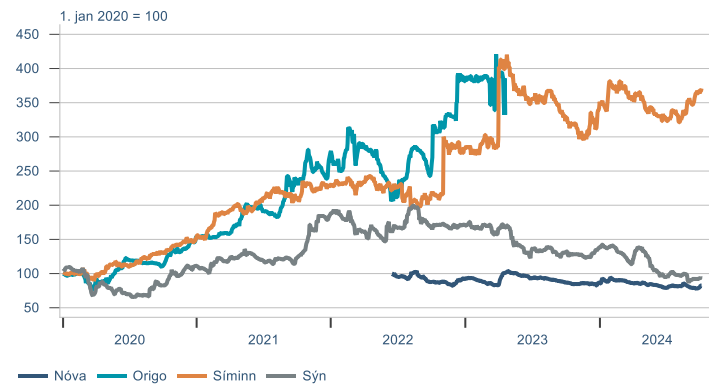
## Útvegsfyrirtæki



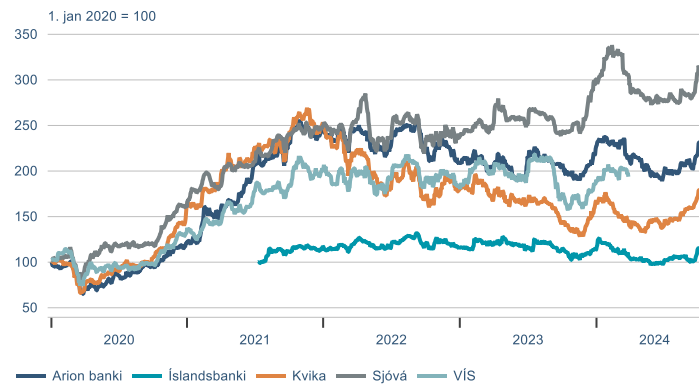
## Heild- og smásala



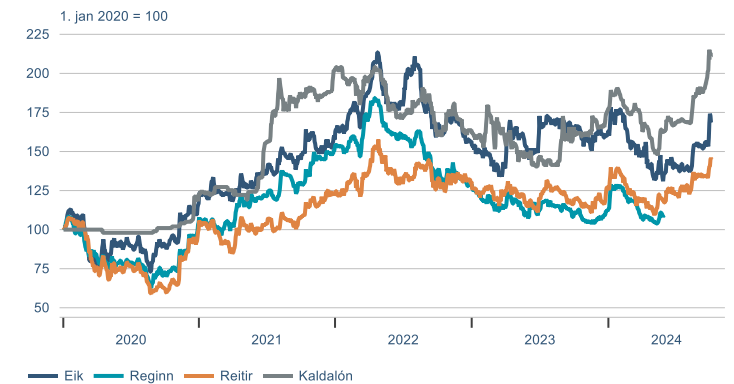
## Tæknifyrirtæki



## Fjármálfyrirtæki

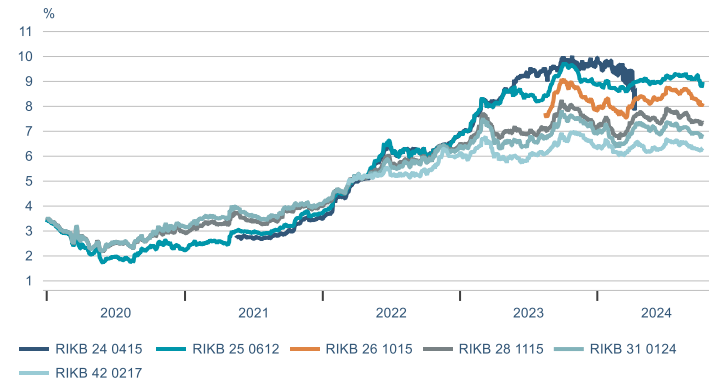


## Fasteignafélög

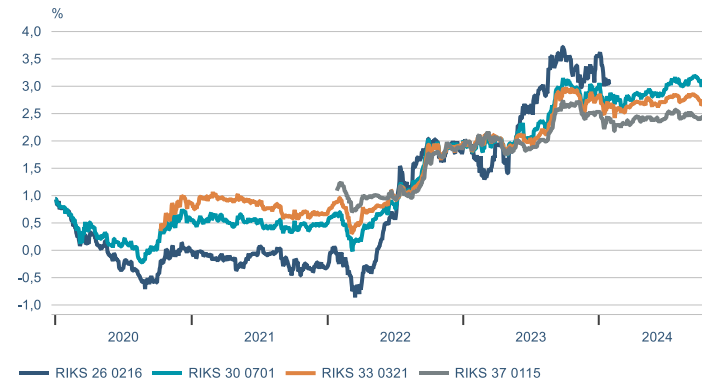


# Skuldabréf

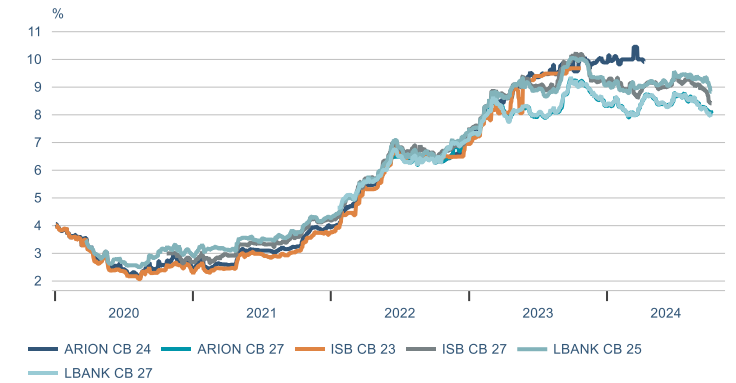
## Óverðtryggð ríkisbréf



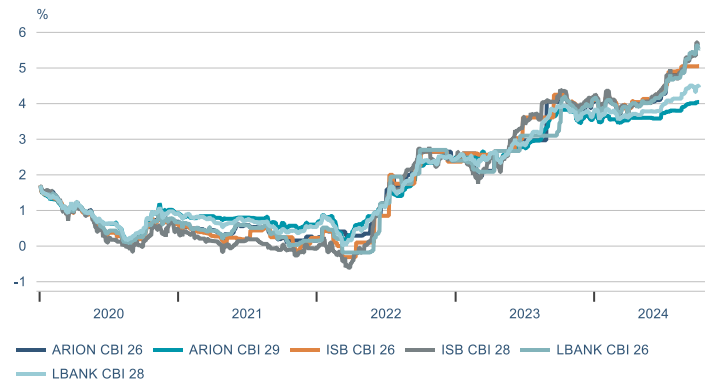
## Verðtryggð ríkisbréf



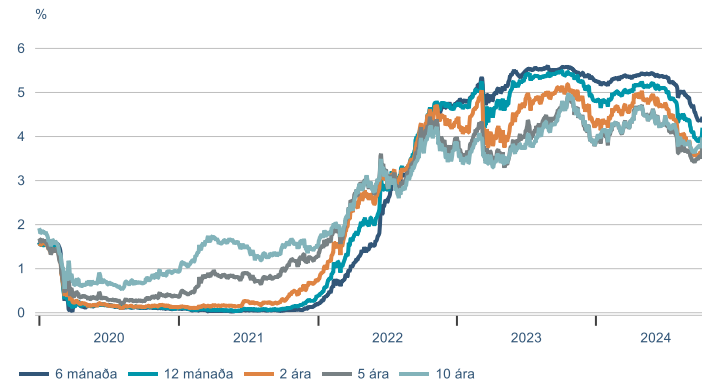
## Sértryggð skuldabréf - óverðtryggð



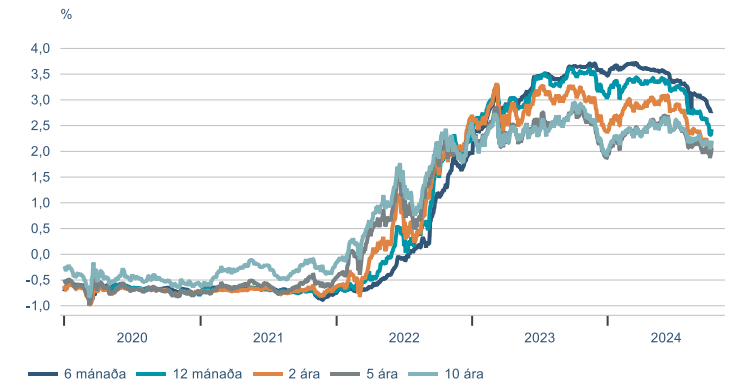
## Sértryggð skuldabréf - verðtryggð



## Bandarísk ríkisskuldabréf



## Þýsk ríkisskuldabréf

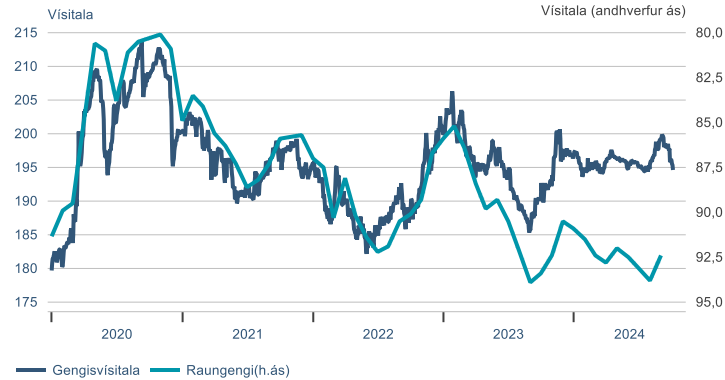


# Gjaldeyrir

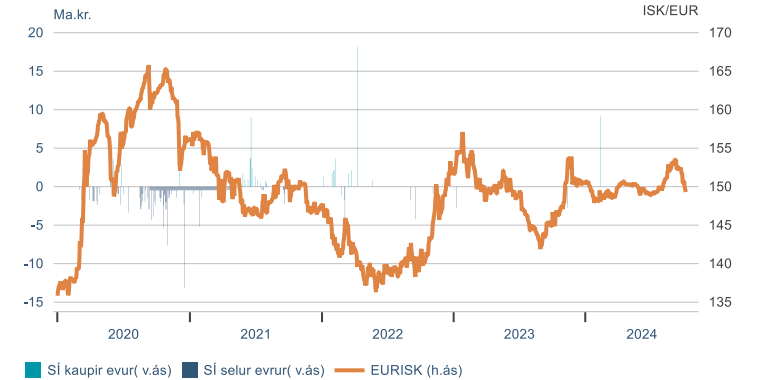
## Gengi krónunnar



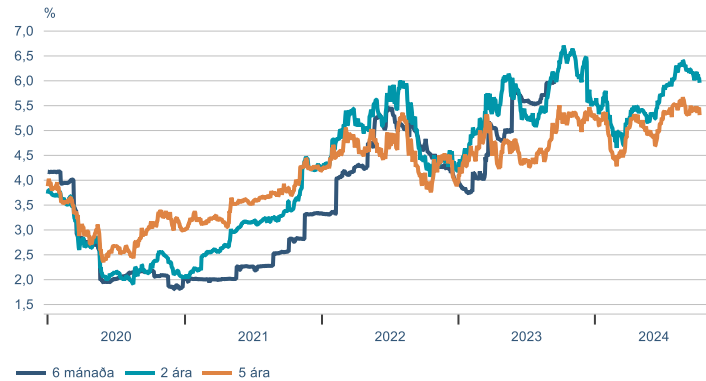
## Gengisvísitala



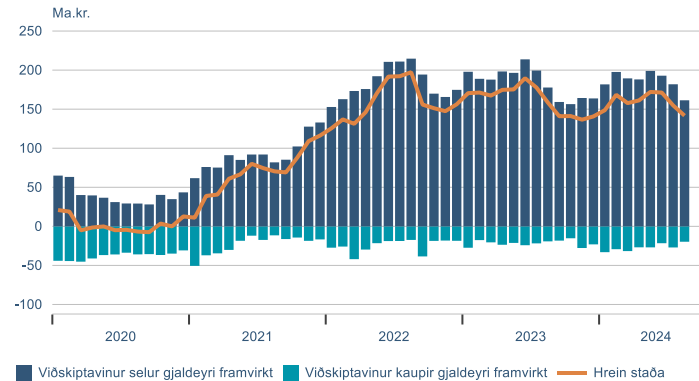
## Inngrip SÍ



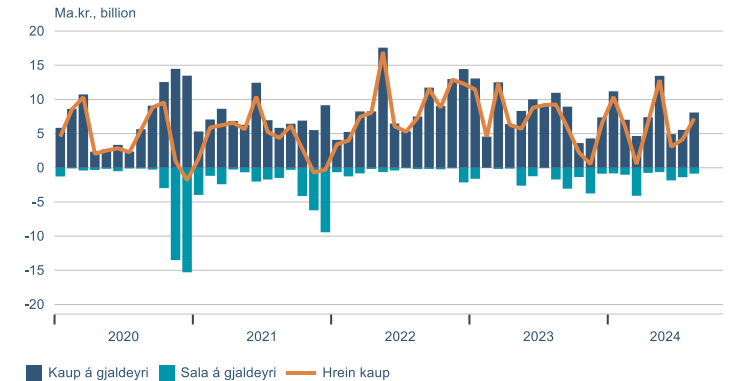
## Vaxtamanur við evru



## Staða framvirkra samninga með gjaldeyri

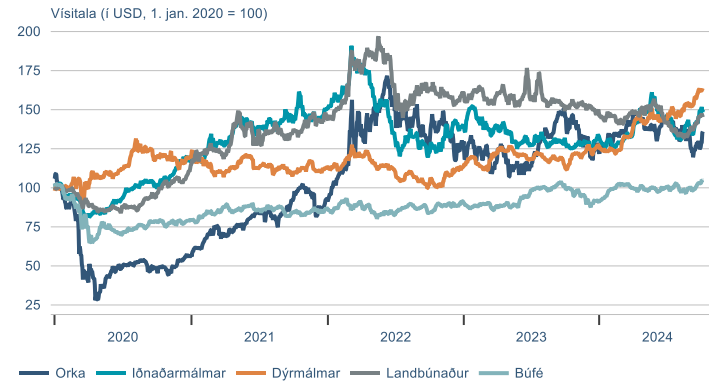


## Gjaldeyrivíðskipti lífeyrissjóða



# Hrávörur

## S&P GSCI hrávörusvísitölur



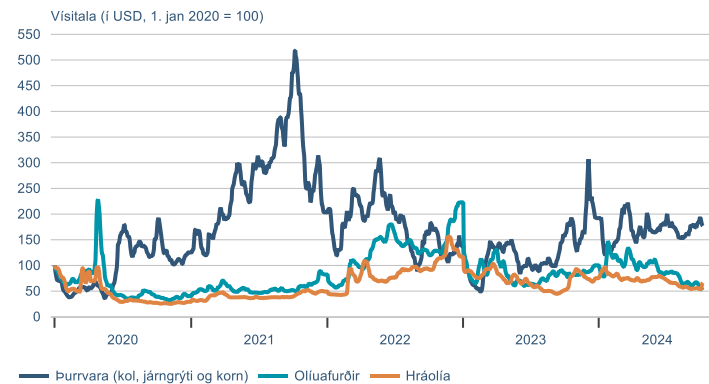
## Álverð



## Heimsmarkaðsverð á olíu



## Baltic exchange flutningsvísitölur





Hlutabréf		ávöxtun			
		Áramót	1M	3M	12M
OMXI15	2301,6	-6,4%	0,2%	0,5%	-5,9%
OMXI15GI	2963,7	-4,0%	0,2%	0,5%	-3,6%
Alvotech	1575,0	-0,6%	-1,9%	-17,8%	18,9%
Amaroq	105,5	-12,1%	-0,9%	-15,6%	10,1%
Eimskip	352,0	-23,0%	-3,0%	0,0%	-28,6%
Hampiðjan	116,5	-16,8%	-2,1%	-4,5%	-18,2%
Icelandair	0,87	-34,8%	2,8%	-12,1%	-53,1%
Marel	492,0	7,0%	-2,0%	0,0%	4,6%
Oculus	1667,5		3,6%	2,9%	
Play	1,70	-78,2%	-11,9%	-43,3%	-86,2%
Brim	75,7	-7,1%	5,7%	9,7%	0,3%
Iceland Seafood	5,0	-12,3%	-2,9%	-4,8%	-10,7%
Ísfélag	153,4	-2,5%	1,2%	2,8%	
Síldarvinnslan	95,5	-6,5%	3,5%	12,7%	-13,2%
Festi	204,0	1,1%	-1,0%	6,3%	10,5%
Hagar	81,0	4,3%	-4,7%	2,9%	18,3%
Skeljungur	16,3	7,0%	5,8%	4,5%	23,6%
Ölgerðin	17,7	19,3%	0,0%	-2,2%	41,0%
Nova	3,7	-7,7%	-1,6%	-4,1%	-11,7%
Síminn	10,0	2,5%	6,4%	5,3%	2,5%
Sýn	30,8	-35,2%	-8,3%	-14,4%	-32,2%
Arion	139,0	-3,0%	4,1%	6,1%	4,6%
Íslandsbanki	99,4	-5,0%	-3,5%	4,4%	-9,5%
Kvika	16,4	-5,6%	6,0%	8,4%	-3,1%
Sjóvá	37,6	-1,2%	2,7%	2,7%	14,9%
Skagi	14,6	-12,1%	-2,7%	-7,0%	-20,4%
Eik	11,0	0,8%	8,9%	12,8%	-3,3%
Heimar	28,0	16,7%	12,0%	20,2%	12,9%
Kaldalón	18,8	7,2%	12,6%	16,6%	11,9%
Reitir	90,0	9,2%	5,3%	14,6%	12,5%

Leiðrétt fyrir arðgreiðslum

Ríkisskuldabréf		krafa	verð	meðalt.	ávöxtun			
					áramót	1M	3M	12M
RIKB 25 0612		9,22%	99,1	0,8	5,6%	0,8%	2,0%	8,9%
RIKB 26 1015		8,44%	96,8	1,9	4,1%	0,8%	1,6%	7,7%
RIKB 27 0415		8,19%	99,5	2,4		0,8%	1,5%	
RIKB 28 1115		7,42%	91,5	3,7	3,6%	1,1%	1,8%	7,3%
RIKB 31 0124		6,93%	97,8	5,2	4,5%	1,1%	2,0%	7,9%
RIKB 35 0917		6,68%	102,5	7,6	4,2%	0,4%	1,5%	
RIKB 42 0217		6,43%	80,1	11,4	3,0%	0,7%	-0,2%	5,9%
RIKS 26 0216		5,07%	95,1	1,4	4,8%	0,0%	0,5%	7,3%
RIKS 30 0701		3,14%	100,6	5,4	5,6%	0,1%	0,7%	6,9%
RIKS 33 0321		2,85%	101,1	7,6	5,9%	-0,4%	0,7%	7,0%
RIKS 37 0115		2,51%	84,2	11,5	6,5%	-0,5%	1,1%	8,7%

Gjaldeyri		ávöxtun			
		áramót	1M	3M	12M
GVT	199,7	1,5%	1,9%	2,0%	6,8%
EUR	153,5	2,0%	2,0%	2,4%	7,3%
USD	138,9	2,0%	0,0%	0,7%	4,8%
GBP	182,2	5,2%	2,9%	3,5%	8,9%
DKK	20,6	1,9%	2,0%	2,4%	7,2%
SEK	13,5	-0,8%	3,5%	2,1%	11,9%
NOK	13,0	-2,9%	3,1%	-0,3%	4,5%
CHF	163,4	0,5%	2,4%	5,7%	9,0%
JPY	0,96	-0,5%	2,7%	7,5%	5,8%

---

Þessi samantekt og/eða umfjöllun er markaðsefni ætlað til upplýsingar en ekki sem grundvöllur viðskipta. Markaðsefni þetta felur hvorki í sér fjárfestingarráðgjöf né óháða fjárfestingargreiningu. Lagakröfur sem gilda um fjárfestingarráðgjöf og fjárfestingargreiningu eiga því ekki við, þ.m.t. bann við viðskiptum fyrir dreifingu.

Upplýsingar um þróun gengis innlendra hlutabréfa, skuldabréfa og/eða vísitalna koma frá Nasdaq Iceland – Kauphöllinni. Á vef Landsbankans er hægt að nálgast nánari upplýsingar með því að smella á viðkomandi hlutabréf, skuldabréfaflokk eða vísitölu. Upplýsingar um þróun gengis erlendra fjármálagerna, vísitalna og/eða sjóða koma frá aðilum sem Landsbankinn hefur metið áreiðanlega. Þróun gengis í fortíð gefur ekki vísbendingu um framtíðarþróun.

Upplýsingar um fyrri árangur sjóða Landsbréfa byggja á upplýsingum frá Landsbréfum. Á vef Landsbankans er hægt að nálgast nánari upplýsingar með því að smella á heiti viðkomandi sjóðs, þ.m.t. um árangur síðastliðinna fimm ára. Upplýsingar um fyrri árangur sjóða sýna nafnávöxtun, nema annað sé tekið fram. Ef fyrri árangur sjóða byggir á erlendum gjaldmiðli getur ávöxtun aukist eða minnkað vegna gengissveiflna. Árangur í fortíð gefur ekki áreiðanlega vísbendingu um framtíðarárangur.

Verðbréfi viðskipti fela í sér áhættu og eru lesendur hvattir til að kynna sér Áhættulýsingu vegna viðskipta með fjármálagerna og Stefnu Landsbankans um hagsmunaárekstra sem finna má á vef Landsbankans.

Landsbankinn hefur starfsleyfi sem viðskiptabanki samkvæmt lögum nr. 161/2002 um fjármálafyrirtæki og sætir eftirliti Fjármálaeftirlits Seðlabanka Íslands ([www.sedlabanki.is/fjarmalaeftirlit](http://www.sedlabanki.is/fjarmalaeftirlit)).