

# Vikubyrjun 30. september 2024

---

Hagfræðideild



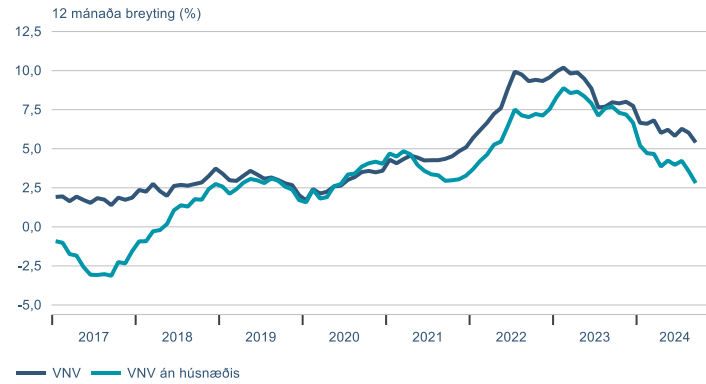
# Dagatal

Vikud.	Dag.	kl.	Viðburður	Tímabil	Birtingaraðili
mán	30. sep.	09:00	Aflaverðmæti	júl	Hagstofan
		09:00	Gistinætur	ágú	Hagstofan
		09:00	Vöruviðskipti (uppfærðar tölur)	águ	Hagstofan
		09:00	Staða markaðsverðbréfa	águ	Seðlabankinn
		09:00	Verðbréfafjárfesting Ferðapjónustan í tölum	águ sep	Seðlabankinn Ferðamálastofa
þri	1. okt.		JTUN 04 1 á gjalddaga		Jeratún
mið	2. okt.	08:30	<b>Vaxtaákvörðun</b>		<b>Seðlabankinn</b>
		09:00	Tekjuskiptingaruppgjör heimilageirans (áætlun)	2. ársfj.	Hagstofan
		09:00	Tekjuskiptingaruppgjör Útboð sértryggðra skuldabréfa (ARION CBI 24)	2022	Hagstofan Arion banki
fim	3. okt.		Helstu tölur úr leiguskrá	sep	HMS
fös	4. okt.	09:00	Lífeyrissjóðir	sep	Seðlabankinn
			Útboð ríkisbréfa		Lánamál ríkisins
			Helstu tölur úr leigumarkaðskönnun		HMS

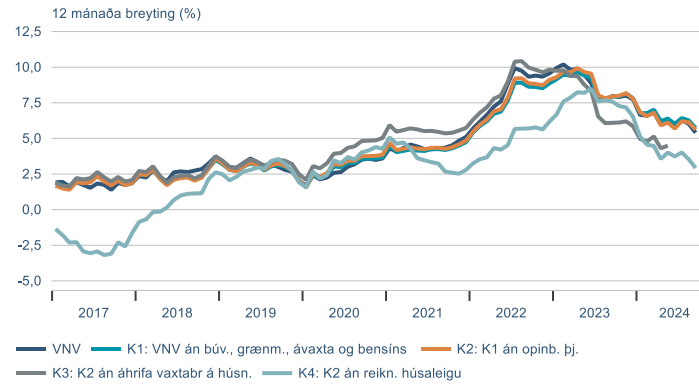
▶ Efnahagsmál

# Verðlag

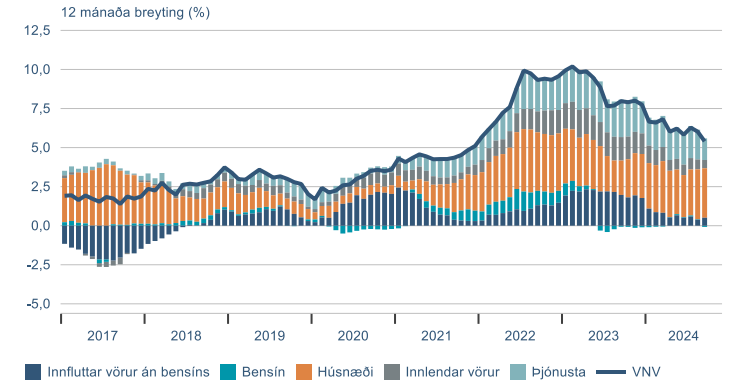
## Visitala neysluverðs



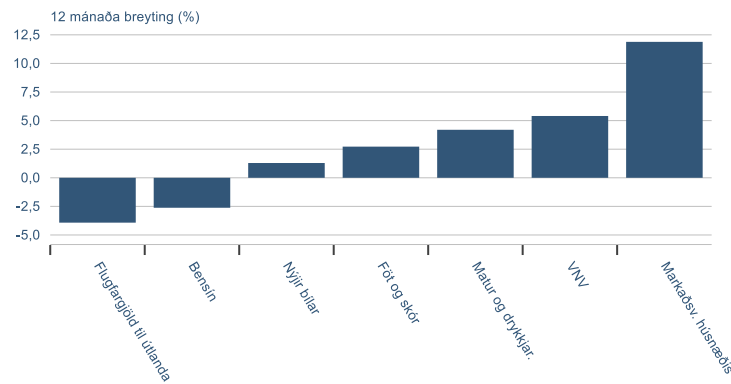
## Kjarnavísitölur



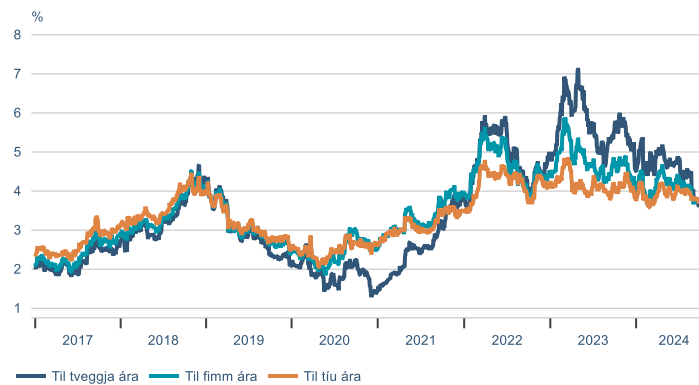
## Eftir eðli og uppruna



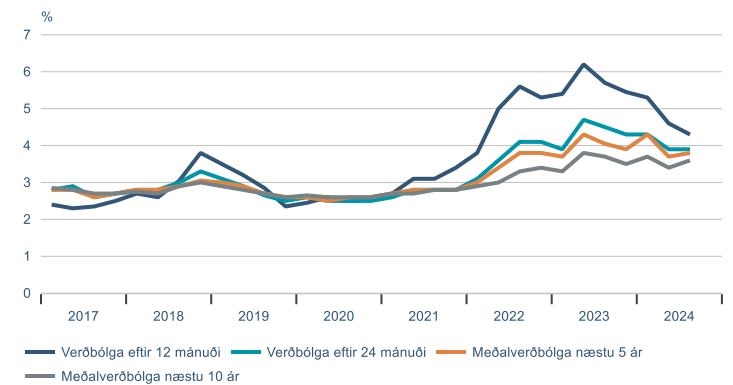
## Valdir undirliðir



## Verðbólguálag á skuldabréfamarkaði

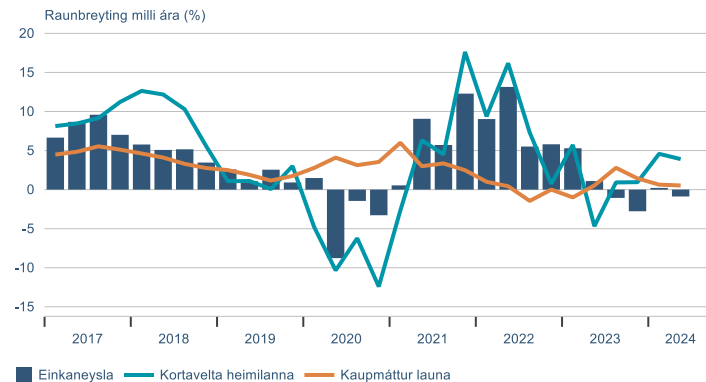


## Væntingakönnun markaðsaðila

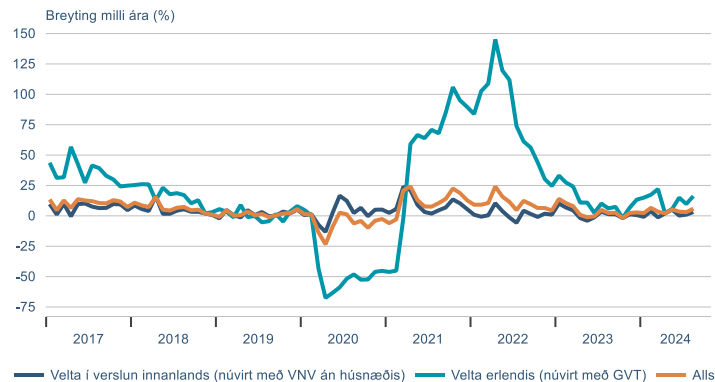


# Heimilin

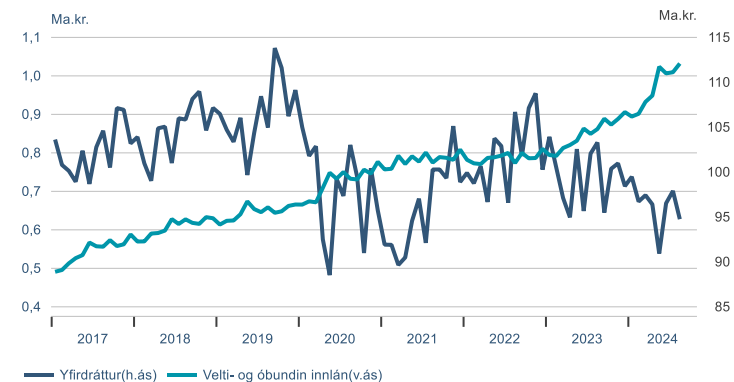
## Einkaneysla, kortavelta og laun



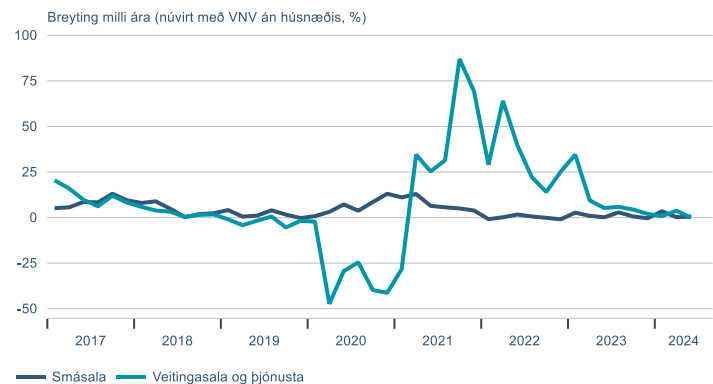
## Greiðslukortavelta



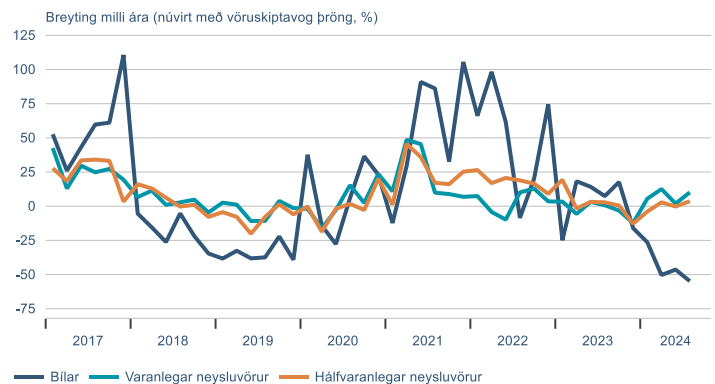
## Innlán og yfirdráttur heimilanna



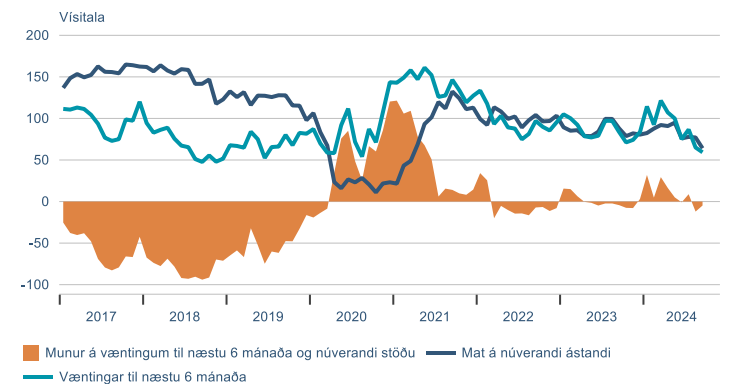
## Velta skv. VSK-skýrslum



## Innflutningur

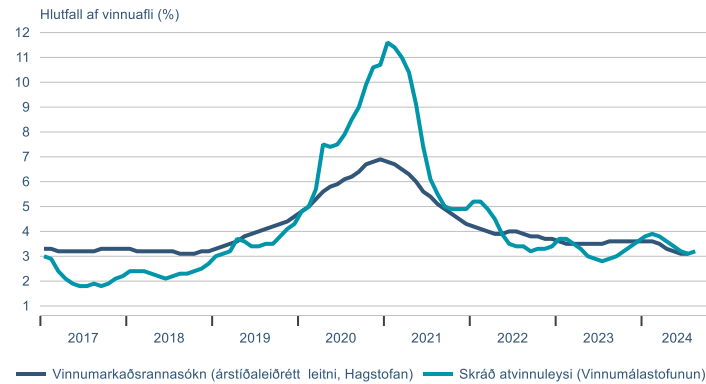


## Væntingavísitala

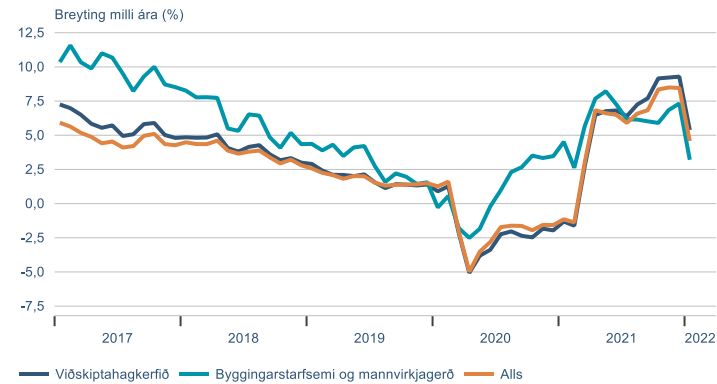


# Vinnumarkaðurinn

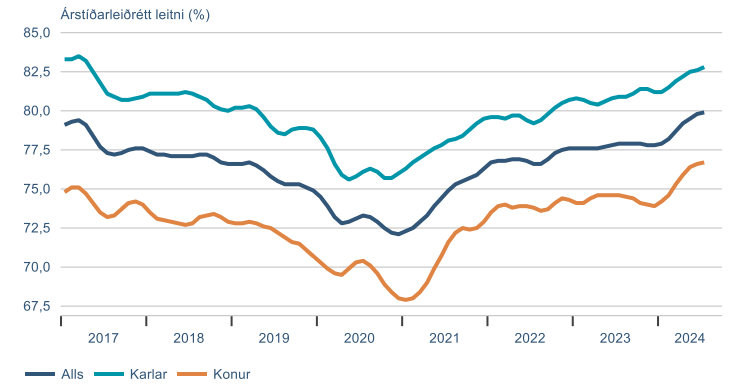
## Atvinnuleysi



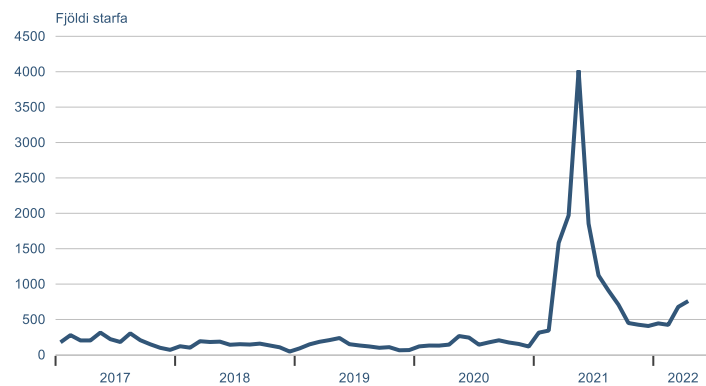
## Fjöldi launagreiðenda



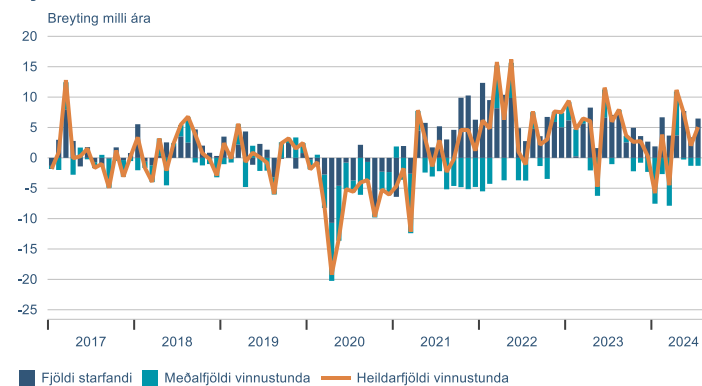
## Atvinnupáttaka



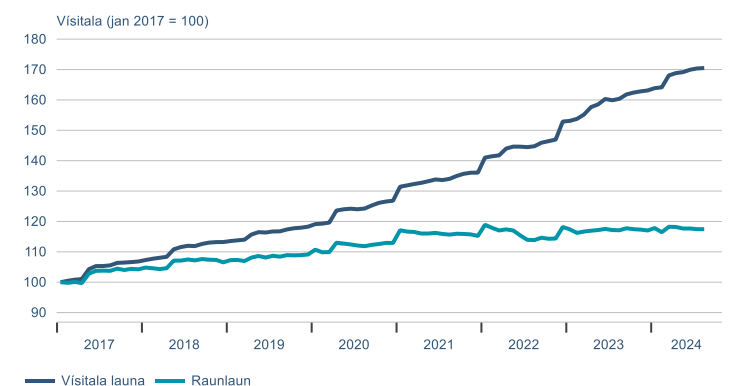
## Laus störf



## Fjöldi vinnustunda

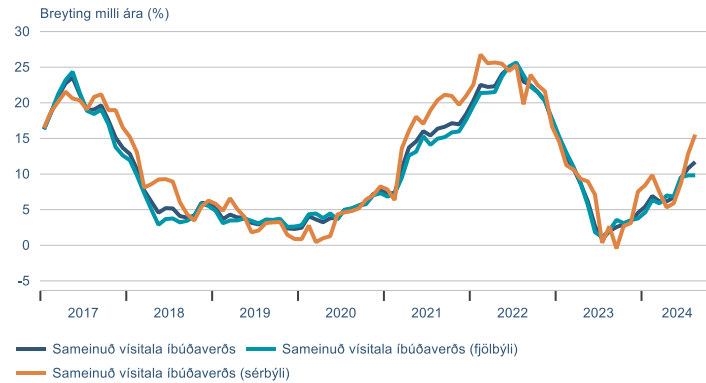


## Laun

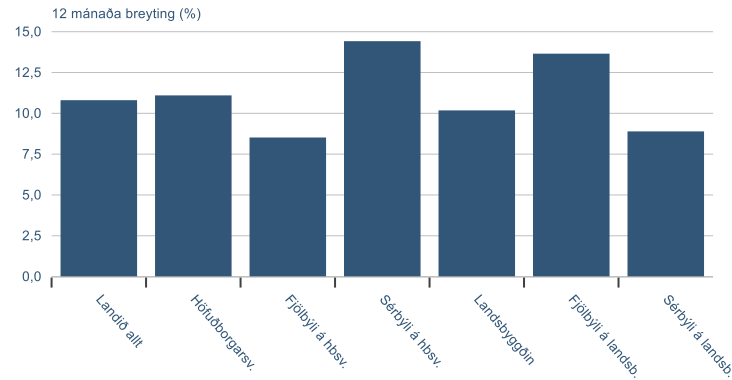


# Fasteignamarkaðurinn

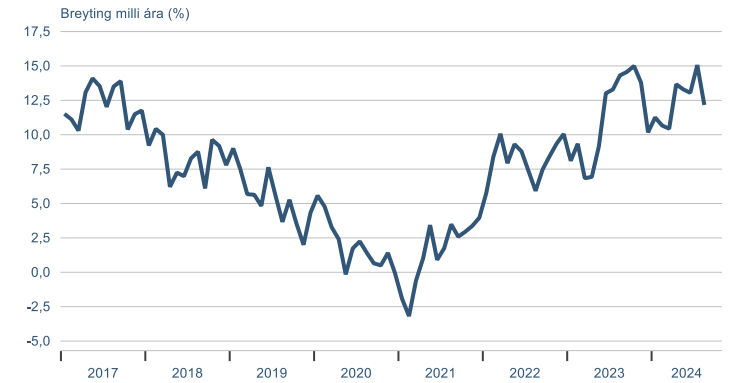
## Visitala íbúðaverðs



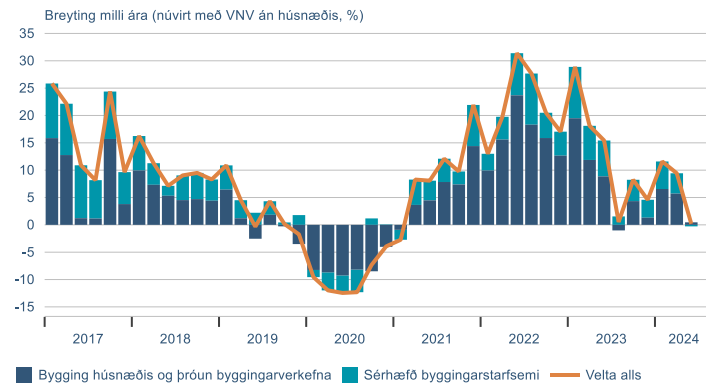
## Eftir tegund húsnæðis



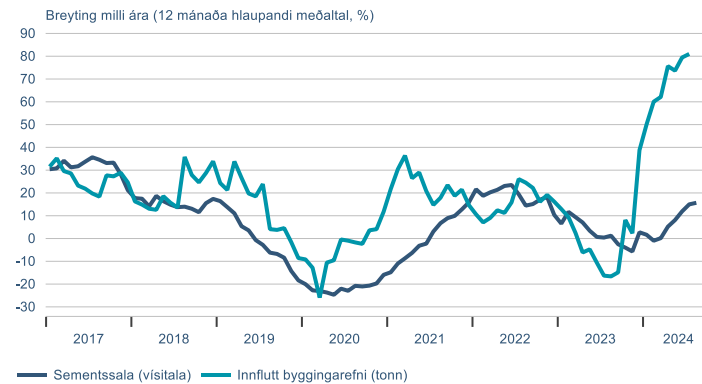
## Visitala leiguverðs



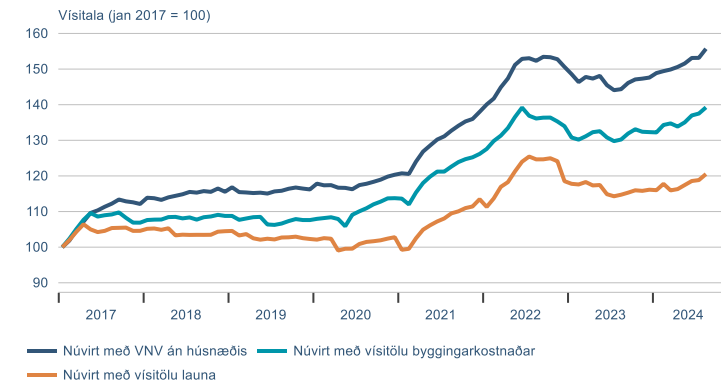
## Velta í byggingariðnaði



## Byggingavörur

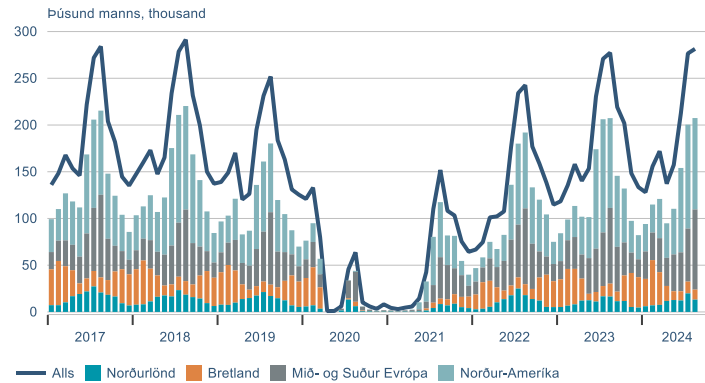


## Visitala íbúðaverðs á móti undirliggjandi hagstærðum

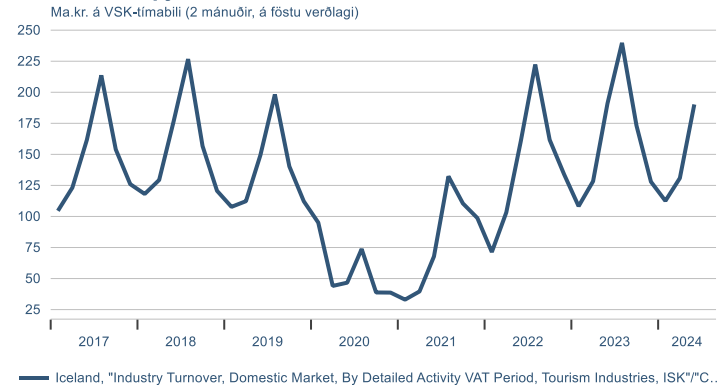


# Ferðaþjónustan

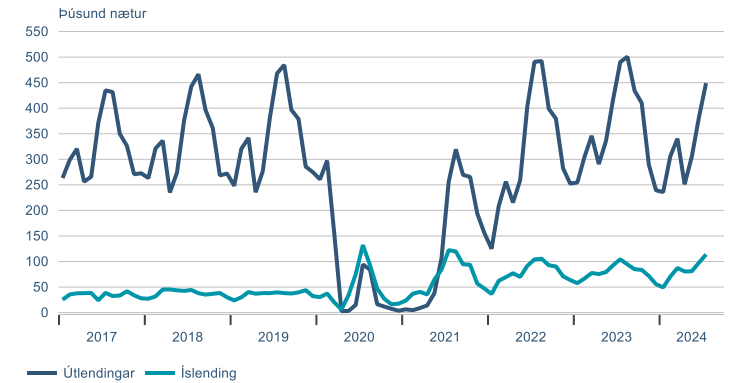
## Erlendir ferðamenn um Leifstöð



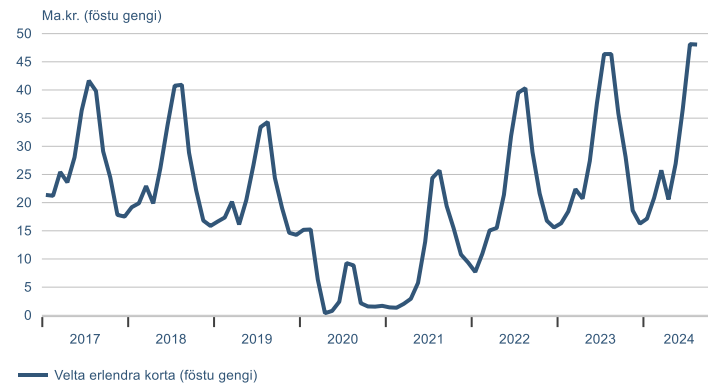
## Velta í ferðaþjónustu



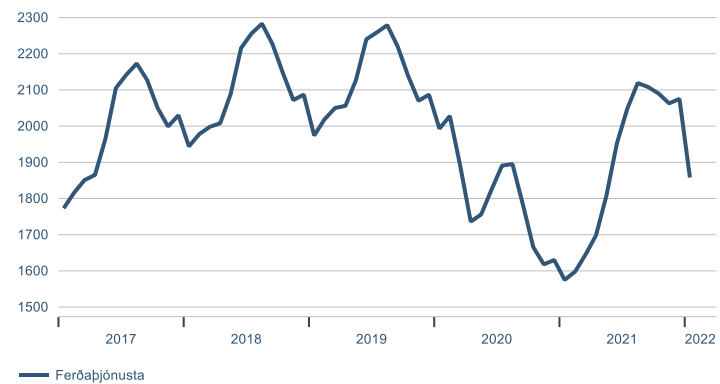
## Gistinætur á hótélum



## Velta erlendra greiðslukorta



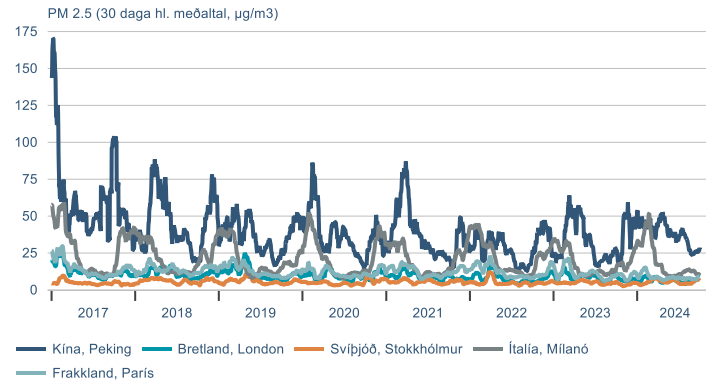
## Fjöldi launagreiðenda í ferðaþjónustu



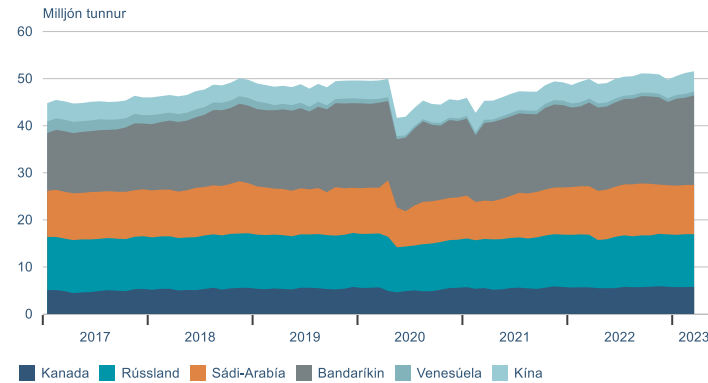


# Sjálfbærni

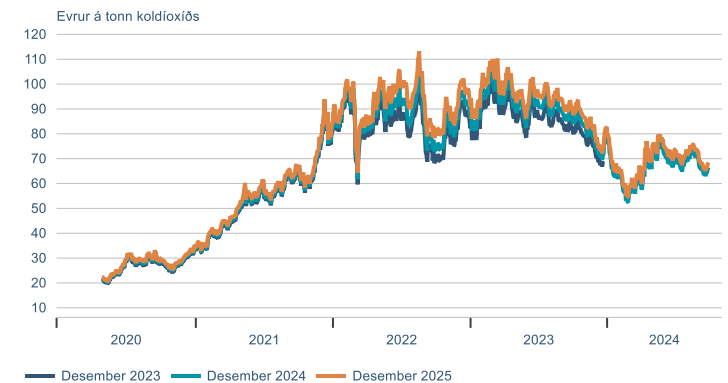
## Magn svifryks



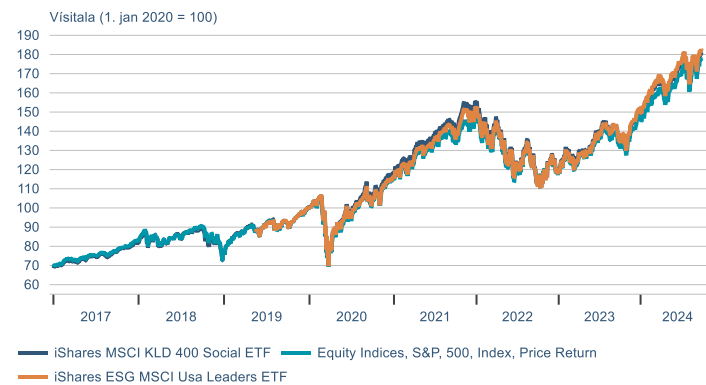
## Framleiðsla hráolíu



## EUA Losunarheimildir innan ETS viðskiptakerfisins



## UFS Hlutabréfavisitölur og S&P 500

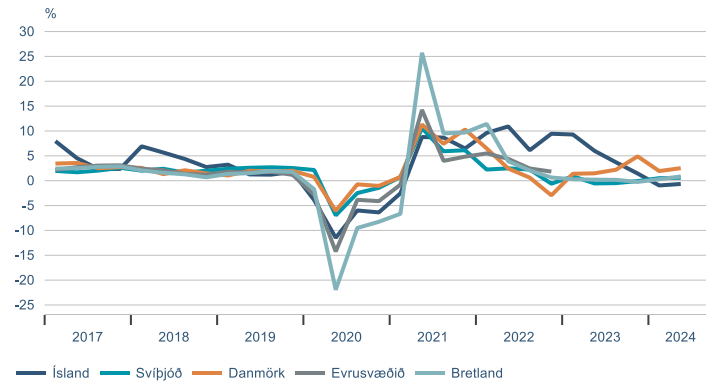


## Hlutabréfavisitölur orkufyrirtækja (hluti af Eurofirst 300)

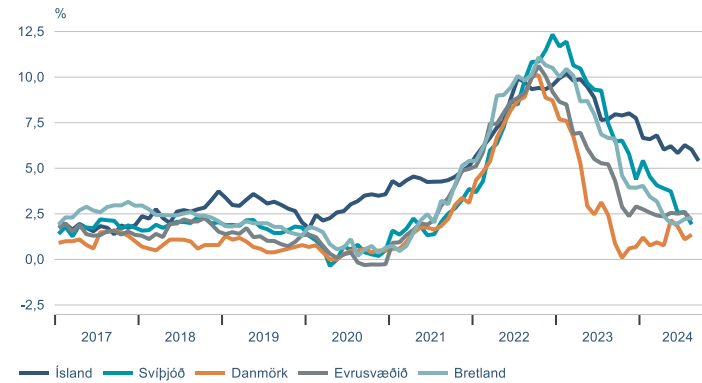


# Alþjóðlegur samanburður

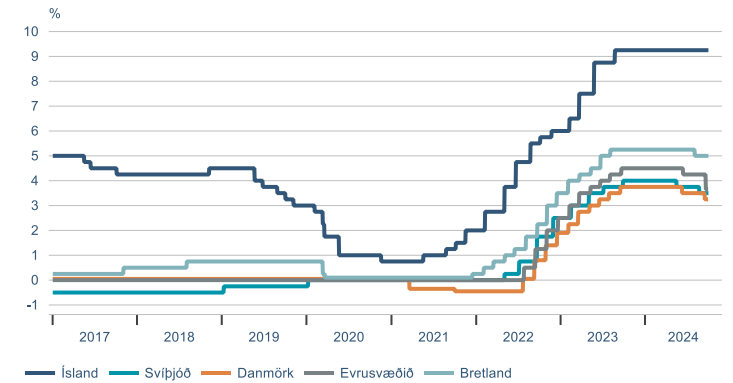
## Hagvöxtur



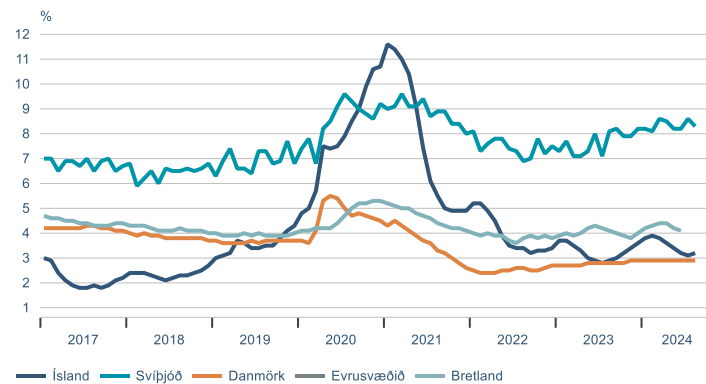
## Verðbólga



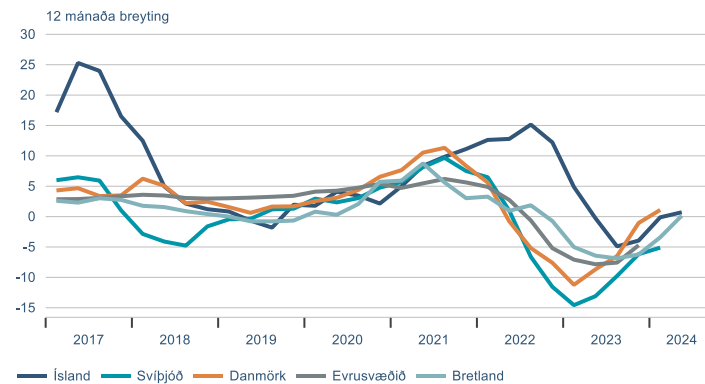
## Stýrivextir



## Atvinnuleysi



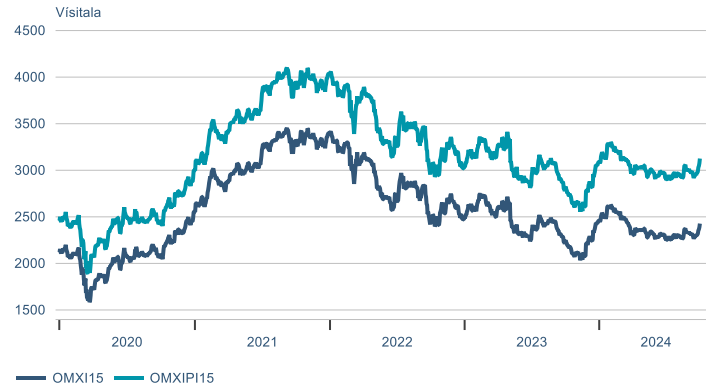
## Rauverð íbúða



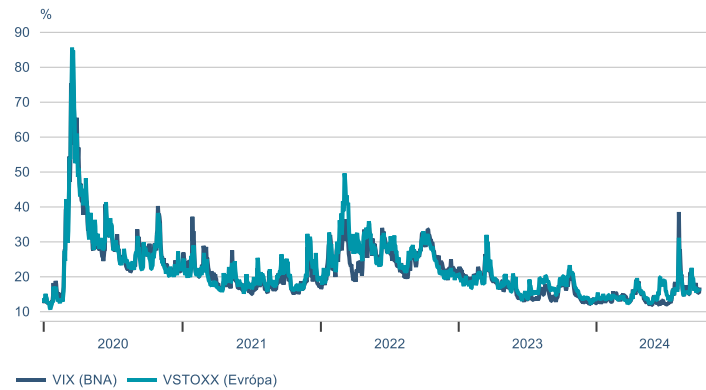
## ► Fjármálamarkaðir

# Hlutabréf

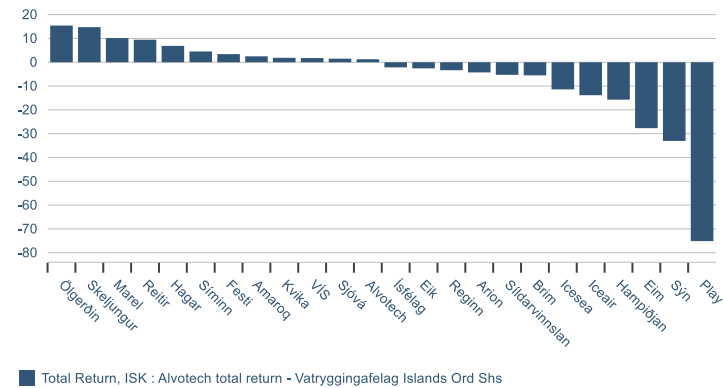
## OMX-vísitölur



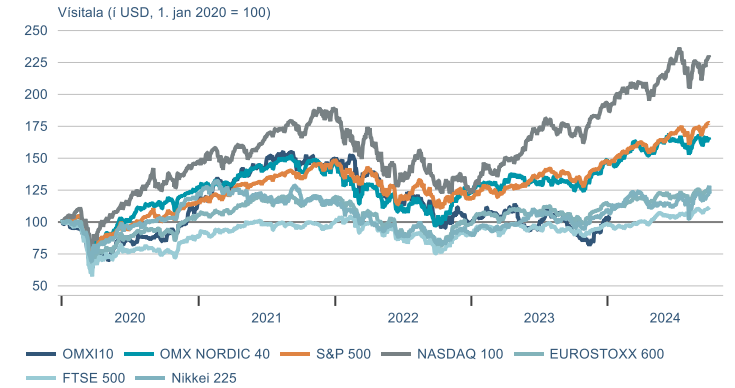
## Vix-vísitölur



## Það sem af er ári

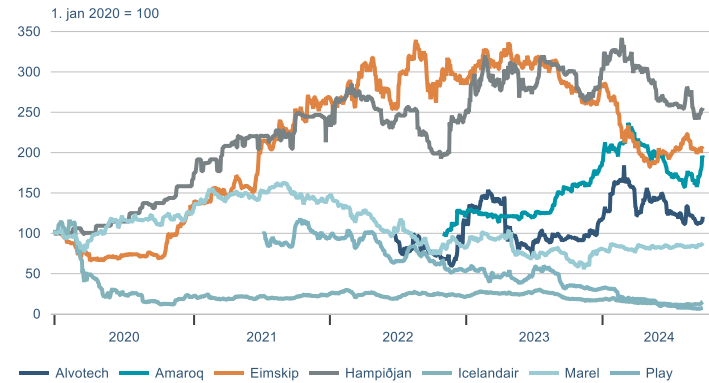


## Hlutabréfavísitölur



# Hlutabréf

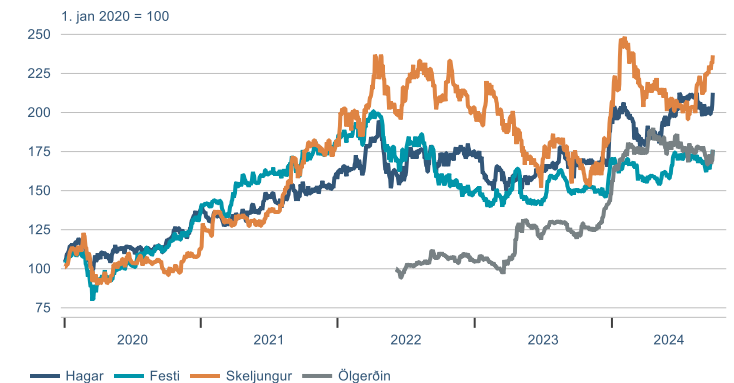
## Félög með tekjur í erlendri mynt



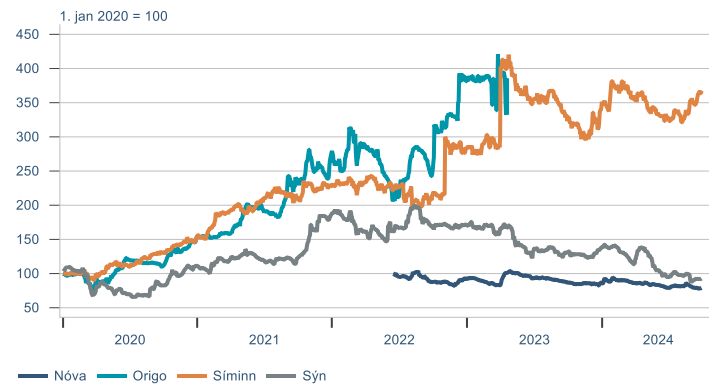
## Útvegsfyrirtæki



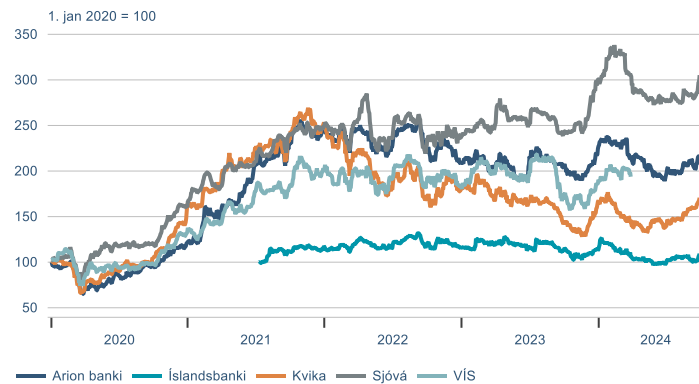
## Heild- og smásala



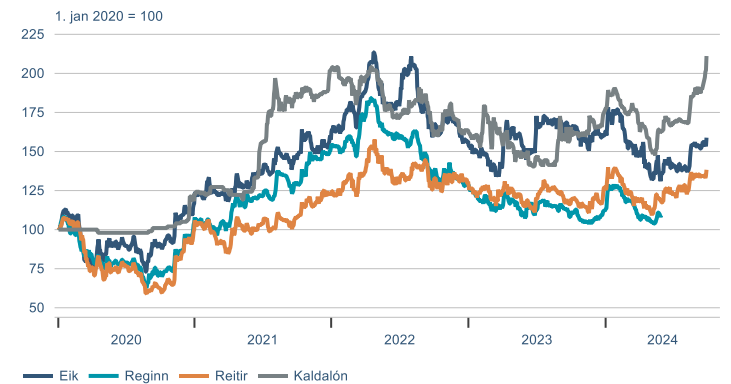
## Tæknifyrirtæki



## Fjármálafyrirtæki

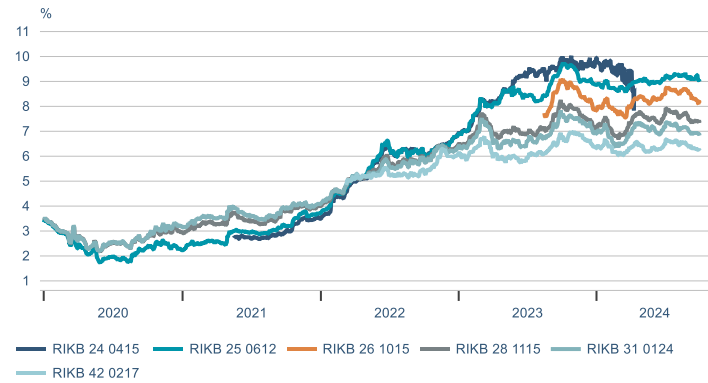


## Fasteignafélög

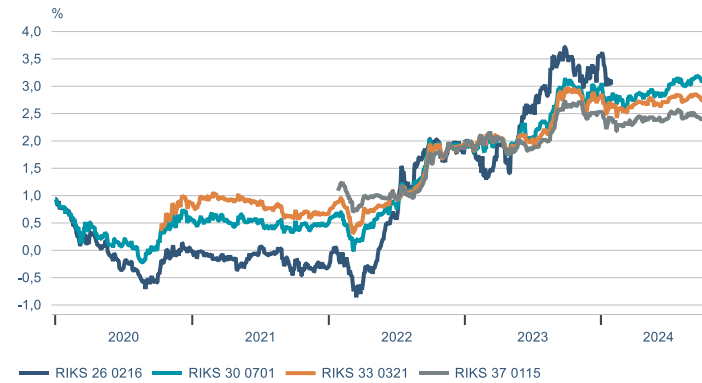


# Skuldabréf

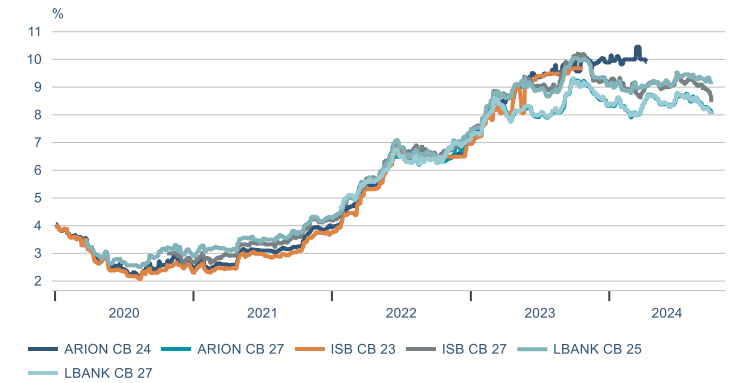
## Óverðtryggð ríkisbréf



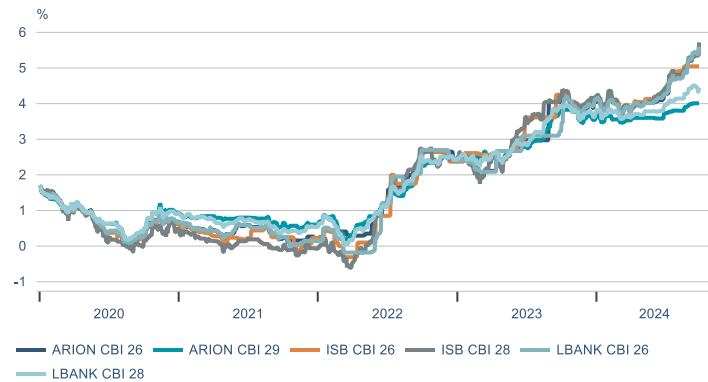
## Verðtryggð ríkisbréf



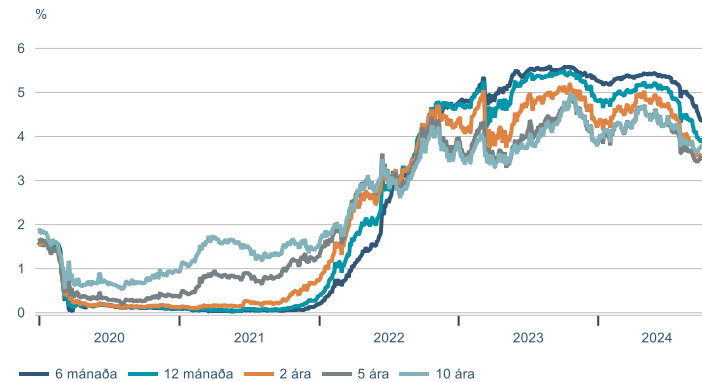
## Sértryggð skuldabréf - óverðtryggð



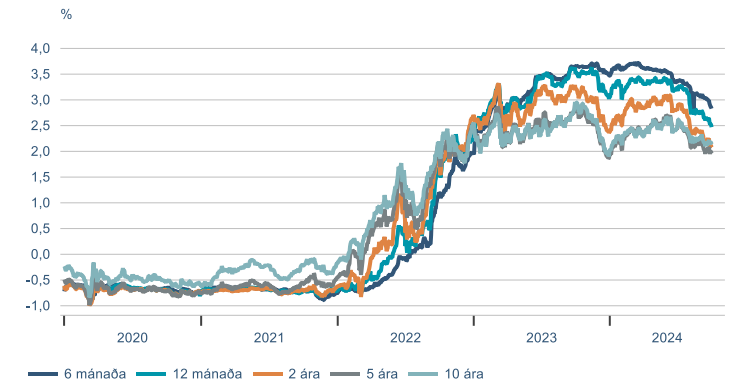
## Sértryggð skuldabréf - verðtryggð



## Bandarísk ríkisskuldabréf

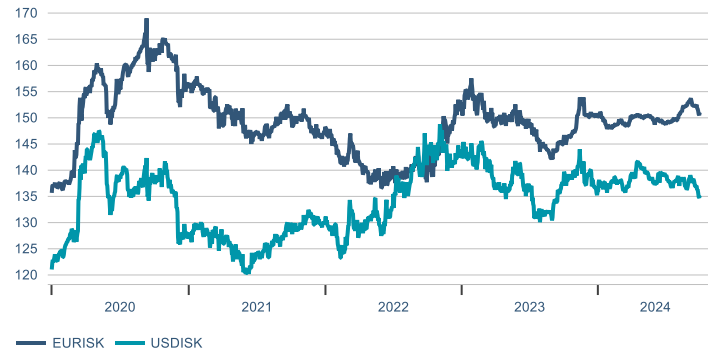


## Þýsk ríkisskuldabréf

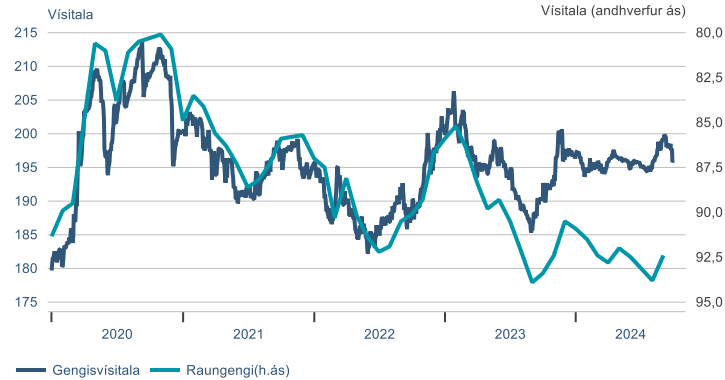


# Gjaldeyrir

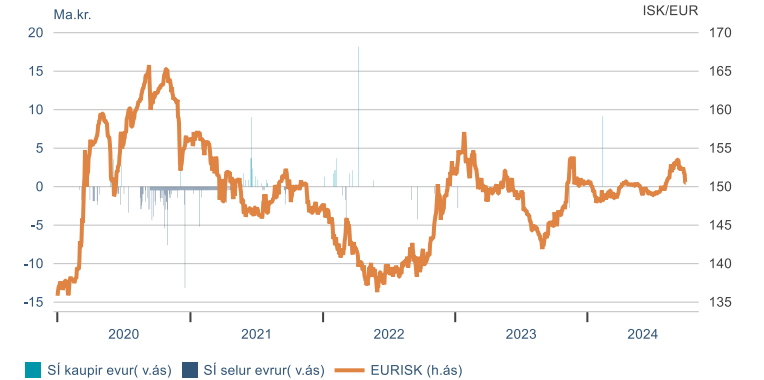
## Gengi krónunnar



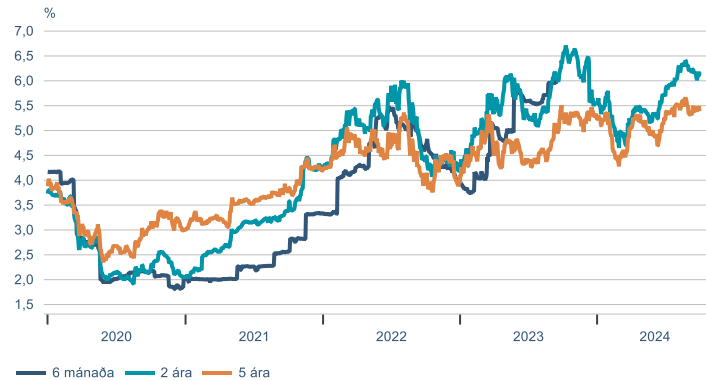
## Gengisvísitala



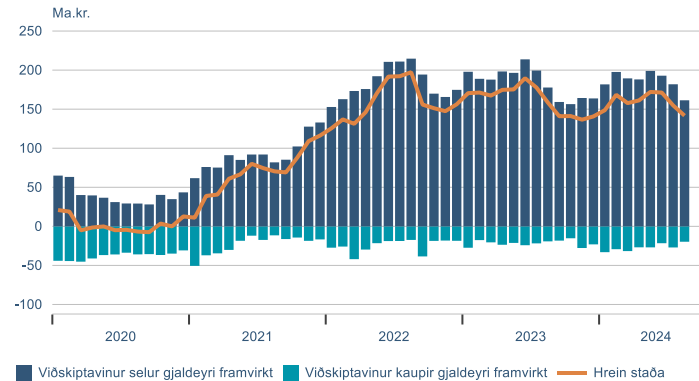
## Inngrip SÍ



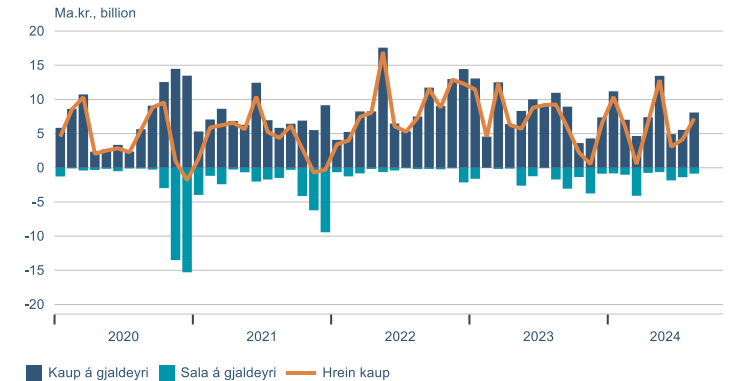
## Vaxtamanur við evru



## Staða framvirkra samninga með gjaldeyri

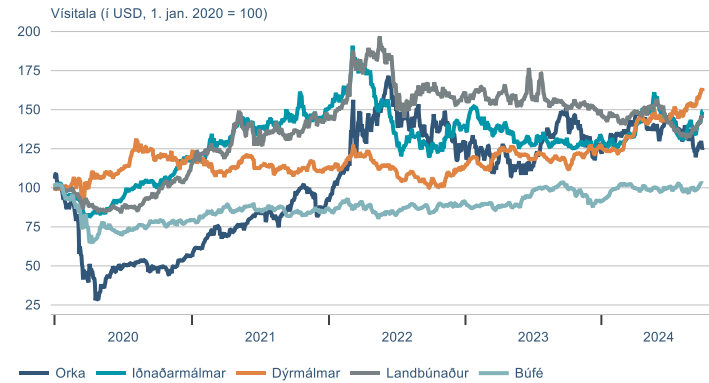


## Gjaldeyrivíðskipti lífeyrissjóða

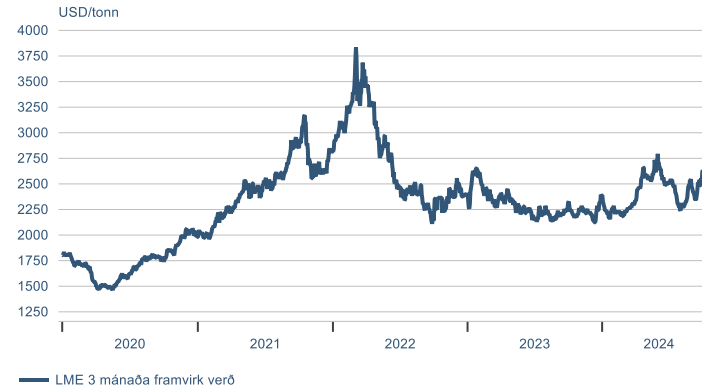


# Hrávörur

## S&P GSCI hrávöruvísitölur



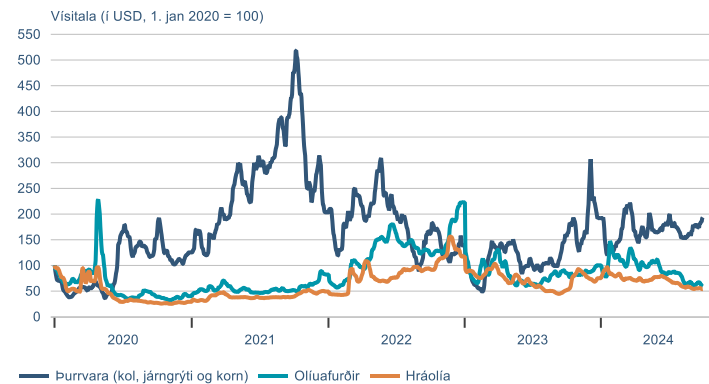
## Álverð



## Heimsmarkaðsverð á olíu



## Baltic exchange flutningsvísitölur





Hlutabréf		ávöxtun			
		Áramót	1M	3M	12M
OMXI15	2427,5	-1,2%	4,0%	7,2%	8,8%
OMXI15GI	3125,9	1,2%	4,0%	7,2%	11,5%
Alvotech	1605,0	1,3%	-1,2%	-3,6%	27,9%
Amaroq	123,0	2,5%	11,8%	10,8%	24,2%
Eimskip	350,0	-23,4%	-4,9%	3,6%	-23,1%
Hampiðjan	118,0	-15,7%	-6,5%	-1,3%	-14,5%
Icelandair	1,15	-13,9%	28,1%	22,3%	-20,7%
Marel	520,0	13,1%	5,3%	5,1%	31,2%
Play	1,94	-75,1%	6,0%	-26,0%	-77,3%
Brim	79,0	-3,1%	1,3%	10,0%	9,5%
Iceland Seafood	5,1	-11,4%	1,0%	-4,7%	-9,8%
Ísfélag	154,0	-2,2%	-2,4%	-1,4%	
Síldarvinnslan	98,5	-3,5%	0,0%	5,9%	-5,8%
Festi	212,0	5,0%	3,4%	2,9%	18,9%
Hagar	85,5	10,1%	3,0%	5,6%	31,4%
Skeljungur	17,9	17,5%	7,2%	15,5%	40,9%
Ölgerðin	17,6	18,6%	0,0%	-5,4%	49,5%
Nova	3,7	-8,7%	-4,7%	-0,5%	-9,2%
Síminn	10,4	6,6%	8,3%	11,5%	13,7%
Sýn	31,8	-33,1%	-6,5%	-3,6%	-29,0%
Arion	145,5	1,6%	5,4%	13,7%	13,1%
Íslandsbanki	106,5	1,8%	3,4%	9,1%	2,7%
Kvika	17,7	1,9%	10,1%	24,0%	18,2%
Sjóvá	40,6	6,7%	6,8%	9,7%	34,2%
Skagi	17,1	3,0%	15,5%	12,5%	15,5%
Eik	11,4	4,5%	2,7%	14,0%	4,5%
Heimar	31,0	29,2%	9,2%	25,0%	34,8%
Kaldalón	20,9	19,2%	12,4%	26,7%	34,0%
Reitir	92,5	12,2%	3,4%	12,1%	22,0%

Leiðrétt fyrir arðgreiðslum

Ríkisskuldabréf		krafa	verð	meðalt.	ávöxtun			
					áramót	1M	3M	12M
RIKB 25 0612		9,00%	99,3	0,7	6,4%	0,9%	2,3%	10,0%
RIKB 26 1015		8,15%	97,5	1,8	5,2%	1,6%	2,7%	10,9%
RIKB 27 0415		7,91%	100,1	2,3		1,7%	2,8%	
RIKB 28 1115		7,35%	91,9	3,6	4,4%	1,7%	2,9%	11,6%
RIKB 31 0124		6,83%	98,3	5,1	5,5%	2,0%	3,3%	13,0%
RIKB 35 0917		6,42%	104,5	8,1	6,7%	3,0%	4,5%	
RIKB 42 0217		6,24%	81,9	11,5	5,6%	3,0%	4,4%	14,9%
RIKS 26 0216		5,32%	95,0	1,4	4,9%	-0,5%	0,2%	7,7%
RIKS 30 0701		3,11%	100,7	5,3	6,1%	0,0%	1,0%	9,3%
RIKS 33 0321		2,75%	101,9	7,5	7,0%	0,8%	1,5%	10,8%
RIKS 37 0115		2,43%	85,0	11,5	7,7%	0,9%	1,6%	12,3%

Gjaldeyri		ávöxtun			
		áramót	1M	3M	12M
GVT	196,2	-0,3%	-1,3%	0,5%	3,2%
EUR	150,7	0,1%	-1,6%	1,2%	4,0%
USD	135,1	-0,8%	-1,5%	-3,0%	-1,8%
GBP	180,8	4,4%	-0,3%	2,7%	8,3%
DKK	20,2	0,1%	-1,5%	1,2%	4,0%
SEK	13,4	-1,4%	-0,7%	1,8%	7,3%
NOK	12,8	-4,3%	-1,9%	-1,9%	0,5%
CHF	160,0	-1,6%	-1,4%		6,9%
JPY	0,94	-1,9%	-0,6%	8,8%	2,4%

---

Þessi samantekt og/eða umfjöllun er markaðsefni ætlað til upplýsingar en ekki sem grundvöllur viðskipta. Markaðsefni þetta felur hvorki í sér fjárfestingarráðgjöf né óháða fjárfestingargreiningu. Lagakröfur sem gilda um fjárfestingarráðgjöf og fjárfestingargreiningu eiga því ekki við, þ.m.t. bann við viðskiptum fyrir dreifingu.

Upplýsingar um þróun gengis innlendra hlutabréfa, skuldabréfa og/eða vísitalna koma frá Nasdaq Iceland – Kauphöllinni. Á vef Landsbankans er hægt að nálgast nánari upplýsingar með því að smella á viðkomandi hlutabréf, skuldabréfaflokk eða vísitölu. Upplýsingar um þróun gengis erlendra fjármálagerna, vísitalna og/eða sjóða koma frá aðilum sem Landsbankinn hefur metið áreiðanlega. Þróun gengis í fortíð gefur ekki vísbendingu um framtíðarþróun.

Upplýsingar um fyrri árangur sjóða Landsbréfa byggja á upplýsingum frá Landsbréfum. Á vef Landsbankans er hægt að nálgast nánari upplýsingar með því að smella á heiti viðkomandi sjóðs, þ.m.t. um árangur síðastliðinna fimm ára. Upplýsingar um fyrri árangur sjóða sýna nafnávöxtun, nema annað sé tekið fram. Ef fyrri árangur sjóða byggir á erlendum gjaldmiðli getur ávöxtun aukist eða minnkað vegna gengissveiflna. Árangur í fortíð gefur ekki áreiðanlega vísbendingu um framtíðarárangur.

Verðbréfi viðskipti fela í sér áhættu og eru lesendur hvattir til að kynna sér Áhættulýsingu vegna viðskipta með fjármálagerna og Stefnu Landsbankans um hagsmunaárekstra sem finna má á vef Landsbankans.

Landsbankinn hefur starfsleyfi sem viðskiptabanki samkvæmt lögum nr. 161/2002 um fjármálafyrirtæki og sætir eftirliti Fjármálaeftirlits Seðlabanka Íslands ([www.sedlabanki.is/fjarmalaeftirlit](http://www.sedlabanki.is/fjarmalaeftirlit)).