



Vikubyrjun 9. september 2024

Hagfræðideild



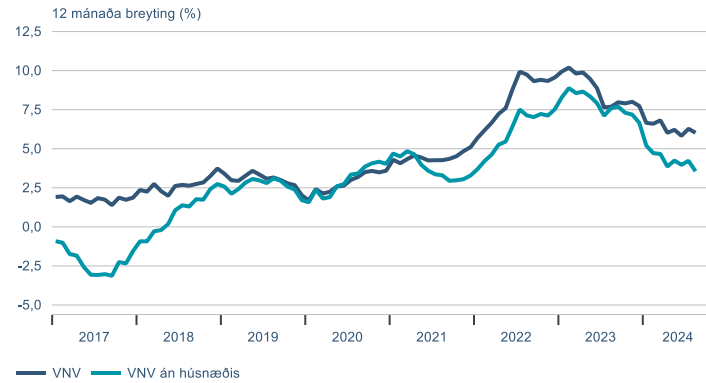
Dagatal

Vikud.	Dag.	kl.	Viðburður	Tímabil	Birtingaraðili
mán	9. sep.	09:00	Vísitala heildarlauna Flutningstölur	1. ársfj. ágú	Hagstofan Play
		16:00	Markaðsupplýsingar		Lánamál ríkisins
		09:00	Erlend staða Seðlabankans	águ	Seðlabankinn
þri	10. sep.		Brottfarir um Leifsstöð	águ	Ferðamálastofa
		12:00	Skráð atvinnuleysi	águ	Vinnumálastofnun
		09:00	Efnahagslegar skammtímatölur		Hagstofan
		09:00	Vöruviðskipti (bráðabirgðatölur)	águ	Hagstofan
mið	11. sep.		Skuldabréfaútböð		Lánasjóður sveitarfélaga
fim	12. sep.	09:00	Fjármál hins opinbera	2. ársfj.	Hagstofan
		09:00	Fjármál hins opinbera (endurskoðun)	2023	Hagstofan
fös	13. sep.		Lok verðkönnunarviku	sep	Hagstofan
		09:00	Gjaldeyrisforði og tengdir liðir	águ	Seðlabankinn

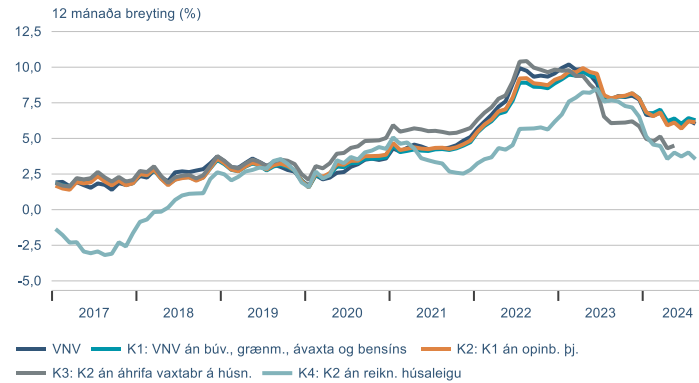
▶ Efnahagsmál

Verðlag

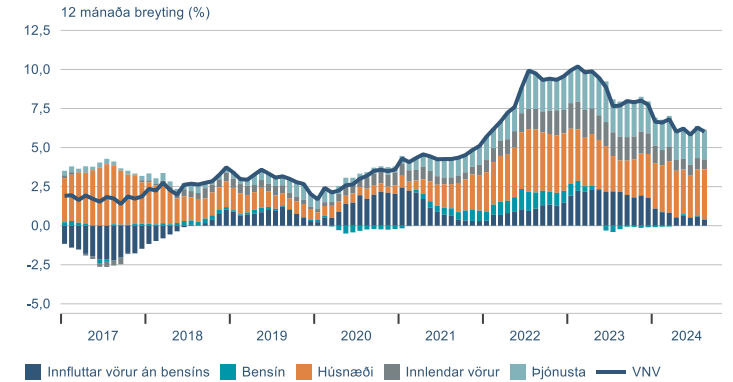
Visitala neysluverðs



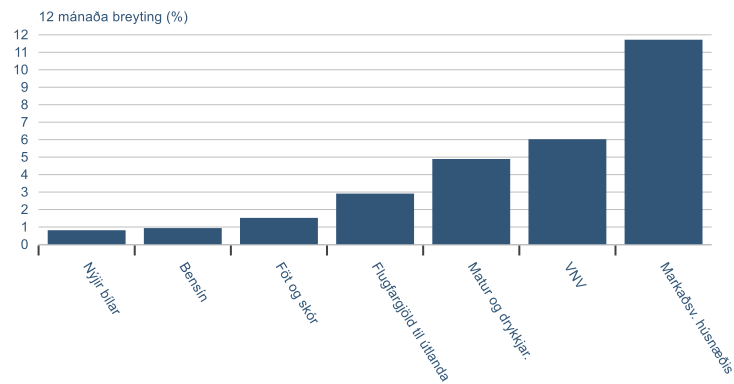
Kjarnavísitölur



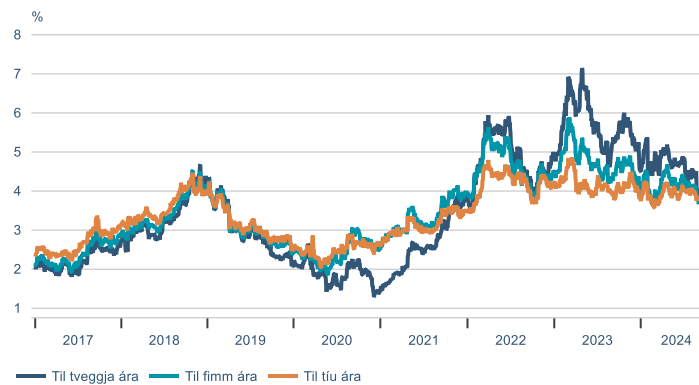
Eftir eðli og uppruna



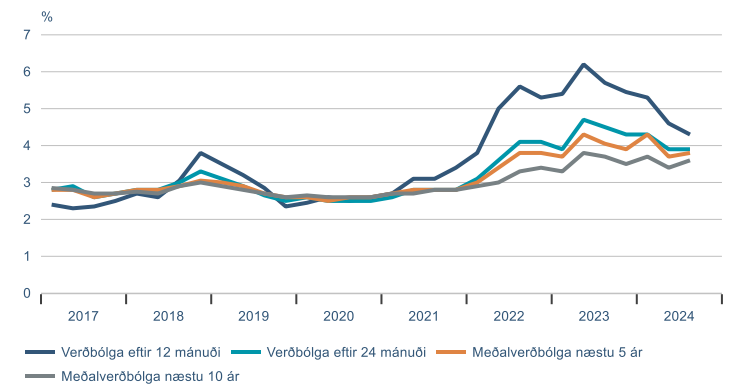
Valdir undirliðir



Verðbólguálag á skuldabréfamarkaði

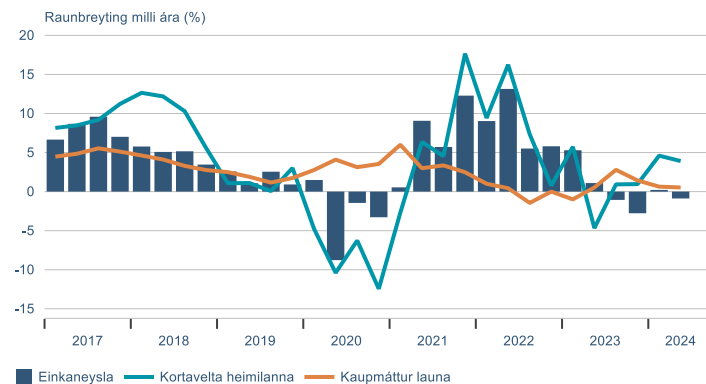


Væntingakönnun markaðsaðila

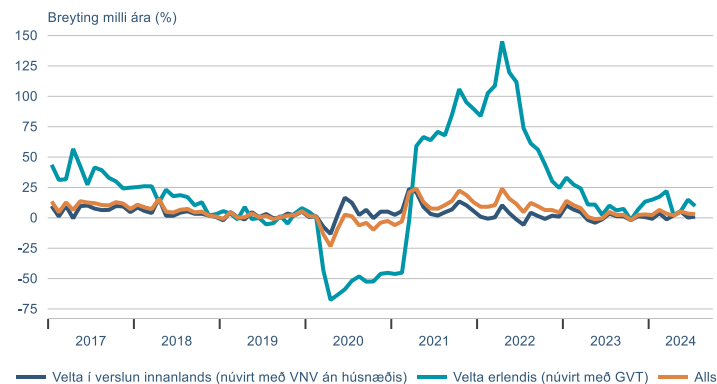


Heimilin

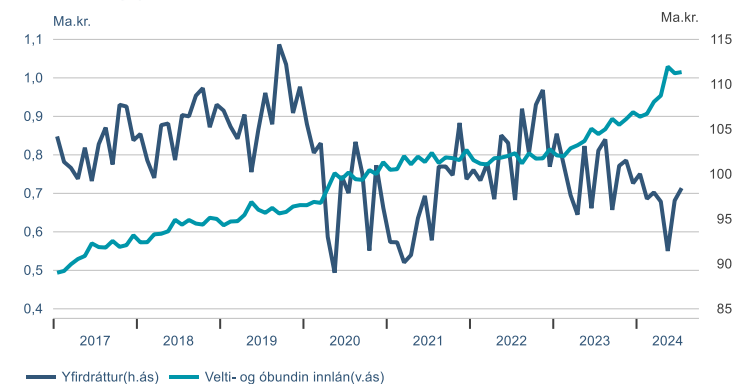
Einkaneysla, kortavelta og laun



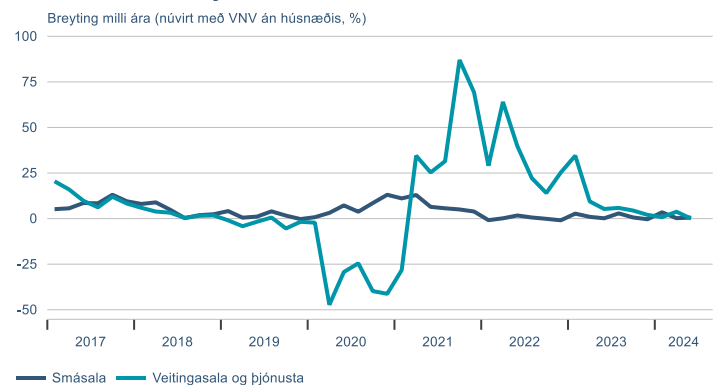
Greiðslukortavelta



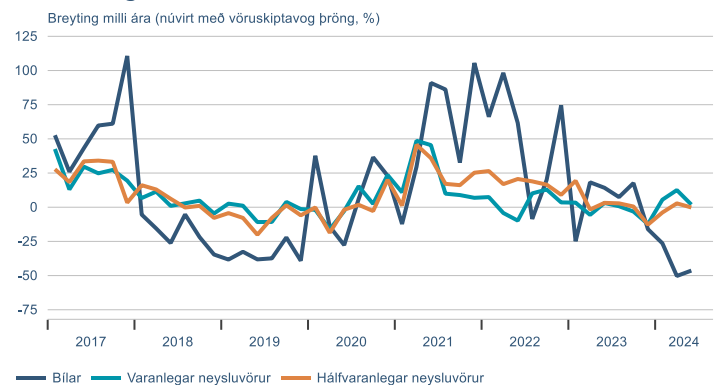
Innlán og yfirdráttur heimilanna



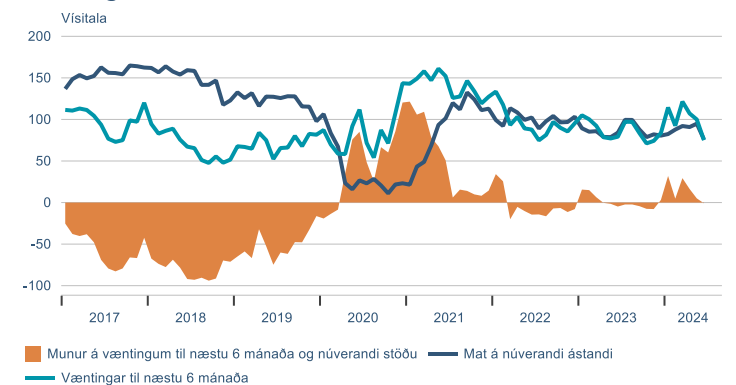
Velta skv. VSK-skýrslum



Innflutningur

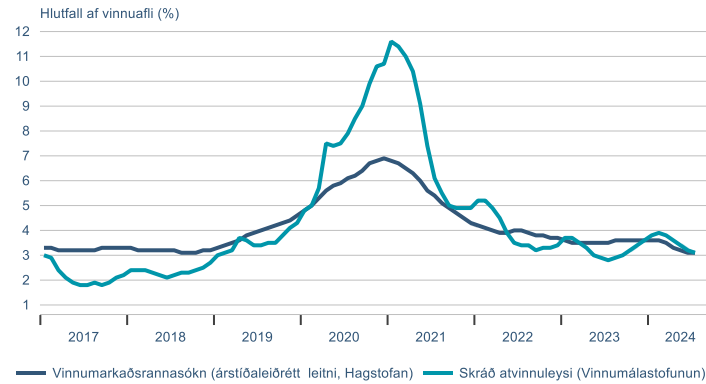


Væntingavísitala

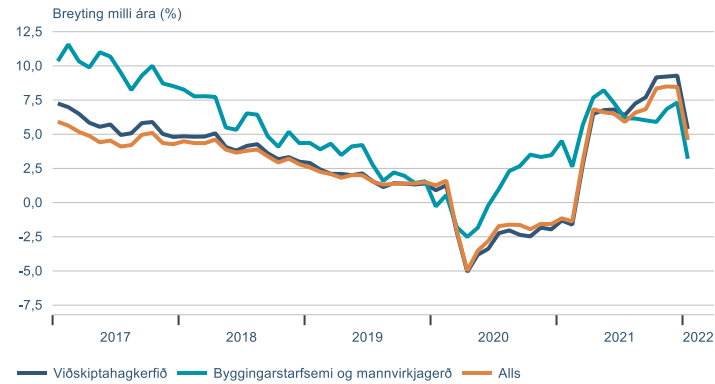


Vinnumarkaðurinn

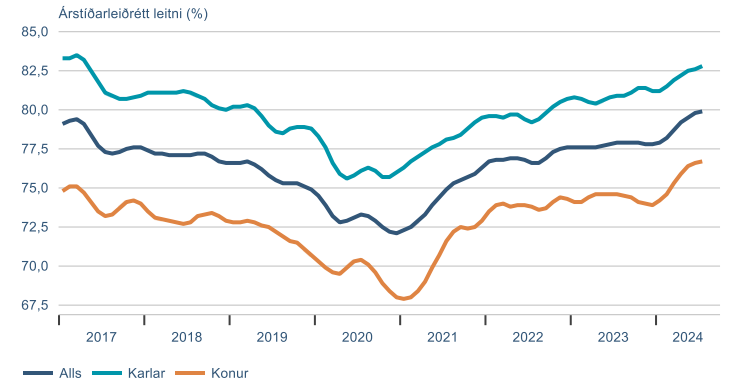
Atvinnuleysi



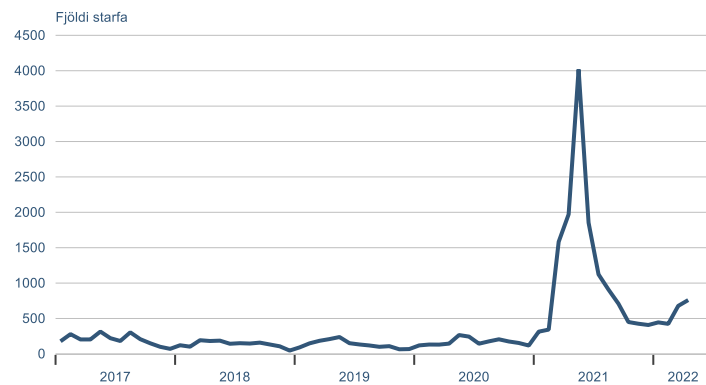
Fjöldi launagreiðenda



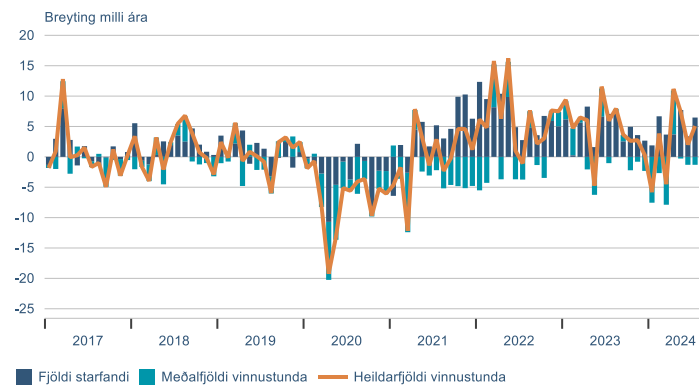
Atvinnuþáttaka



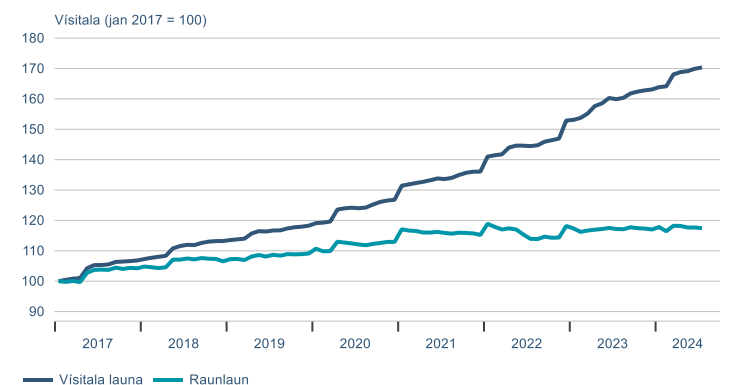
Laus störf



Fjöldi vinnustunda

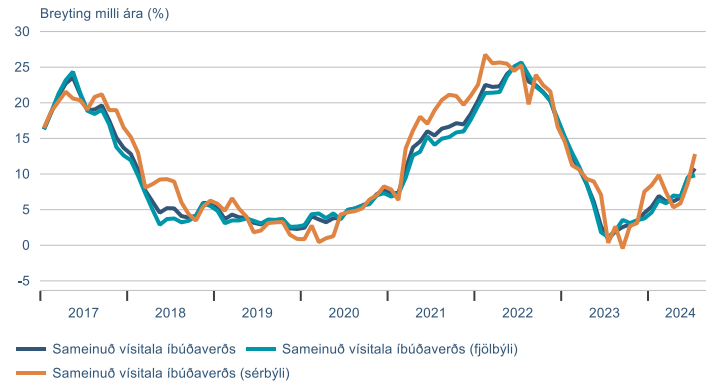


Laun

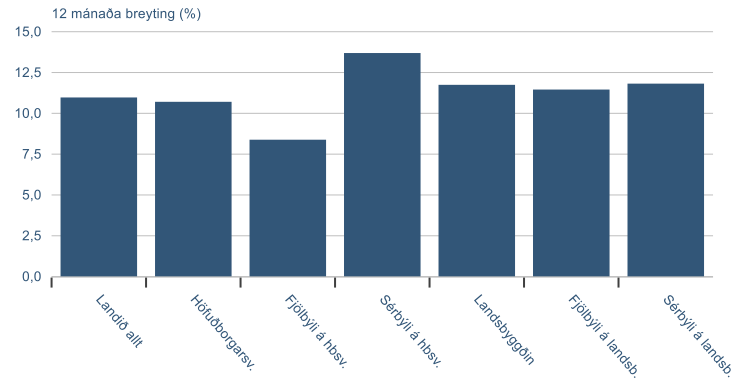


Fasteignamarkaðurinn

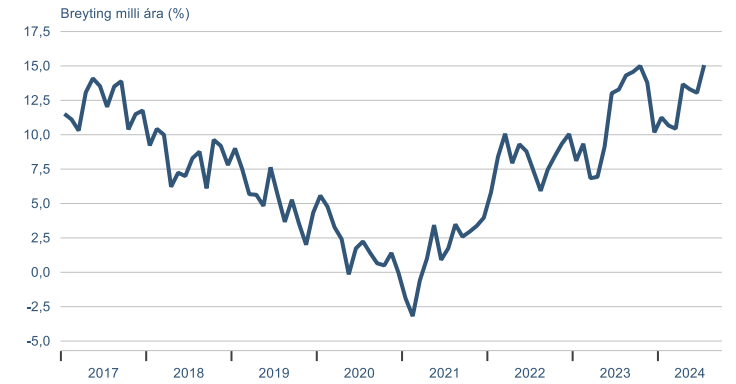
Visitala íbúðaverðs



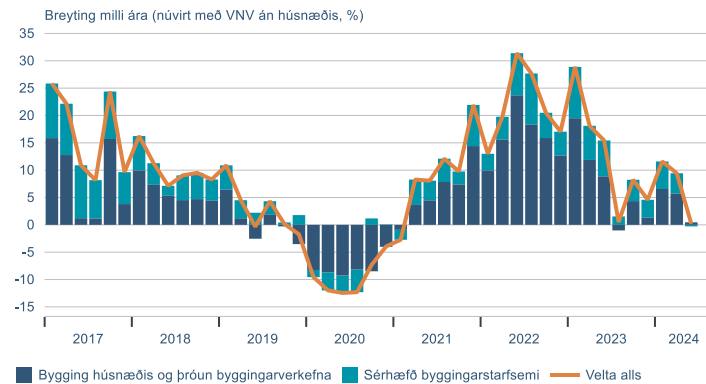
Eftir tegund húsnæðis



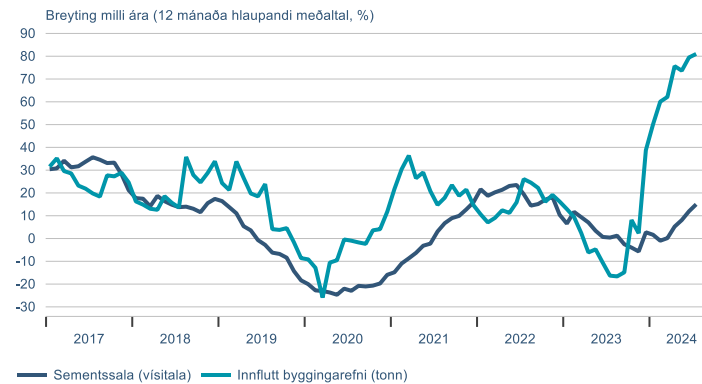
Visitala leiguverðs



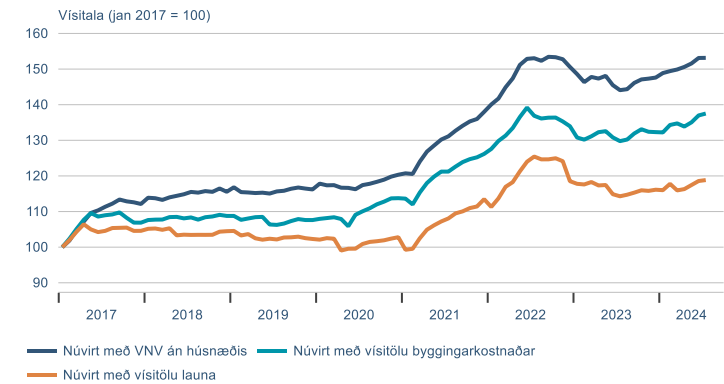
Velta í byggingariðnaði



Byggingavörur

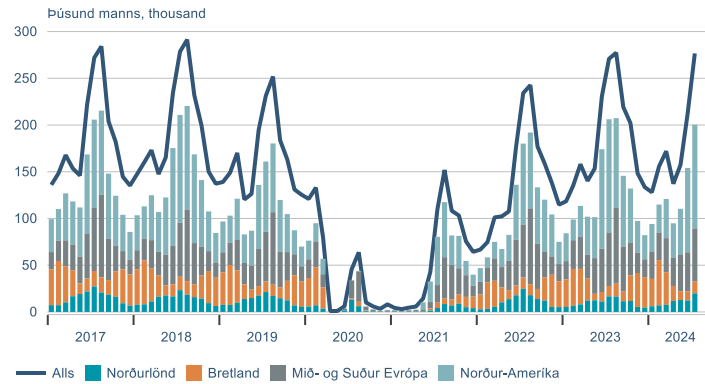


Visitala íbúðaverðs á móti undirliggjandi hagstærðum

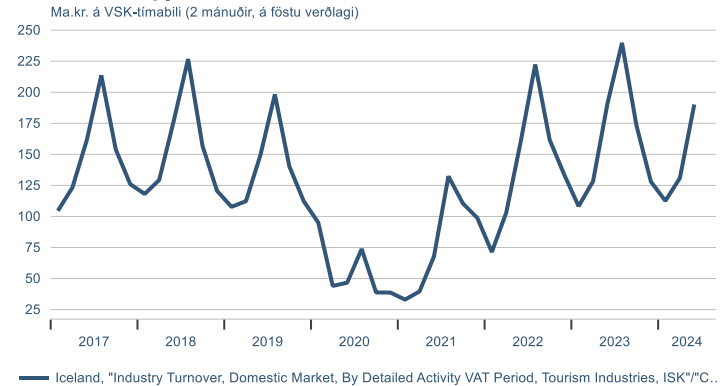


Ferðaþjónustan

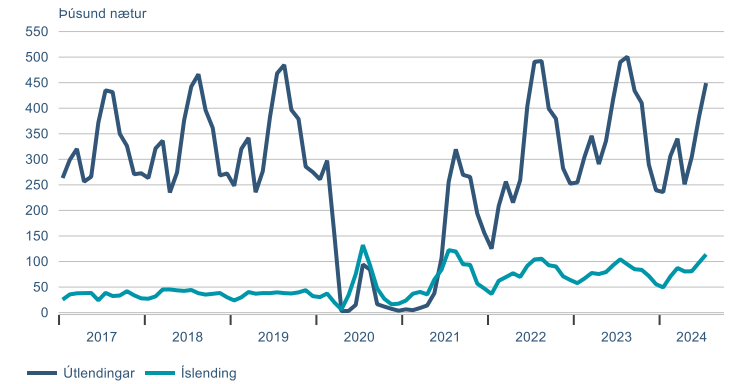
Erlendir ferðamenn um Leifstöð



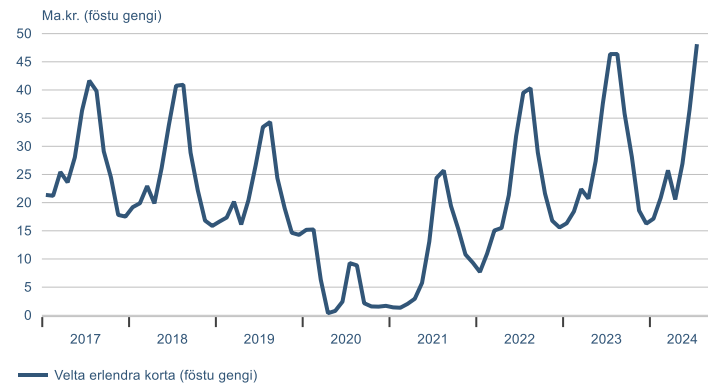
Velta í ferðaþjónustu



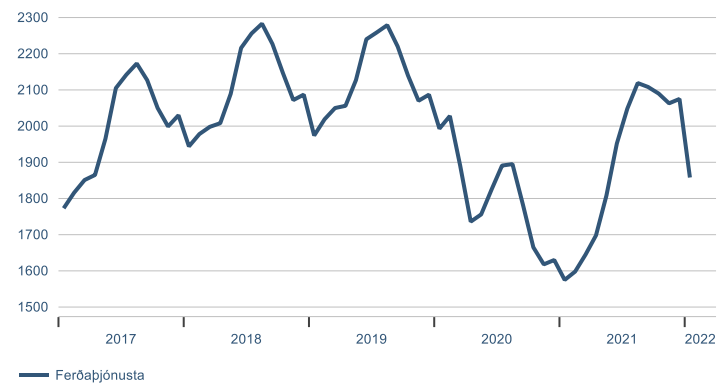
Gistinætur á hótélum



Velta erlendra greiðslukorta

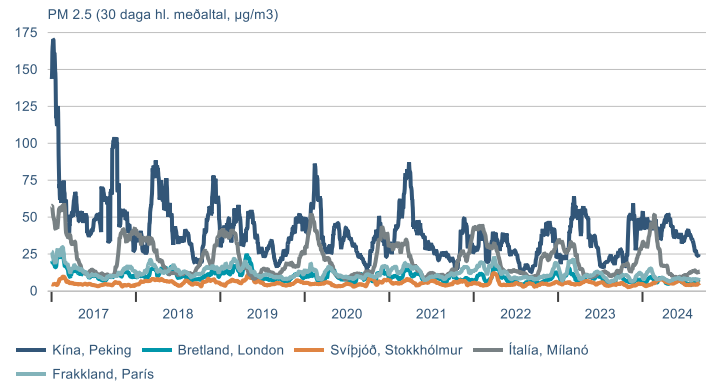


Fjöldi launagreiðenda í ferðaþjónustu

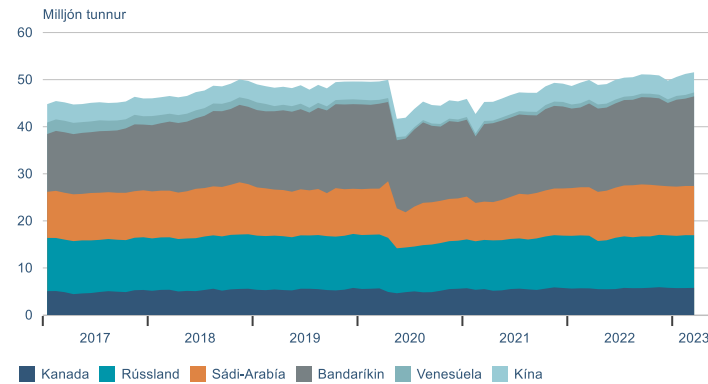


Sjálfbærni

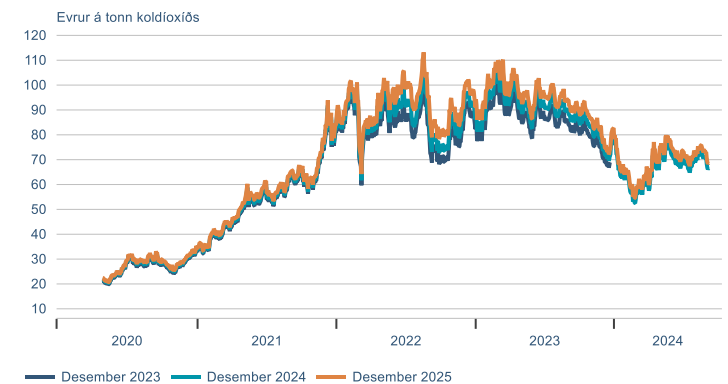
Magn svifryks



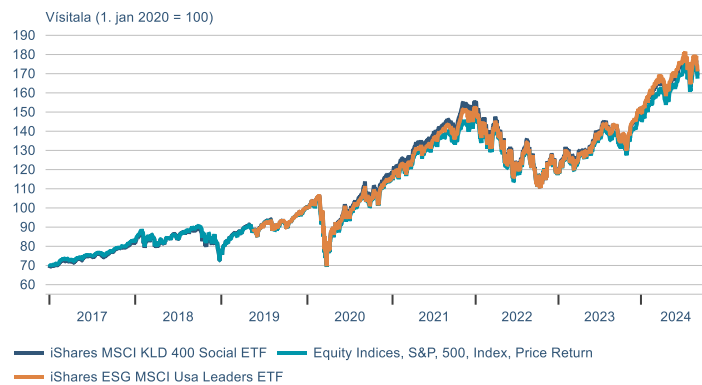
Framleiðsla hráolíu



EUA Losunarheimildir innan ETS viðskiptakerfisins



UFS Hlutabréfavisitölur og S&P 500

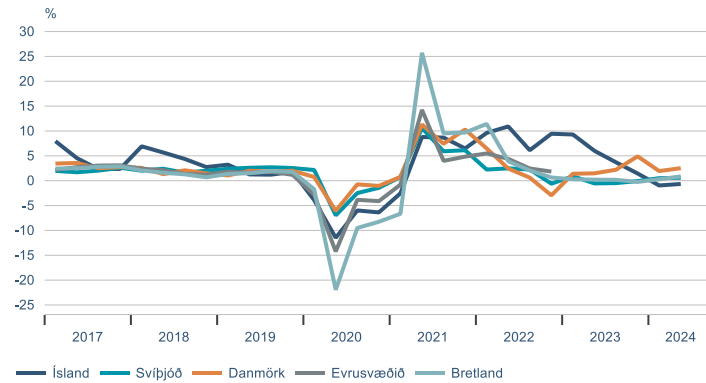


Hlutabréfavisitölur orkufyrirtækja (hluti af Eurofirst 300)

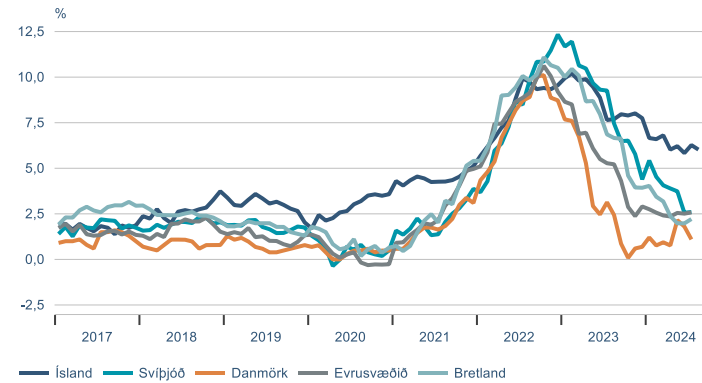


Alþjóðlegur samanburður

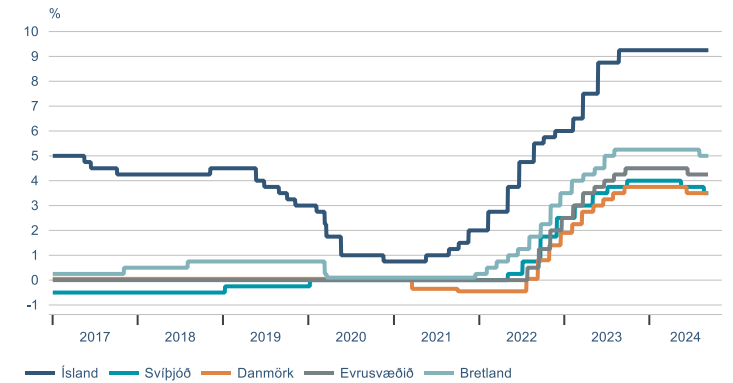
Hagvöxtur



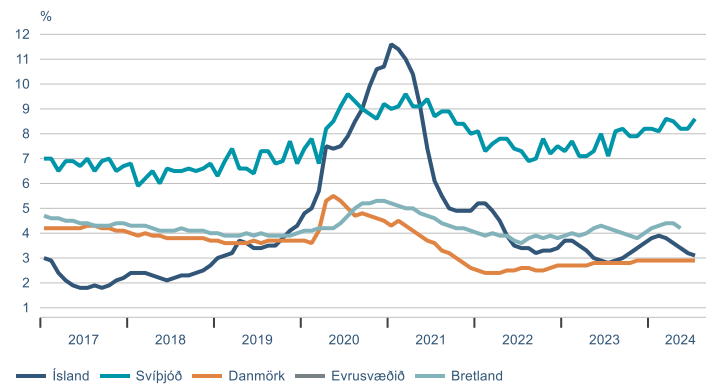
Verðbólga



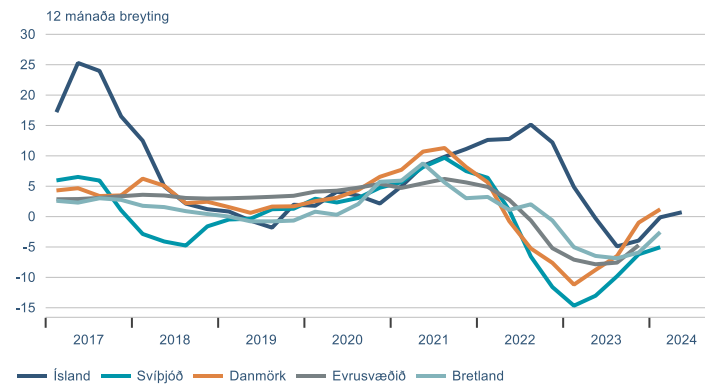
Stýrivextir



Atvinnuleysi



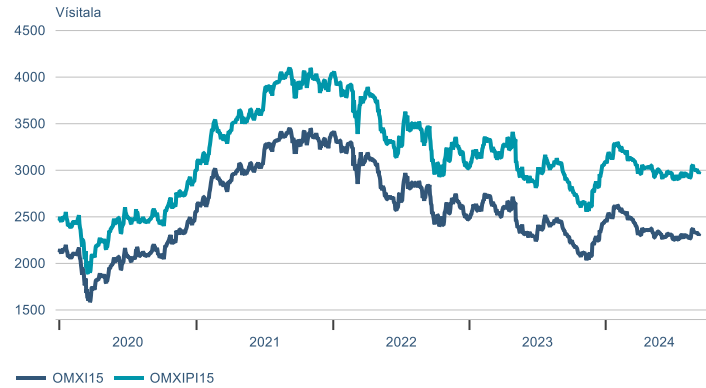
Rauverð íbúða



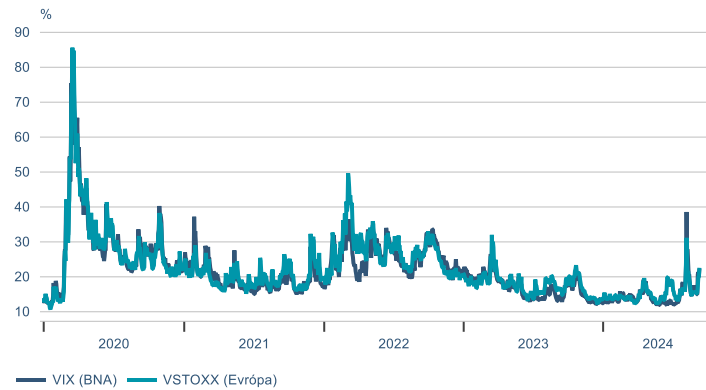
► Fjármálamarkaðir

Hlutabréf

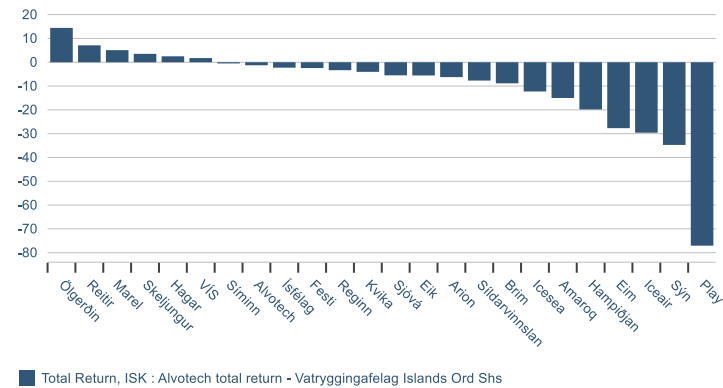
OMX-vísitölur



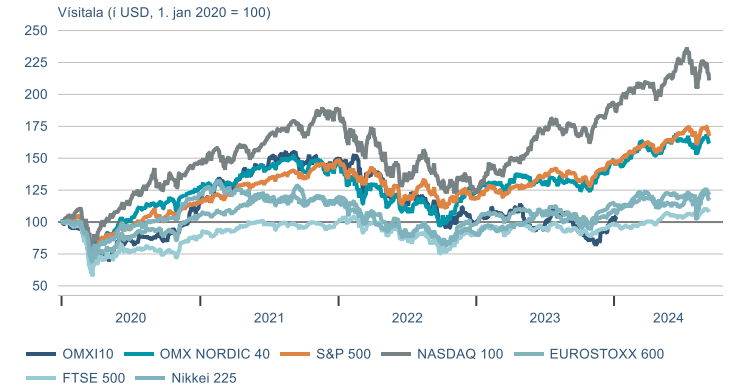
Vix-vísitölur



Það sem af er ári

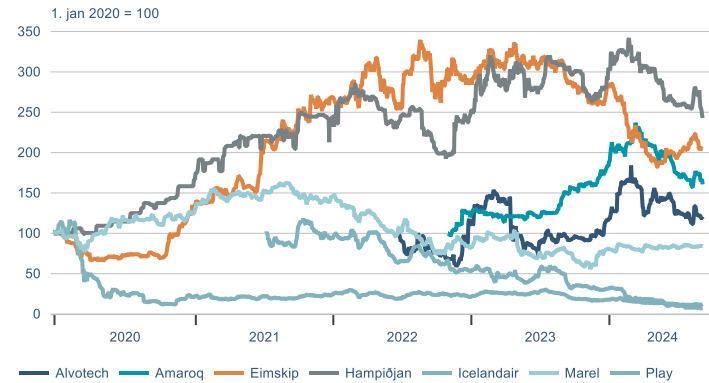


Hlutabréfavísitölur

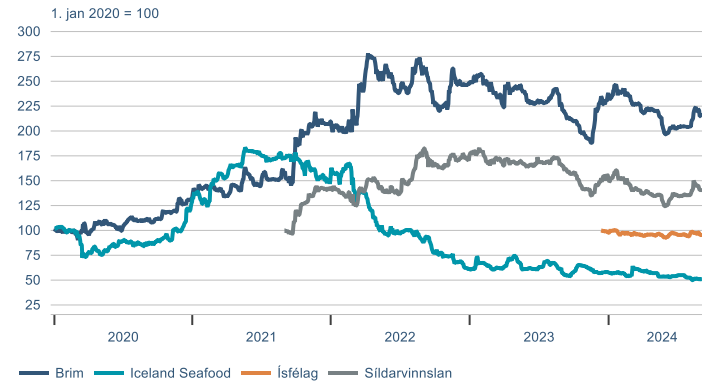


Hlutabréf

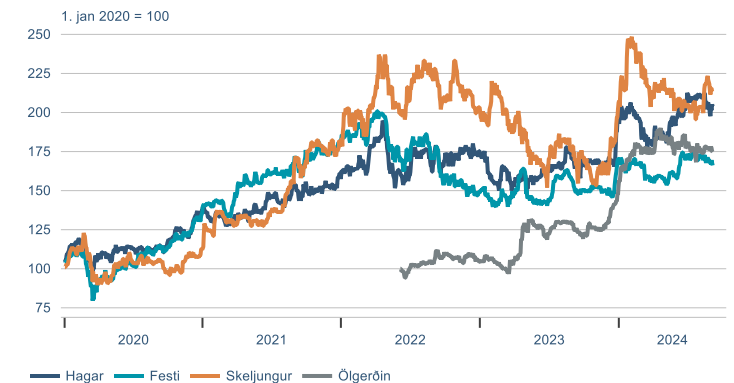
Félög með tekjur í erlendri mynt



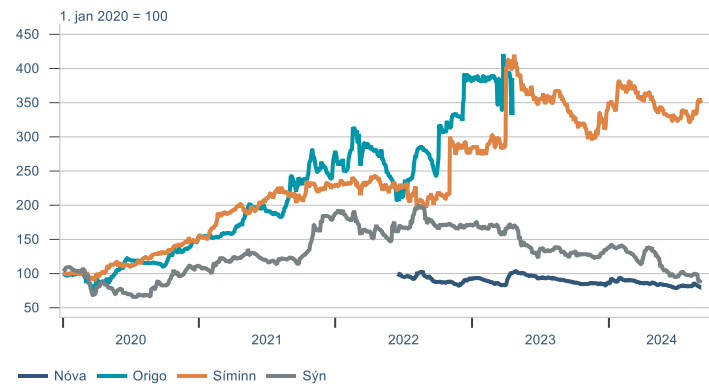
Útvegsfyrirtæki



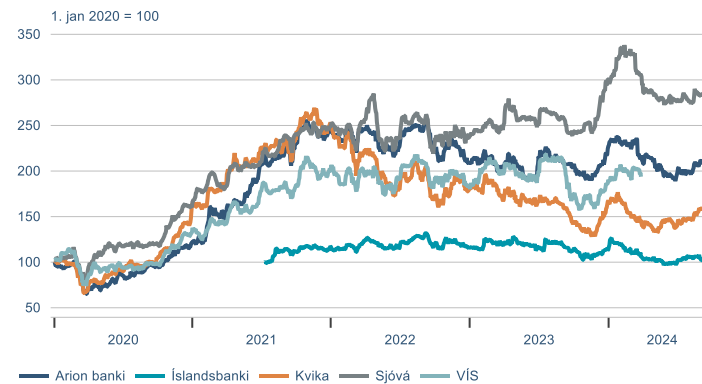
Heild- og smásala



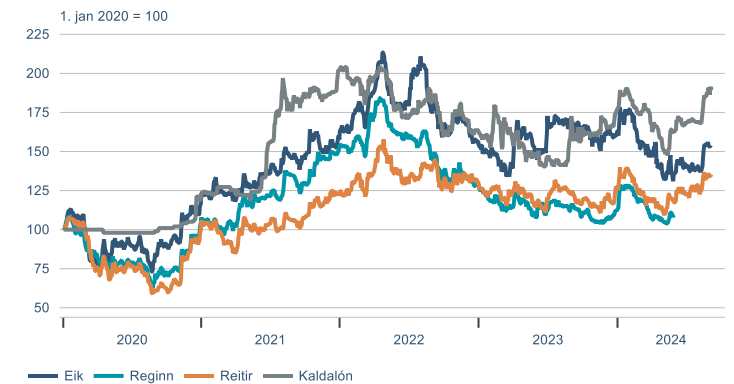
Tæknifyrirtæki



Fjármálfyrirtæki

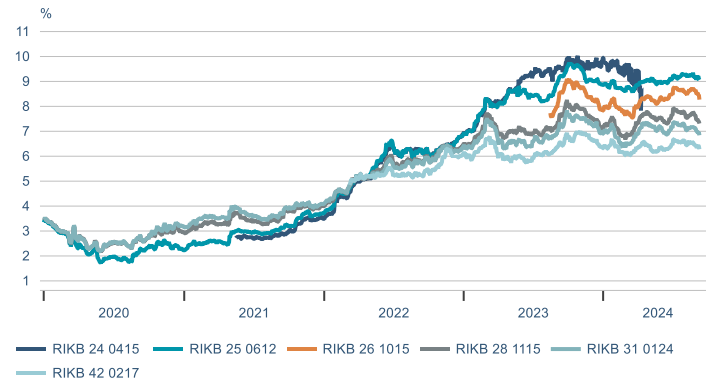


Fasteignafélög

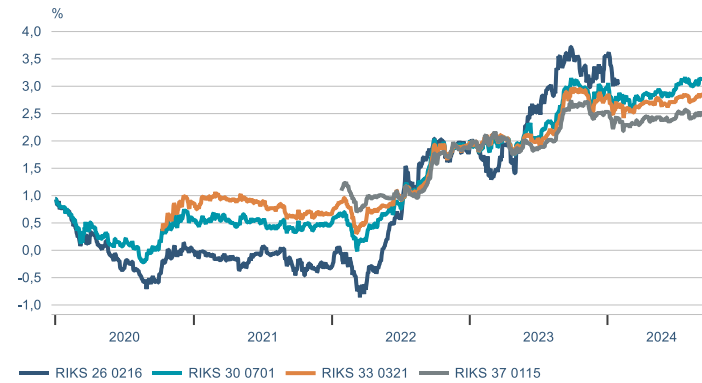


Skuldabréf

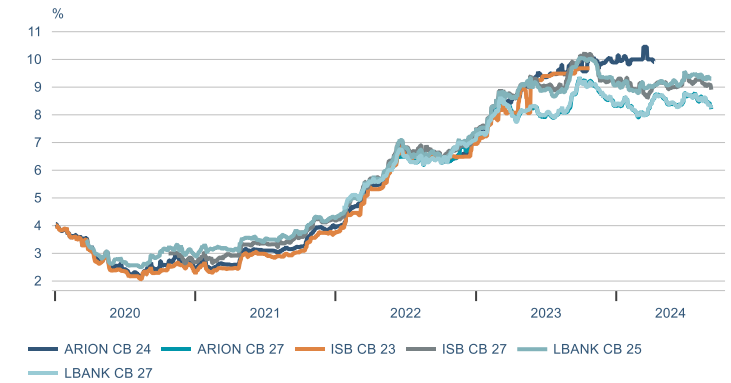
Óverðtryggð ríkisbréf



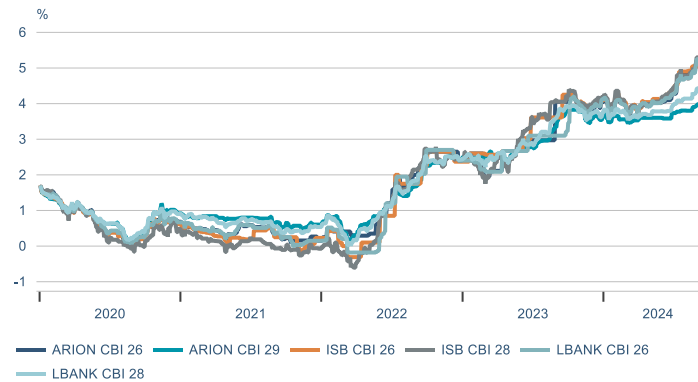
Verðtryggð ríkisbréf



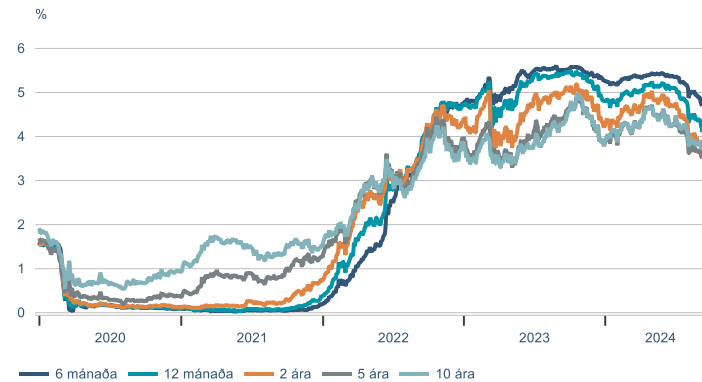
Sértryggð skuldabréf - óverðtryggð



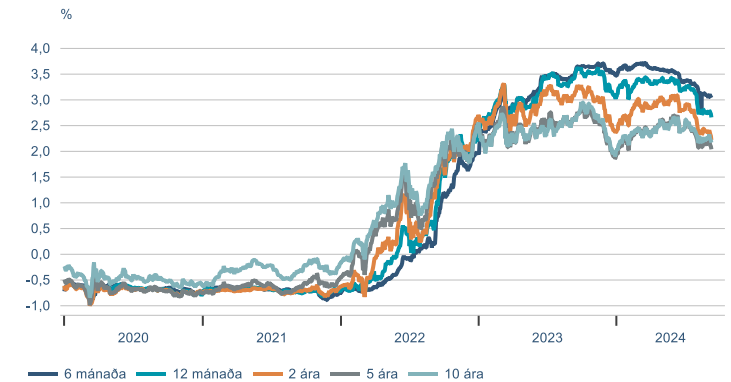
Sértryggð skuldabréf - verðtryggð



Bandarísk ríkisskuldabréf



Þýsk ríkisskuldabréf

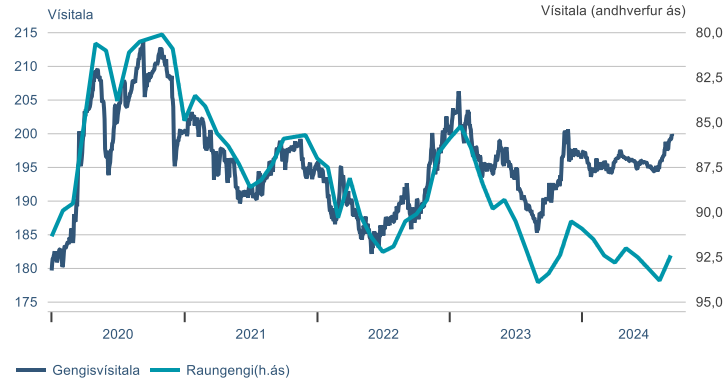


Gjaldeyrir

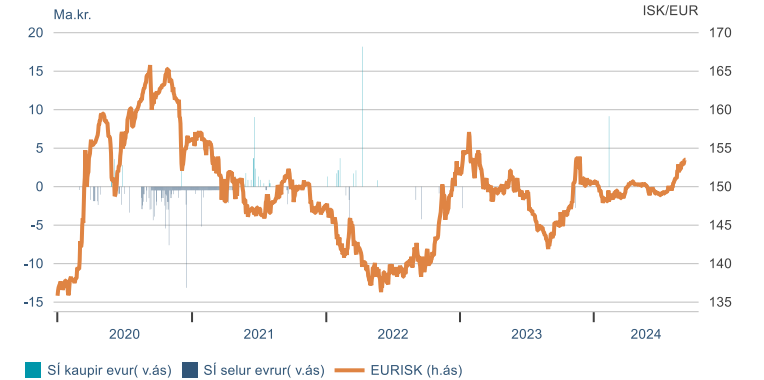
Gengi krónunnar



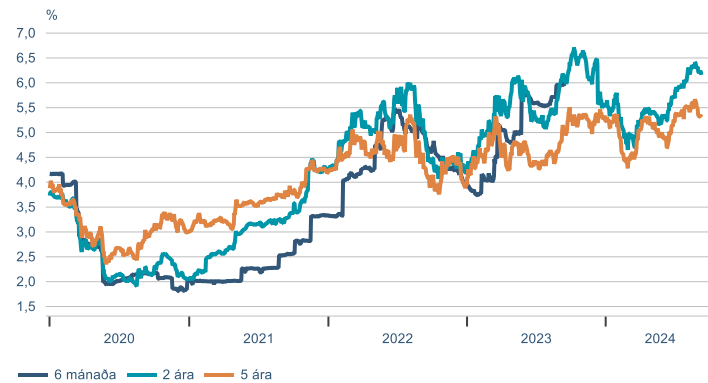
Gengisvísitala



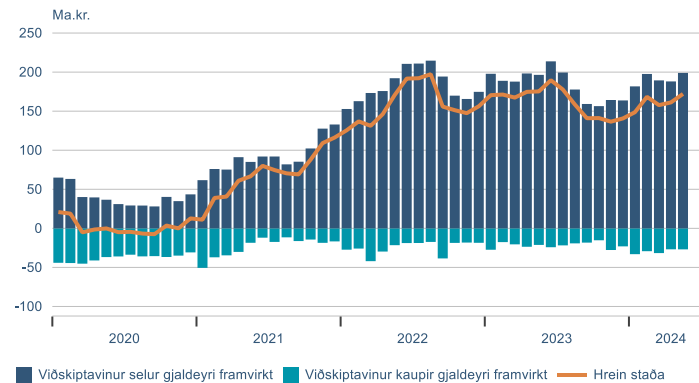
Inngrip SÍ



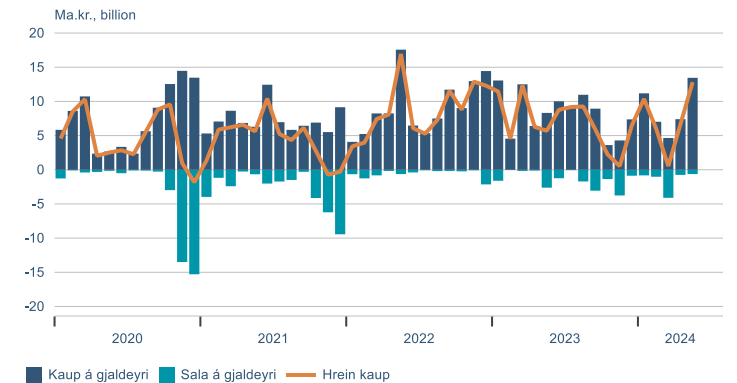
Vaxtamanur við evru



Staða framvirkra samninga með gjaldeyri

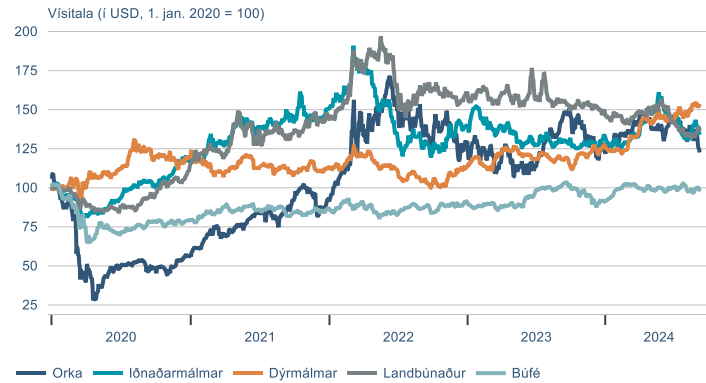


Gjaldeyrivíðskipti lífeyrissjóða



Hrávörur

S&P GSCI hrávöruvísitölur



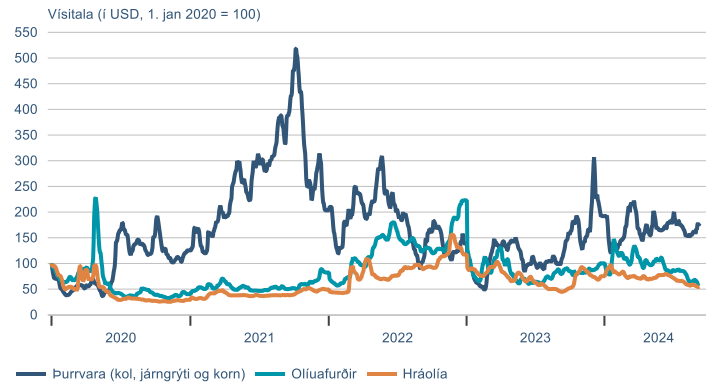
Álverð



Heimsmarkaðsverð á olíu



Baltic exchange flutningsvísitölur



Hlutabréf		ávöxtun			
		Áramót	1M	3M	12M
OMXI15	2321,1	-5,6%	1,9%	1,7%	-2,9%
OMXI15GI	2988,9	-3,2%	1,9%	1,7%	-0,5%
Alvotech	1565,0	-1,3%	0,6%	-17,6%	20,8%
Amaroq	102,0	-15,0%	-2,9%	-18,1%	6,5%
Eimskip	350,0	-23,4%	-2,8%	1,2%	-26,8%
Hampiðjan	112,3	-19,8%	-4,9%	-9,1%	-19,8%
Icelandair	0,94	-29,6%	10,6%	-4,6%	-47,8%
Marel	496,0	7,9%	-0,6%	1,6%	9,5%
Play	1,79	-77,1%	-4,8%	-25,4%	-85,0%
Brim	76,2	-6,5%	6,7%	9,5%	1,0%
Iceland Seafood	5,0	-12,3%	-2,9%	-4,8%	-7,4%
Ísfélag	153,8	-2,3%	0,1%	2,5%	
Síldarvinnslan	96,0	-6,0%	4,3%	12,9%	-10,7%
Festi	200,0	-0,9%	-3,4%	5,3%	11,0%
Hagar	82,0	5,6%	-3,5%	5,1%	26,1%
Skeljungur	16,2	6,0%	4,9%	4,9%	25,2%
Ölgerðin	17,5	17,6%	0,3%	-2,5%	43,5%
Nova	3,7	-8,2%	-2,6%	-4,2%	-11,6%
Símínn	9,9	1,5%	8,2%	6,5%	2,0%
Sýn	31,0	-34,7%	-6,6%	-13,9%	-30,5%
Arion	142,5	-0,5%	8,0%	8,8%	8,4%
Íslandsbanki	101,5	-3,0%	-1,9%	4,6%	-5,6%
Kvika	16,7	-4,0%	9,9%	11,0%	0,9%
Sjóvá	37,8	-0,7%	2,7%	3,8%	16,2%
Skagi	14,8	-11,2%	-1,7%	-3,0%	-18,8%
Eik	11,1	1,3%	11,6%	12,2%	-2,1%
Heimar	29,2	21,5%	18,5%	25,1%	18,5%
Kaldalón	18,8	6,9%	12,6%	15,7%	20,2%
Reitir	90,5	9,8%	9,0%	11,7%	11,8%

Leiðrétt fyrir aðgreiðslum

Ríkisskuldabréf		ávöxtun					
		krafa	verð	meðalt.			
RIKB 25 0612	9,07%	99,2	0,8	5,8%	0,9%	2,1%	9,2%
RIKB 26 1015	8,28%	97,1	1,9	4,5%	1,1%	2,0%	8,5%
RIKB 27 0415	8,06%	99,8	2,4		1,3%	1,9%	
RIKB 28 1115	7,31%	91,9	3,7	4,1%	1,5%	2,1%	8,0%
RIKB 31 0124	6,84%	98,3	5,2	5,1%	1,7%	2,0%	8,6%
RIKB 35 0917	6,61%	103,0	7,6	4,8%	1,4%	1,6%	
RIKB 42 0217	6,28%	81,4	11,5	4,7%	2,5%	1,0%	8,7%
RIKS 26 0216	5,05%	95,2	1,4	4,9%	0,0%	0,4%	7,6%
RIKS 30 0701	3,16%	100,5	5,4	5,6%	0,1%	0,2%	7,9%
RIKS 33 0321	2,85%	101,1	7,6	5,9%	-0,5%	0,2%	8,2%
RIKS 37 0115	2,46%	84,6	11,5	7,1%	-0,1%	0,8%	10,2%

Gjaldeyri		ávöxtun			
		áramót	1M	3M	12M
GVT	199,4	1,3%	1,8%	2,0%	6,0%
EUR	153,3	1,9%	1,7%	2,4%	6,5%
USD	138,1	1,4%	0,0%	0,2%	3,1%
GBP	181,9	5,0%	3,8%	3,4%	8,1%
DKK	20,5	1,7%	1,7%	2,4%	6,5%
SEK	13,5	-0,6%	3,4%	1,7%	11,6%
NOK	13,0	-3,0%	3,4%	-0,2%	3,7%
CHF	163,7	0,7%	1,3%	5,9%	8,8%
JPY	0,96	0,2%	1,3%	9,4%	6,0%

Þessi samantekt og/eða umfjöllun er markaðsefni ætlað til upplýsingar en ekki sem grundvöllur viðskipta. Markaðsefni þetta felur hvorki í sér fjárfestingarráðgjöf né óháða fjárfestingargreiningu. Lagakröfur sem gilda um fjárfestingarráðgjöf og fjárfestingargreiningu eiga því ekki við, þ.m.t. bann við viðskiptum fyrir dreifingu.

Upplýsingar um þróun gengis innlendra hlutabréfa, skuldabréfa og/eða vísitalna koma frá Nasdaq Iceland – Kauphöllinni. Á vef Landsbankans er hægt að nálgast nánari upplýsingar með því að smella á viðkomandi hlutabréf, skuldabréfaflokk eða vísitölu. Upplýsingar um þróun gengis erlendra fjármálagerna, vísitalna og/eða sjóða koma frá aðilum sem Landsbankinn hefur metið áreiðanlega. Þróun gengis í fortíð gefur ekki vísbendingu um framtíðarþróun.

Upplýsingar um fyrri árangur sjóða Landsbréfa byggja á upplýsingum frá Landsbréfum. Á vef Landsbankans er hægt að nálgast nánari upplýsingar með því að smella á heiti viðkomandi sjóðs, þ.m.t. um árangur síðastliðinna fimm ára. Upplýsingar um fyrri árangur sjóða sýna nafnávöxtun, nema annað sé tekið fram. Ef fyrri árangur sjóða byggir á erlendum gjaldmiðli getur ávöxtun aukist eða minnkað vegna gengissveiflna. Árangur í fortíð gefur ekki áreiðanlega vísbendingu um framtíðarárangur.

Verðbréfi viðskipti fela í sér áhættu og eru lesendur hvattir til að kynna sér Áhættulýsingu vegna viðskipta með fjármálagerna og Stefnu Landsbankans um hagsmunaárekstra sem finna má á vef Landsbankans.

Landsbankinn hefur starfsleyfi sem viðskiptabanki samkvæmt lögum nr. 161/2002 um fjármálafyrirtæki og sætir eftirliti Fjármálaeftirlits Seðlabanka Íslands (www.sedlabanki.is/fjarmalaeftirlit).