



# Vikubyrjun 26. ágúst 2024

---

Hagfræðideild



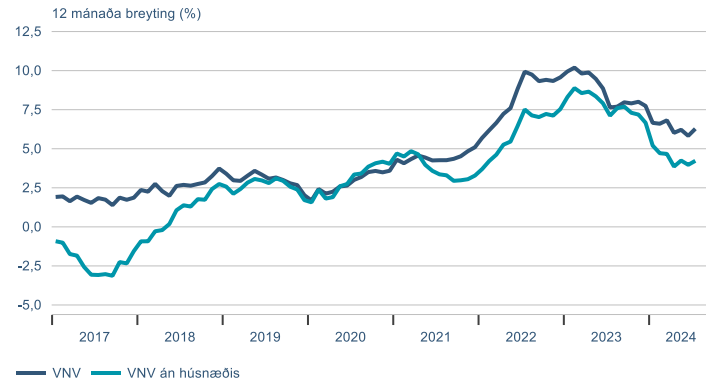
# Dagatal

Vikud.	Dag.	kl.	Viðburður	Tímabil	Birtingaraðili
pri	27. ágú.		<b>Árshlutauppgjör</b> Útboð á víxlum (KALD 25 0303)	<b>2F 2024</b>	<b>Síminn</b>
		09:00	Lánasjóðir ríkisins	júl	Seðlabankinn
		09:00	Verðbr.-, fjárfest.- og fagfjárfestasjóðir	júl	Seðlabankinn
		09:00	Önnur fjármála fyrirtæki	júl	Seðlabankinn
mið	28. ágú.		<b>Árshlutauppgjör</b>	<b>2F 2024</b>	<b>Heimar</b>
			<b>Árshlutauppgjör</b>	<b>2F 2024</b>	<b>Sýn</b>
			<b>Árshlutauppgjör</b>	<b>2F 2024</b>	<b>Skagi</b>
		09:00	Vinnumarkaðurinn (mánaðarleg)	júl	Hagstofan
		09:00	Vöruviðskipti (uppfærðar tölur)	júl	Hagstofan
			Viðskipti með atvinnuhúsnæði	júl	HMS
			VEST 04 1 á gjalddaga		Vestmannaeyjabær
fim	29. ágú.	09:00	<b>Vísitala neysluverðs</b>	<b>ágú</b>	<b>Hagstofan</b>
			<b>Árshlutauppgjör</b>	<b>2F 2024</b>	<b>Brim</b>
			<b>Árshlutauppgjör</b>	<b>2F 2024</b>	<b>Hampiðjan</b>
			<b>Árshlutauppgjör</b>	<b>2F 2024</b>	<b>Íslandshótel</b>
			<b>Árshlutauppgjör</b>	<b>1H 2024</b>	<b>Kaldalón</b>
			<b>Árshlutauppgjör</b>	<b>2F 2024</b>	<b>Síldarvinnslan</b>
		09:00	Verðbréfafjárfesting	júl	Seðlabankinn
			Fjöldi kaupsamninga íbúðahúsnæðis	2. ársfj.	HMS
			Gjaldþrot og nýskráningar í byggingariðnaði	2. ársfj.	HMS
fös	30. ágú.	09:00	<b>Þjóðhagsreikningar</b>	<b>2. ársfj.</b>	<b>Hagstofan</b>
			<b>Árshlutauppgjör</b>	<b>2F 2024</b>	<b>Ísfélagið</b>
			Ferðapjónustan í tölum	ágú	Ferðamálastofa
		09:00	Aflaverðmæti	jún	Hagstofan

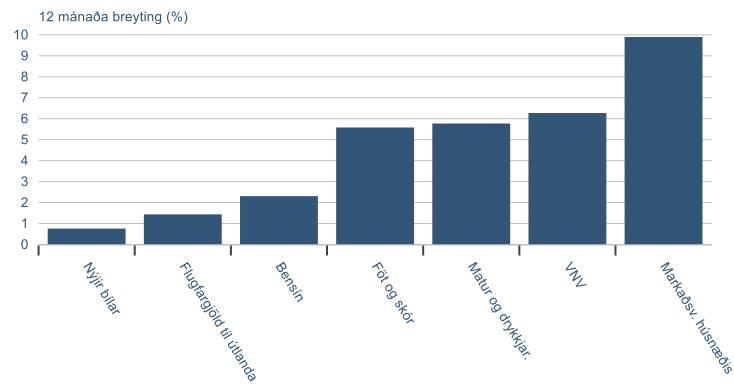
▶ Efnahagsmál

# Verðlag

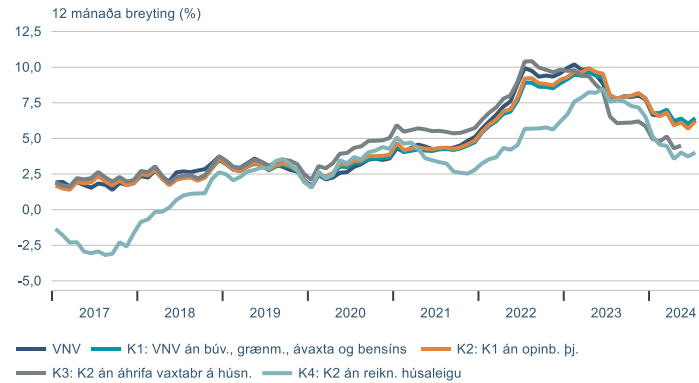
## Visitala neysluverðs



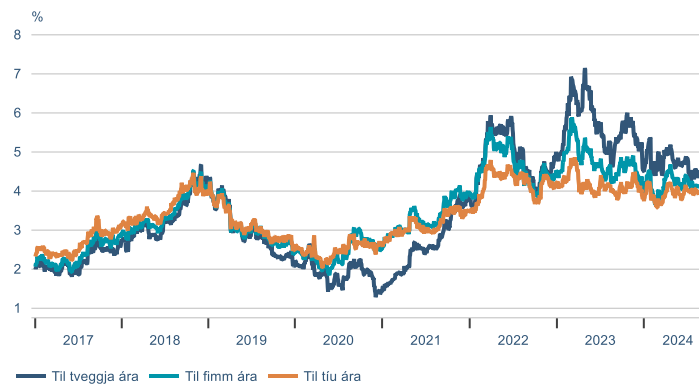
## Valdir undirliðir



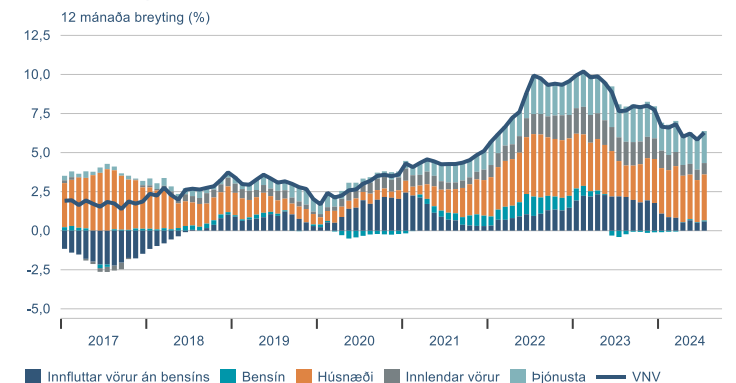
## Kjarnavísitölur



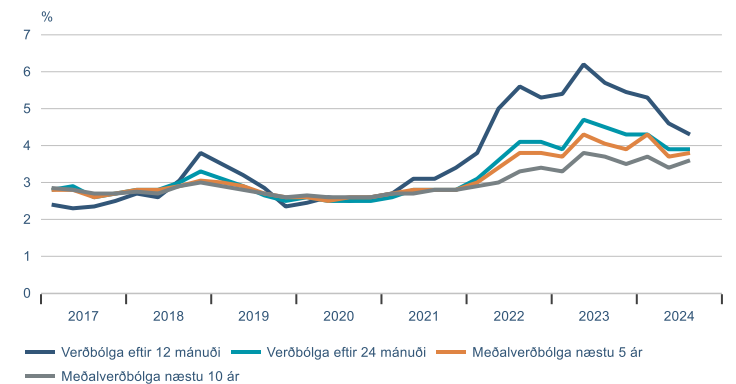
## Verðbólguálag á skuldabréfamarkaði



## Eftir eðli og uppruna

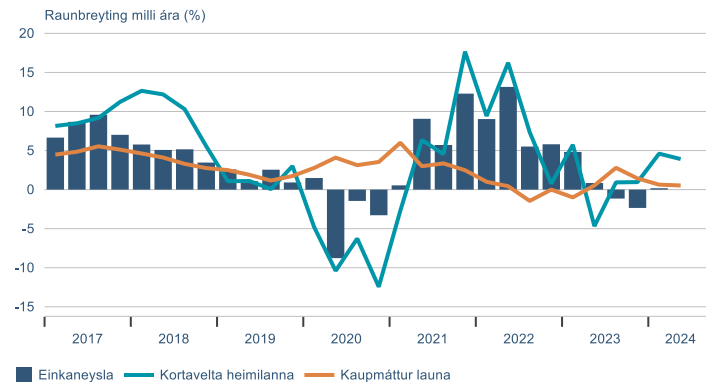


## Væntingakönnun markaðsaðila

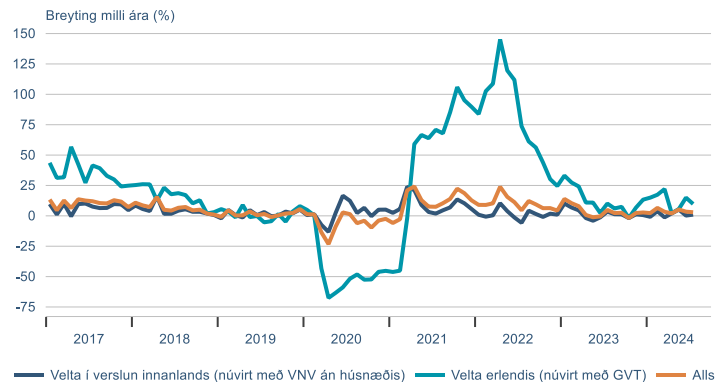


# Heimilin

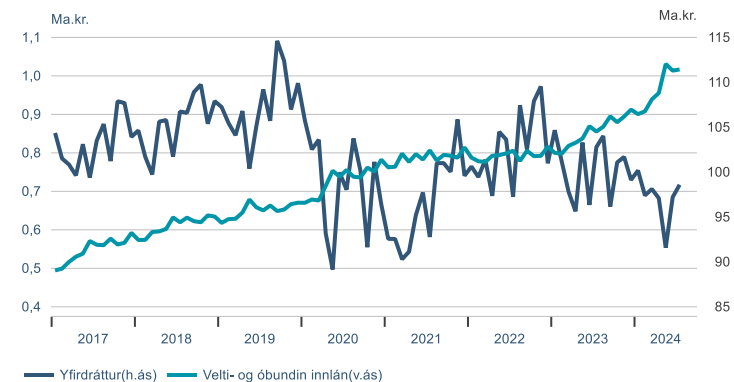
## Einkaneysla, kortavelta og laun



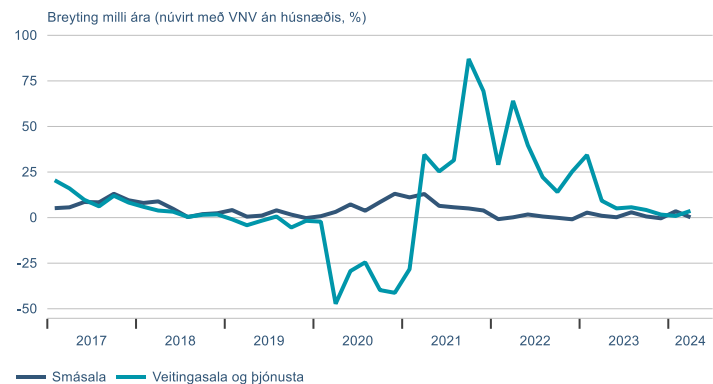
## Greiðslukortavelta



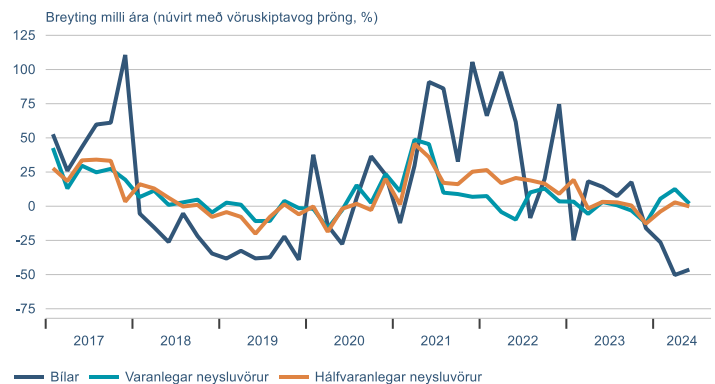
## Innlán og yfirdráttur heimilanna



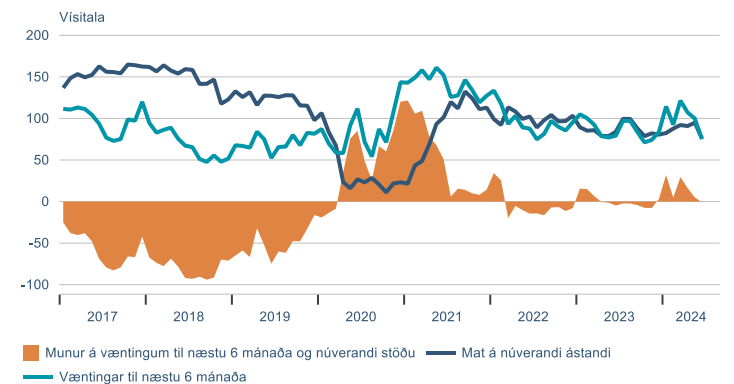
## Velta skv. VSK-skýrslum



## Innflutningur

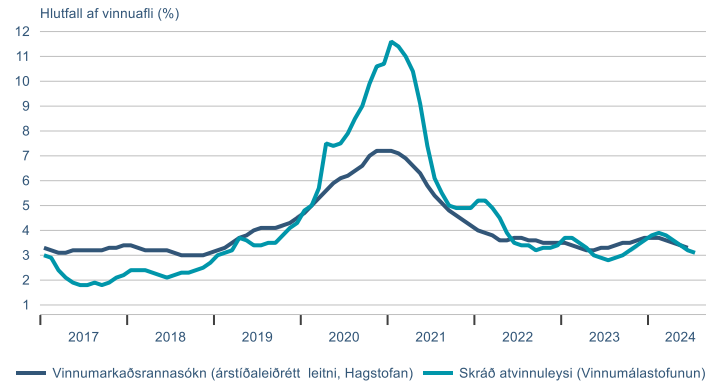


## Væntingavísitala

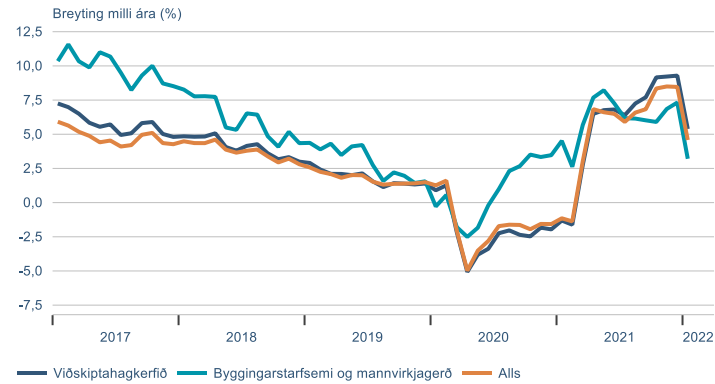


# Vinnumarkaðurinn

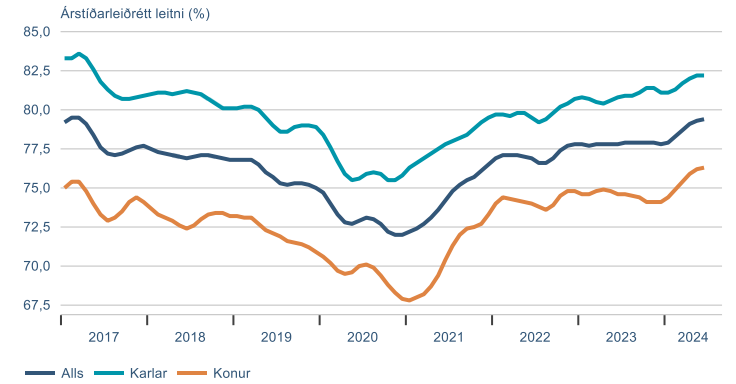
## Atvinnuleysi



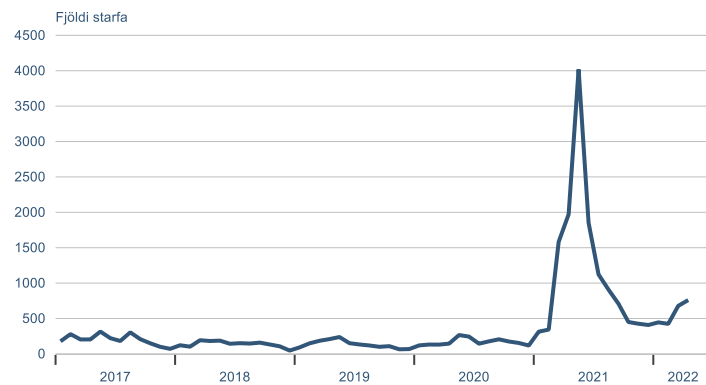
## Fjöldi launagreiðenda



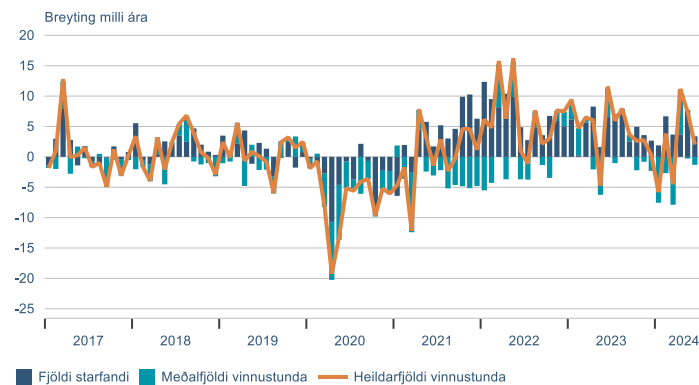
## Atvinnuþáttaka



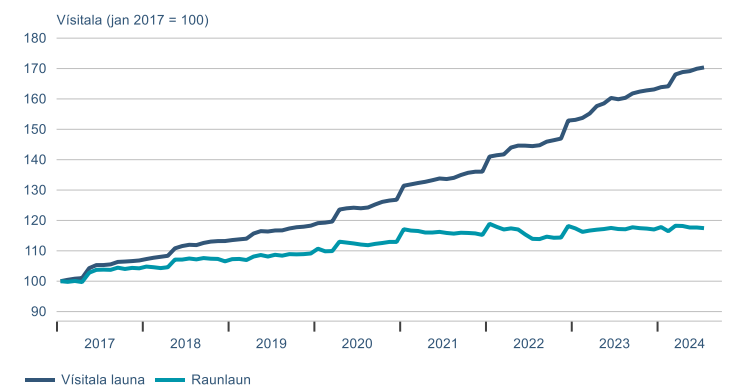
## Laus störf



## Fjöldi vinnustunda

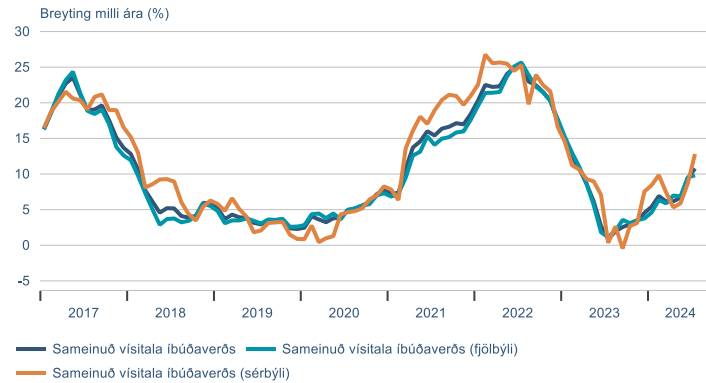


## Laun

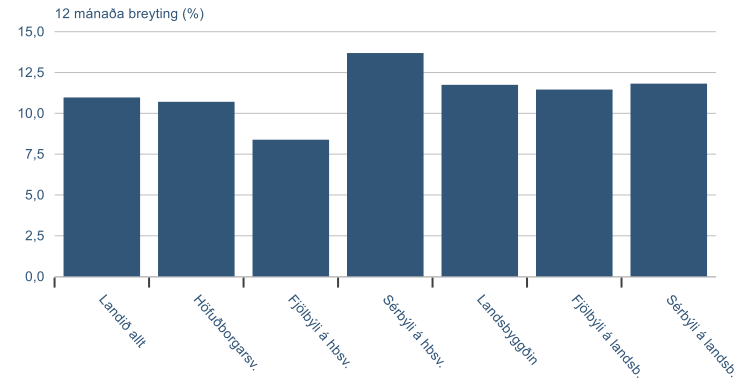


# Fasteignamarkaðurinn

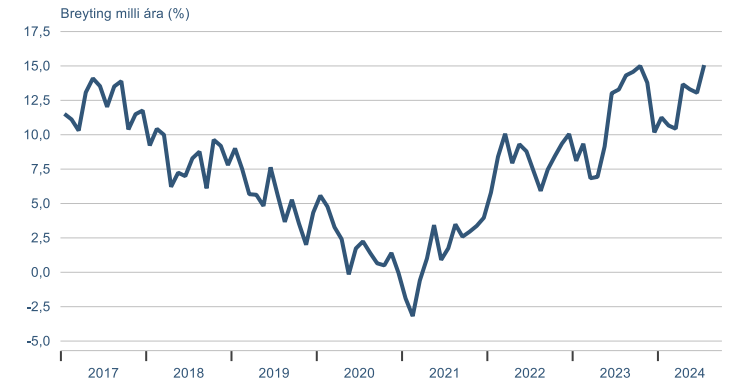
## Visitala íbúðaverðs



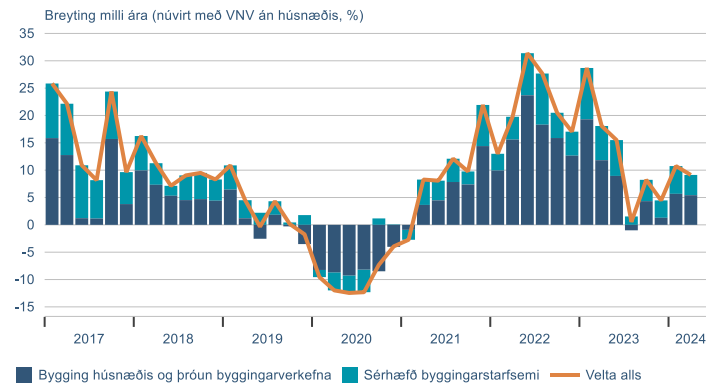
## Eftir tegund húsnæðis



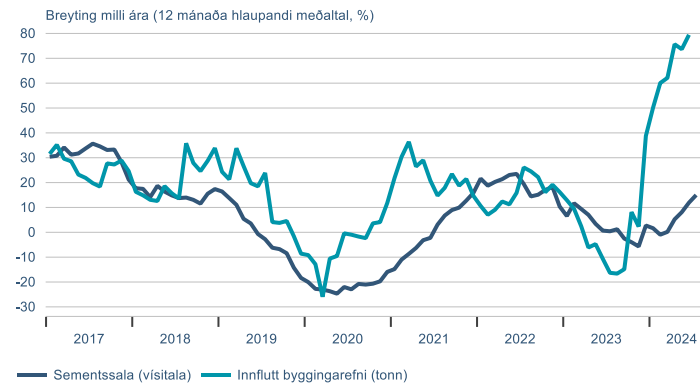
## Visitala leiguverðs



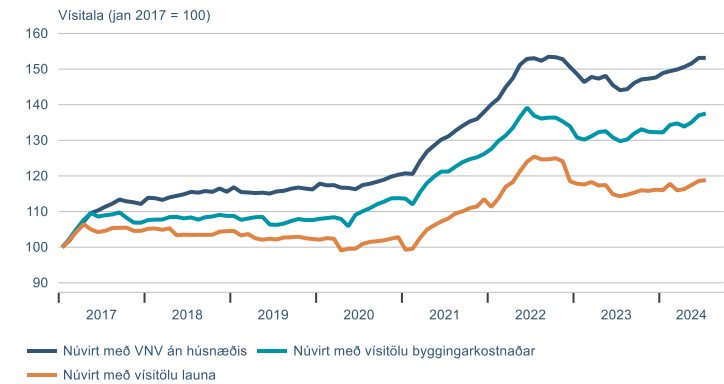
## Velta í byggingariðnaði



## Byggingavörur

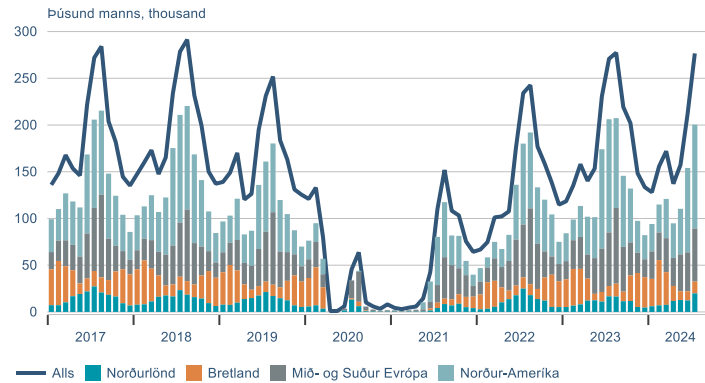


## Visitala íbúðaverðs á móti undirliggjandi hagstærðum

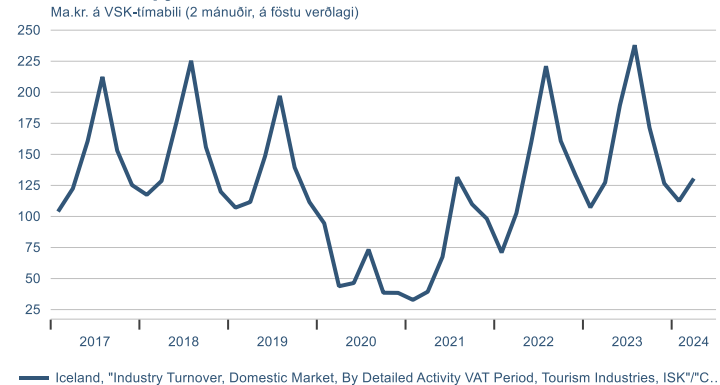


# Ferðapjónustan

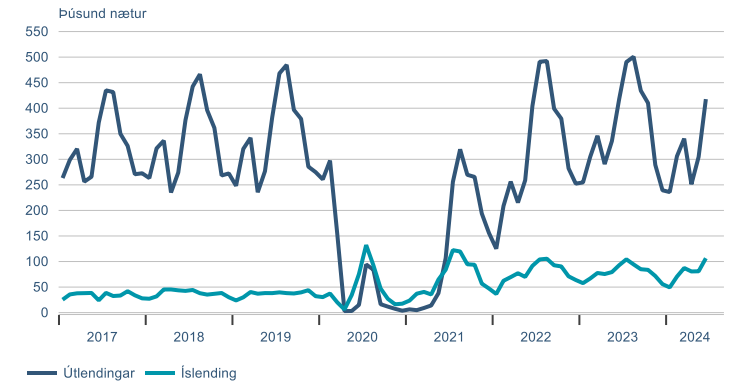
## Erlendir ferðamenn um Leifstöð



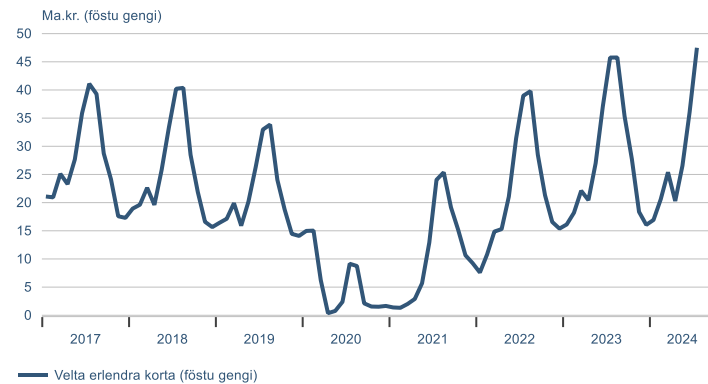
## Velta í ferðapjónustu



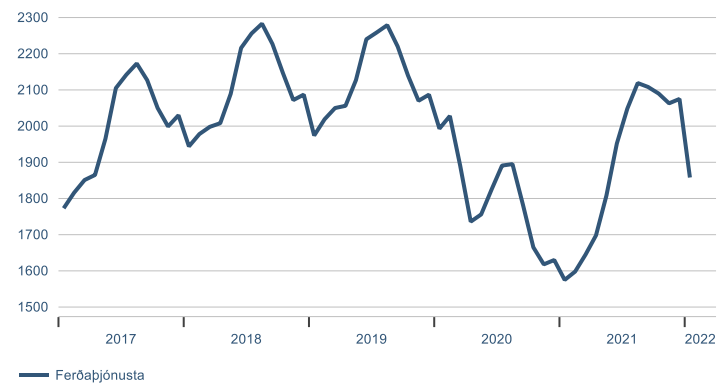
## Gistinætur á hótélum



## Velta erlendra greiðslukorta



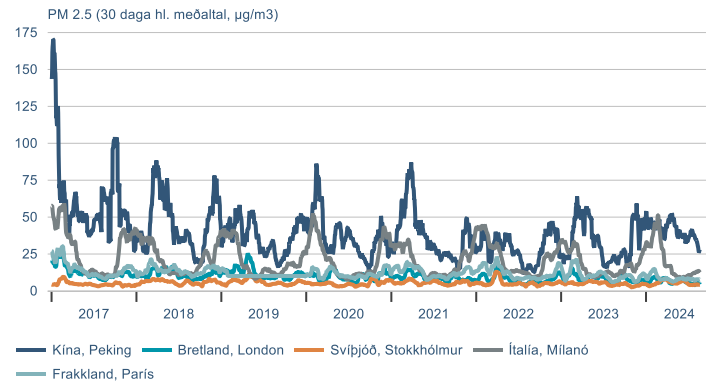
## Fjöldi launagreiðenda í ferðapjónustu



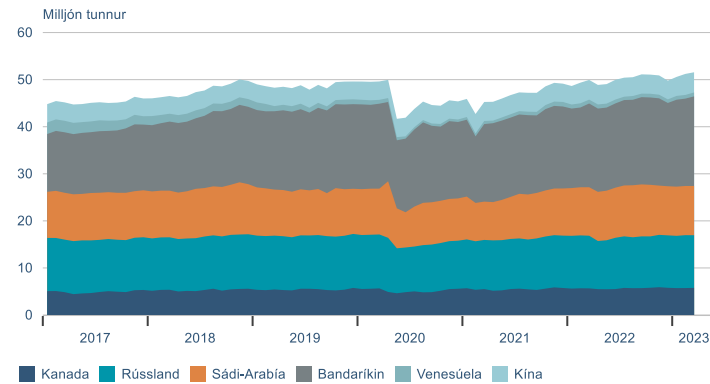


# Sjálfbærni

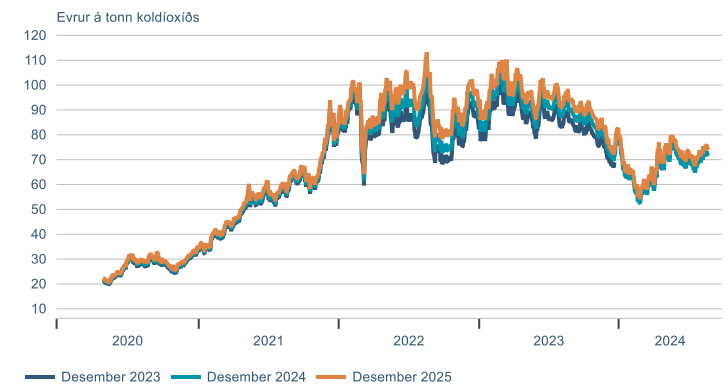
## Magn svifryks



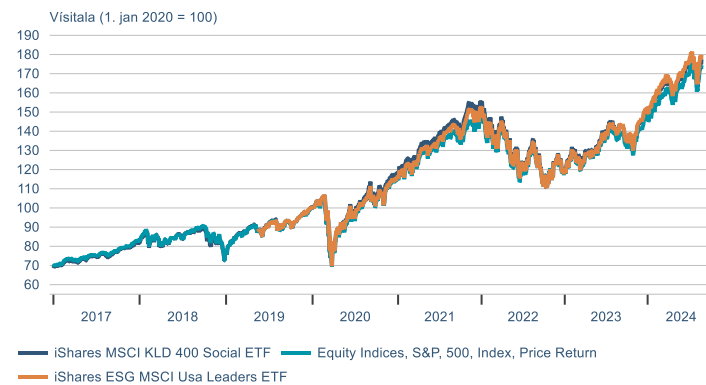
## Framleiðsla hráolíu



## EUA Losunarheimildir innan ETS viðskiptakerfisins



## UFS Hlutabréfavisitölur og S&P 500

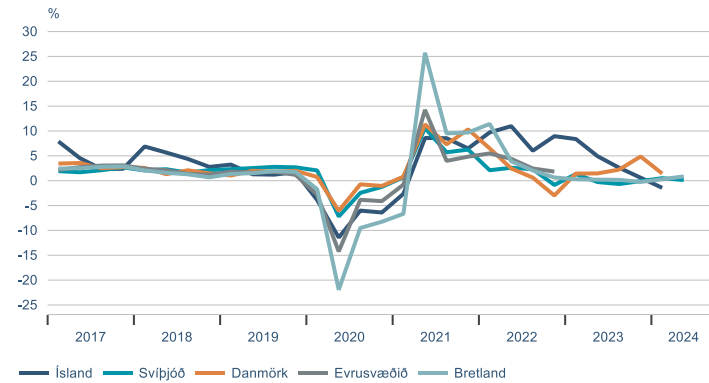


## Hlutabréfavisitölur orkufyrirtækja (hluti af Eurofirst 300)

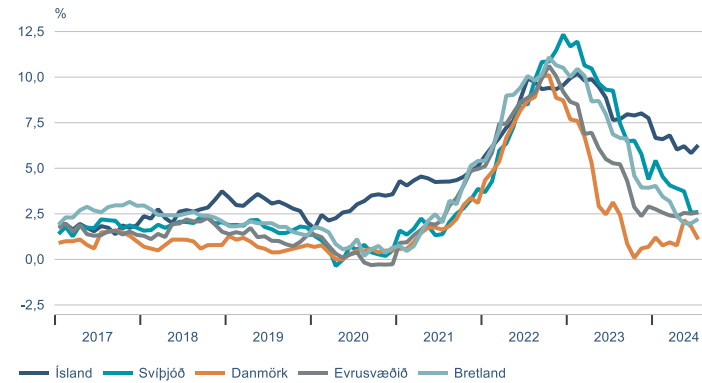


# Alþjóðlegur samanburður

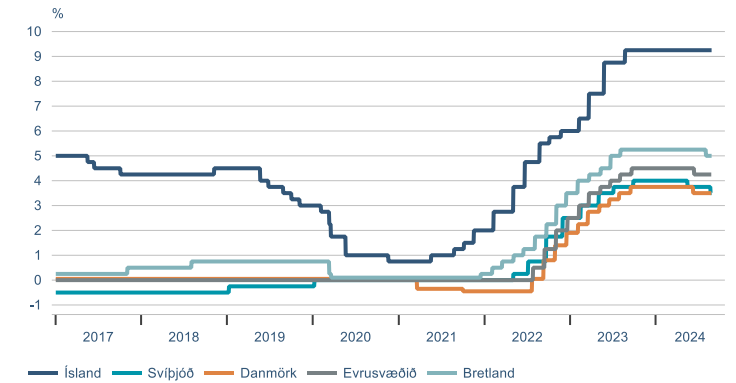
## Hagvöxtur



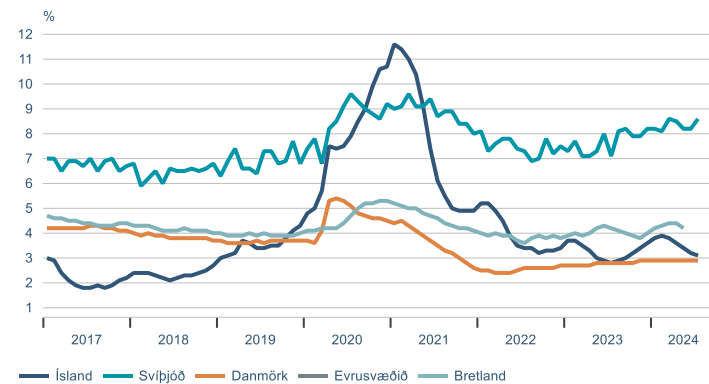
## Verðbólga



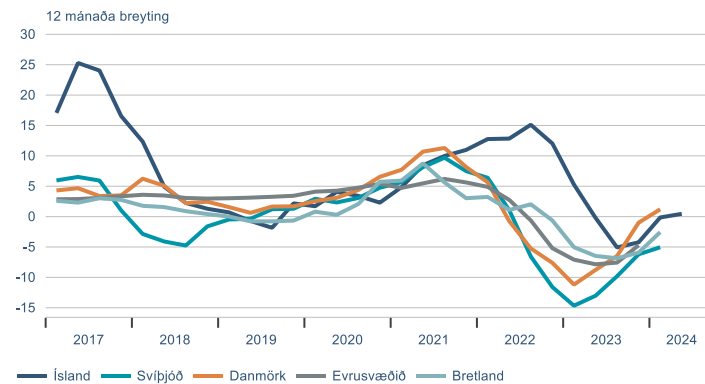
## Stýrivextir



## Atvinnuleysi



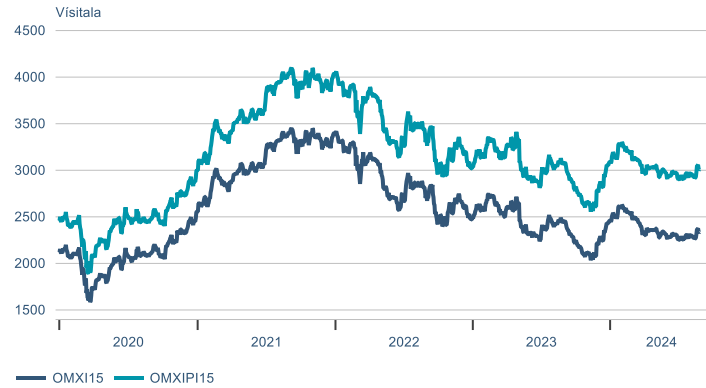
## Rauverð íbúða



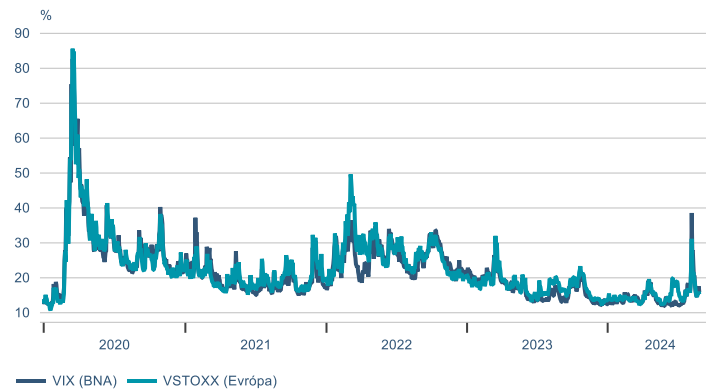
## ► Fjármálamarkaðir

# Hlutabréf

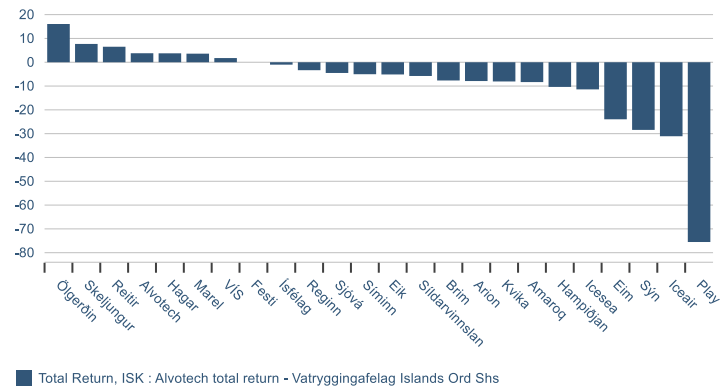
## OMX-vísitölur



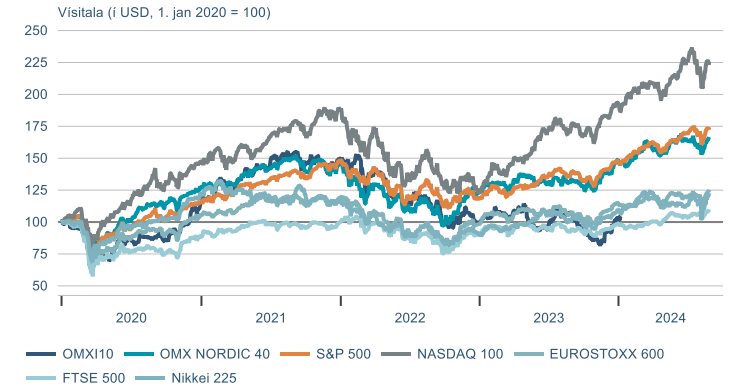
## Vix-vísitölur



## Það sem af er ári

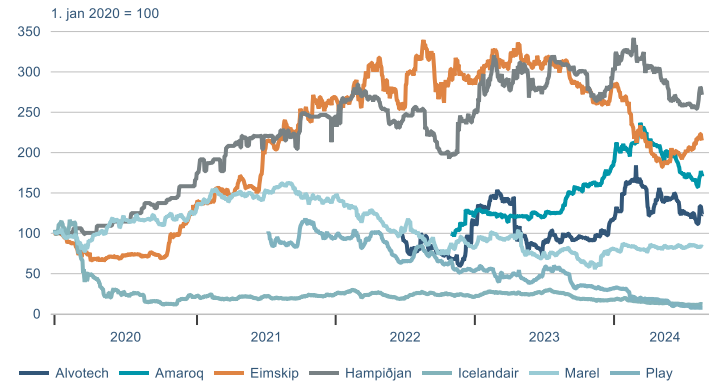


## Hlutabréfavísitölur

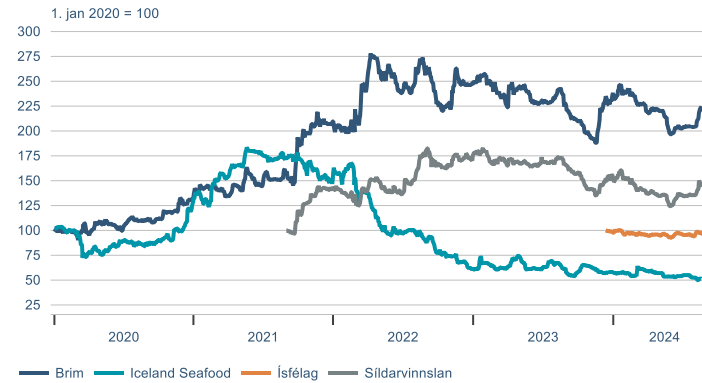


# Hlutabréf

## Félög með tekjur í erlendri mynt



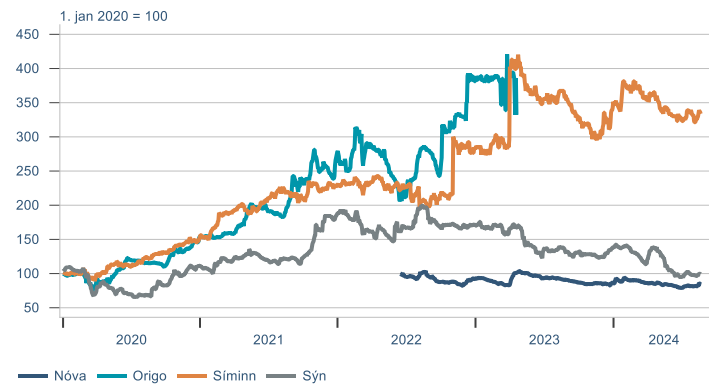
## Útvegsfyrirtæki



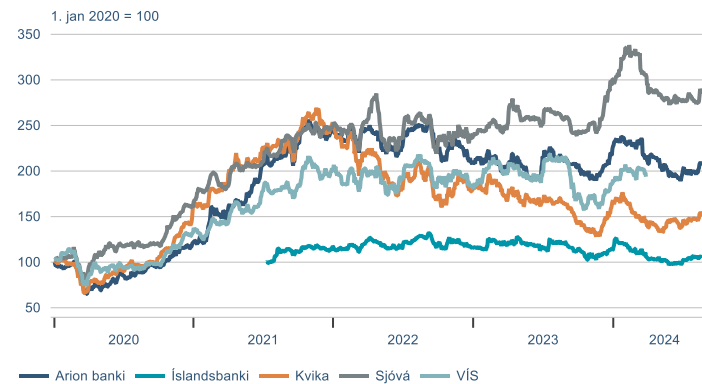
## Heild- og smásala



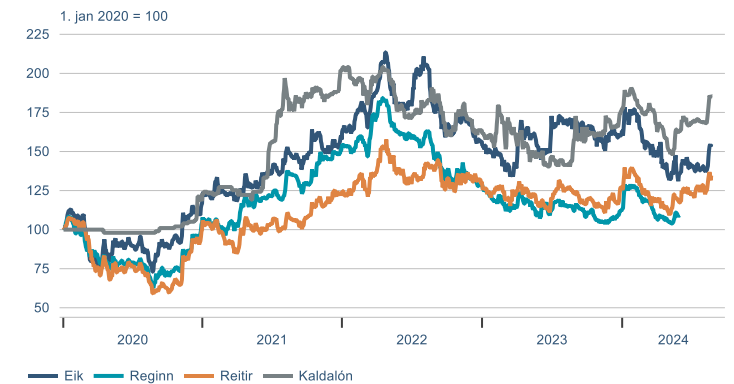
## Tæknifyrirtæki



## Fjármálfyrirtæki

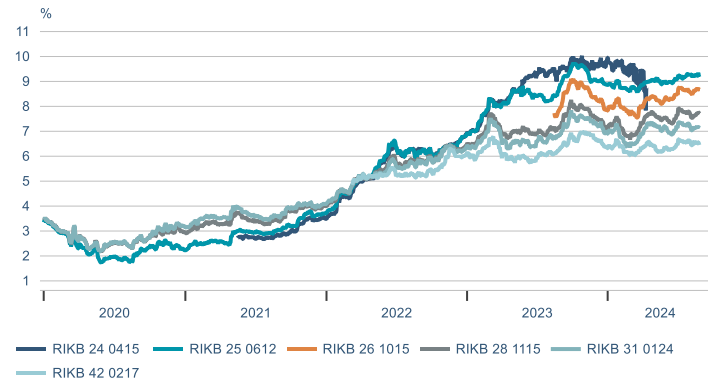


## Fasteignafélög

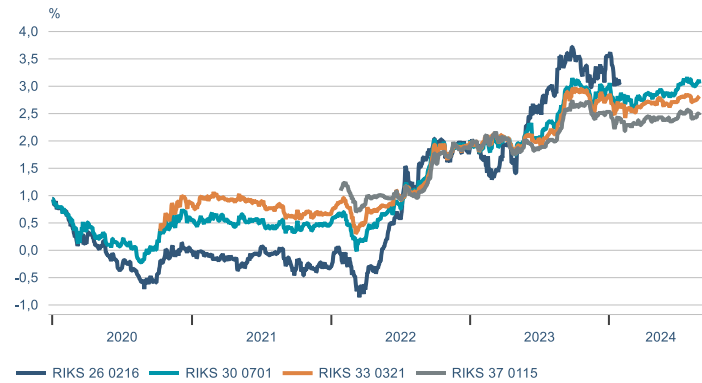


# Skuldabréf

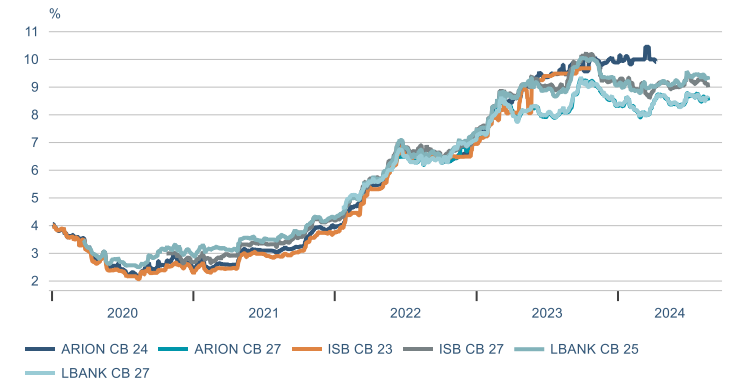
## Óverðtryggð ríkisbréf



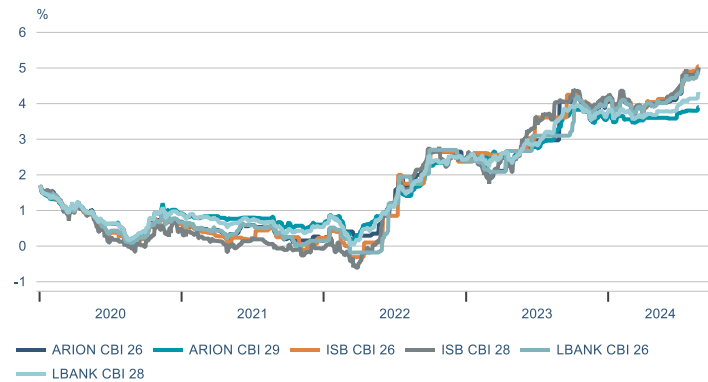
## Verðtryggð ríkisbréf



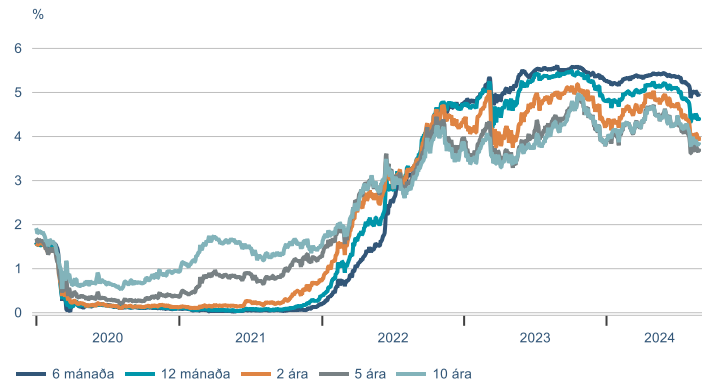
## Sértryggð skuldabréf - óverðtryggð



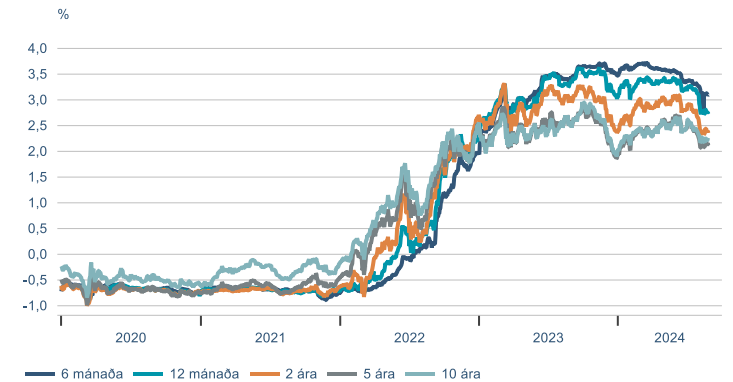
## Sértryggð skuldabréf - verðtryggð



## Bandarísk ríkisskuldabréf



## Þýsk ríkisskuldabréf

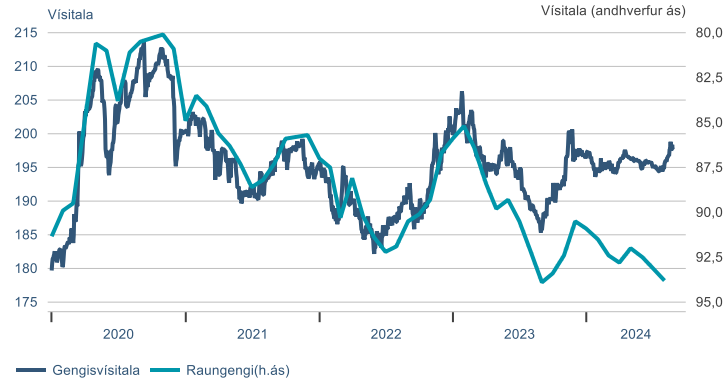


# Gjaldeyrir

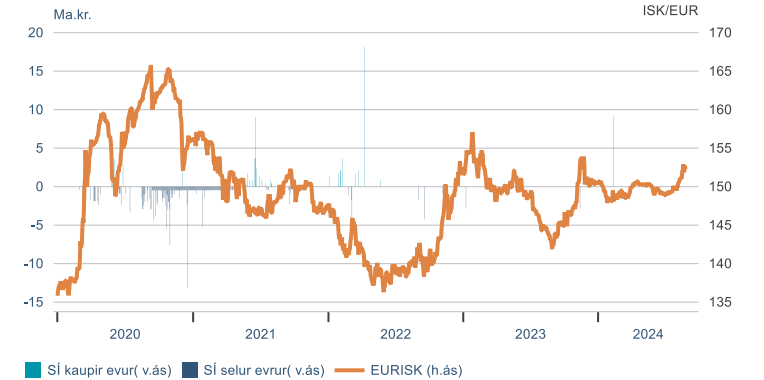
## Gengi krónunnar



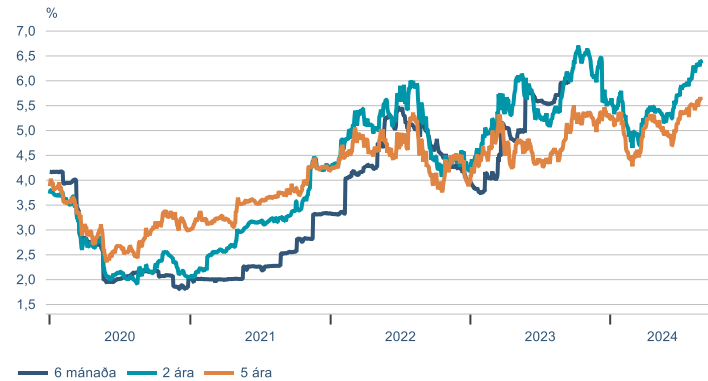
## Gengisvísitala



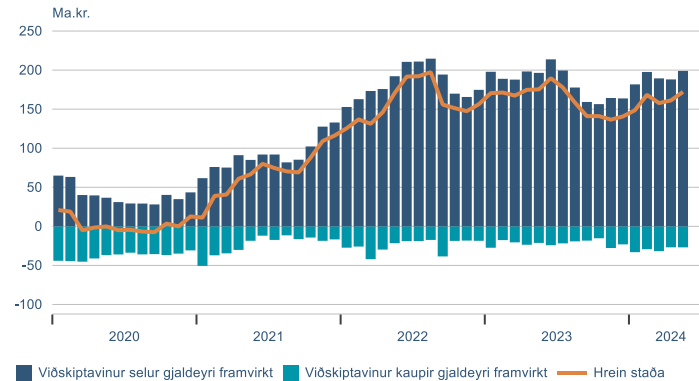
## Inngrip SÍ



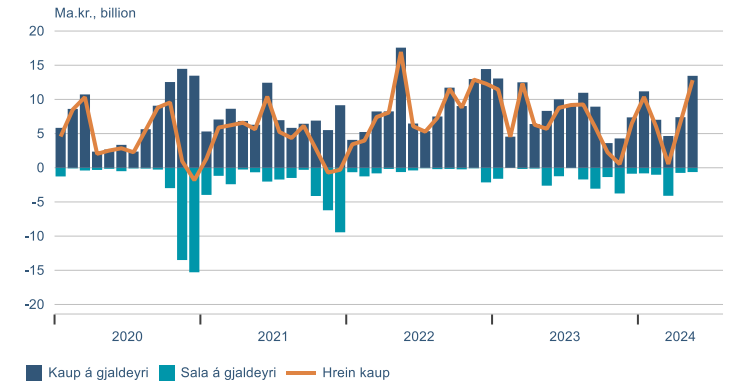
## Vaxtamanur við evru



## Staða framvirkra samninga með gjaldeyri

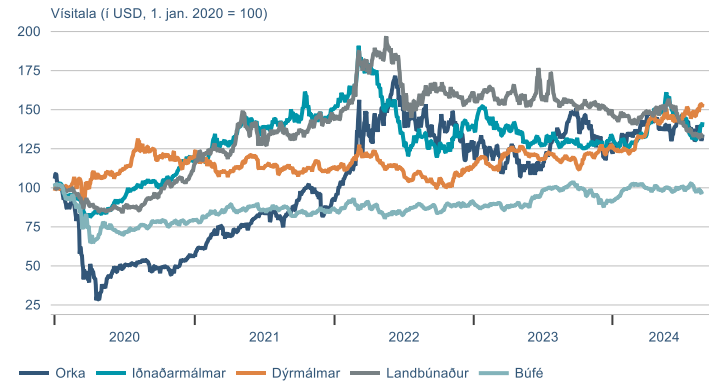


## Gjaldeyrivíðskipti lífeyrissjóða

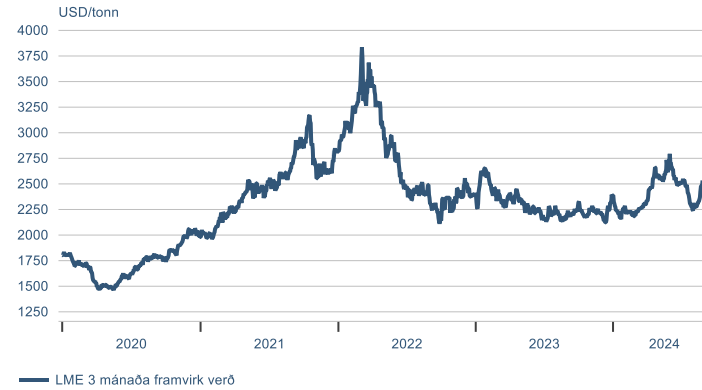


# Hrávörur

## S&P GSCI hrávöruvísitölur



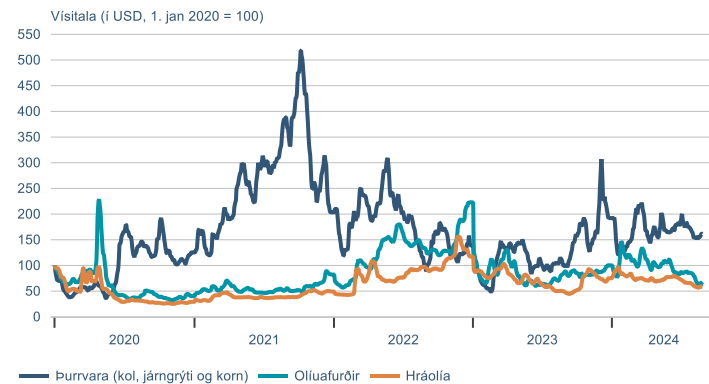
## Álverð



## Heimsmarkaðsverð á olíu



## Baltic exchange flutningsvísitölur





Hlutabréf		ávöxtun			
		Áramót	1M	3M	12M
OMXI10	2336,6	-4,9%	1,5%	0,5%	-5,6%
OMXI10GI	3008,8	-2,6%	1,5%	0,7%	-3,2%
Alvotech	1645,0	3,8%	0,5%	-12,3%	27,5%
Amaroq	110,0	-8,3%	1,9%	-14,4%	27,9%
Eimskip	368,0	-19,5%	4,5%	15,7%	-27,0%
Hampiðjan	125,5	-10,4%	4,1%	-6,0%	-12,2%
Icelandair	0,92	-31,1%	5,7%	-12,4%	-52,8%
Marel	489,0	6,4%	-3,4%	0,6%	5,5%
Play	1,91	-75,5%	-4,5%	-53,4%	-85,3%
Brim	77,2	-5,3%	7,4%	2,9%	-4,8%
Iceland Seafood	5,1	-11,4%	-5,6%	-3,8%	-15,8%
Ísfélag	155,8	-1,0%	0,5%	1,2%	
Síldarvinnslan	98,0	-4,0%	5,9%	7,1%	-14,3%
Festi	205,0	1,5%	-2,4%	5,1%	7,3%
Hagar	83,0	6,9%	-1,8%	8,2%	19,6%
Skeljungur	16,8	10,2%	7,0%	3,1%	24,6%
Ölgerðin	17,7	19,3%	1,7%	-1,1%	40,5%
Nova	3,9	-3,0%	1,8%	-0,8%	-7,4%
Síminn	9,5	-3,1%	-1,0%	-2,6%	-7,3%
Sýn	34,0	-28,4%	-2,3%	-10,5%	-27,7%
Arion	140,0	-2,3%	5,3%	3,7%	3,5%
Íslandsbanki	103,5	-1,1%	1,5%	5,0%	-8,1%
Kvika	16,0	-8,1%	4,6%	7,4%	-6,7%
Sjóvá	38,2	0,4%	1,6%	2,1%	17,4%
Skagi	15,0	-9,7%	-2,0%	-10,2%	-20,0%
Eik	11,1	1,8%	11,0%	4,7%	-2,4%
Heimar	28,7	19,6%	17,1%	21,6%	17,6%
Kaldalón	18,4	4,6%	8,9%	14,0%	29,2%
Reitir	90,0	9,2%	7,1%	11,1%	9,8%

Leiðrétt fyrir arðgreiðslum

Ríkisskuldabréf		ávöxtun					
		krafa	verð	meðalt.	áramót	1M	3M
RIKB 25 0612	9,19%	99,1	0,8	5,4%	0,9%	2,0%	8,1%
RIKB 26 1015	8,68%	96,4	1,9	3,4%	0,6%	1,2%	6,1%
RIKB 27 0415	8,38%	99,1	2,4	0,8%	0,8%	1,1%	
RIKB 28 1115	7,71%	90,5	3,7	2,4%	0,5%	1,3%	5,1%
RIKB 31 0124	7,13%	96,8	5,2	3,3%	0,9%	1,7%	5,2%
RIKB 35 0917	6,74%	102,0	7,6	3,5%	1,1%	1,3%	
RIKB 42 0217	6,45%	79,9	11,5	2,6%	1,3%	-0,7%	3,3%
RIKS 26 0216	4,73%	95,5	1,5	5,1%	0,8%	0,9%	8,2%
RIKS 30 0701	3,05%	101,0	5,4	5,9%	1,4%	1,0%	6,1%
RIKS 33 0321	2,82%	101,4	7,6	6,0%	0,9%	1,0%	5,1%
RIKS 37 0115	2,47%	84,5	11,6	6,8%	1,9%	0,8%	5,1%

Gjaldeyri		ávöxtun			
		áramót	1M	3M	12M
GVT	197,7	0,4%	1,5%	0,9%	5,8%
EUR	152,3	1,2%	1,7%	1,5%	6,4%
USD	137,0	0,6%	-0,7%	-0,9%	3,4%
GBP	179,7	3,8%	0,9%	2,0%	7,6%
DKK	20,4	1,1%	1,7%	1,5%	6,3%
SEK	13,3	-1,8%	3,9%	2,9%	10,8%
NOK	12,9	-3,6%	3,1%	-1,0%	4,4%
CHF	160,7	-1,1%	3,9%	6,1%	7,0%
JPY	0,94	-2,6%	6,3%	6,2%	3,1%

---

Þessi samantekt og/eða umfjöllun er markaðsefni ætlað til upplýsingar en ekki sem grundvöllur viðskipta. Markaðsefni þetta felur hvorki í sér fjárfestingarráðgjöf né óháða fjárfestingargreiningu. Lagakröfur sem gilda um fjárfestingarráðgjöf og fjárfestingargreiningu eiga því ekki við, þ.m.t. bann við viðskiptum fyrir dreifingu.

Upplýsingar um þróun gengis innlendra hlutabréfa, skuldabréfa og/eða vísitalna koma frá Nasdaq Iceland – Kauphöllinni. Á vef Landsbankans er hægt að nálgast nánari upplýsingar með því að smella á viðkomandi hlutabréf, skuldabréfaflokk eða vísitölu. Upplýsingar um þróun gengis erlendra fjármálagerna, vísitalna og/eða sjóða koma frá aðilum sem Landsbankinn hefur metið áreiðanlega. Þróun gengis í fortíð gefur ekki vísbendingu um framtíðarþróun.

Upplýsingar um fyrri árangur sjóða Landsbréfa byggja á upplýsingum frá Landsbréfum. Á vef Landsbankans er hægt að nálgast nánari upplýsingar með því að smella á heiti viðkomandi sjóðs, þ.m.t. um árangur síðastliðinna fimm ára. Upplýsingar um fyrri árangur sjóða sýna nafnávöxtun, nema annað sé tekið fram. Ef fyrri árangur sjóða byggir á erlendum gjaldmiðli getur ávöxtun aukist eða minnkað vegna gengissveiflna. Árangur í fortíð gefur ekki áreiðanlega vísbendingu um framtíðarárangur.

Verðbréfi viðskipti fela í sér áhættu og eru lesendur hvattir til að kynna sér Áhættulýsingu vegna viðskipta með fjármálagerna og Stefnu Landsbankans um hagsmunaárekstra sem finna má á vef Landsbankans.

Landsbankinn hefur starfsleyfi sem viðskiptabanki samkvæmt lögum nr. 161/2002 um fjármálafyrirtæki og sætir eftirliti Fjármálaeftirlits Seðlabanka Íslands ([www.sedlabanki.is/fjarmalaeftirlit](http://www.sedlabanki.is/fjarmalaeftirlit)).