



Vikubyrjun 19. ágúst 2024

Hagfræðideild



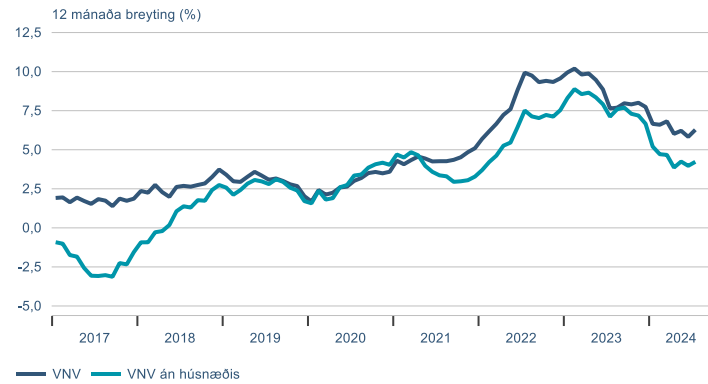
Dagatal

Vikud.	Dag.	kl.	Viðburður	Tímabil	Birtingaraðili
mán	19. ágú.		Útboð ríkisvíxla (RIKV 24 1120 og RIKV 25 0219) Útboð sértryggðra skuldabréfa (LBANK CBI 30)		Lánamál ríkisins Landsbankinn
þri	20. ágú.		Vísitala íbúðaverðs Árshlutauppgjör Árshlutauppgjör	júl 2F 2024 2F 2024	HMS Eimskip Iceland Seafood
mið	21. ágú.	08:30 08:35	Vaxtaákvörðun Peningamál (uppfærð spá) Vísitala leiguverðs á höfuðborgarsvæðinu	júl	Seðlabankinn Seðlabankinn HMS
fim	22. ágú.		Árshlutauppgjör Árshlutauppgjör Mánaðarskýrsla Hagdeildar	2F 2024 2F 2024 ágú	Nova klúbburinn Reitir HMS
		09:00 09:00 09:00 09:00	Launavísitala og tengdar vísitölur Samræmd vísitala neysliverðs Útboð verðbréfa Laus störf	júl júl júl 2. ársfj.	Hagstofan Hagstofan Seðlabankinn Hagstofan
			Skuldabréfaútboð (OR020934 GB, OR180255 GB og OR280845 GB)		OR
fös	23. ágú.	09:00	Vöru- og þjónustuviðskipti Útboð ríkisbréfa	2. ársfj.	Hagstofan Lánamál ríkisins
		09:00 09:00 09:00	Vísitala byggingarkostnaðar Vísitala framleiðsluverðs Bankakerfi	ágú júl júl	Hagstofan Hagstofan Seðlabankinn

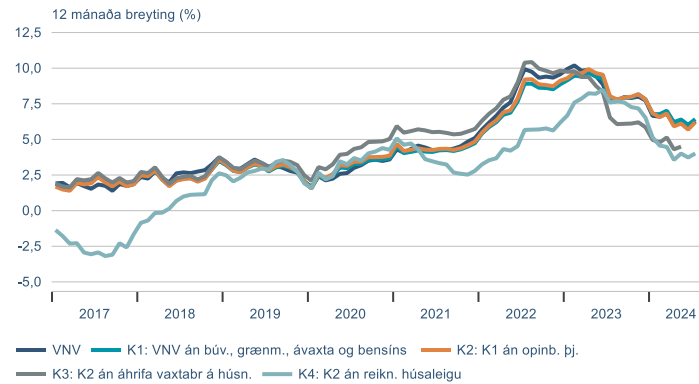
▶ Efnahagsmál

Verðlag

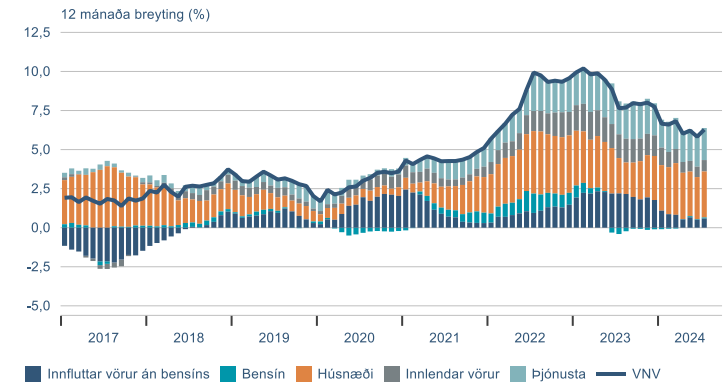
Visitala neysluverðs



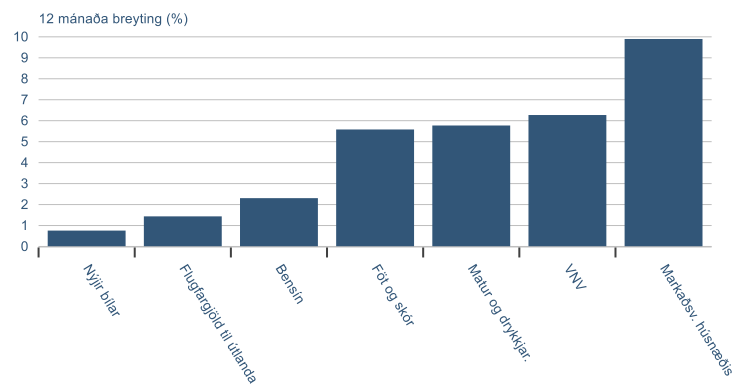
Kjarnavísitölur



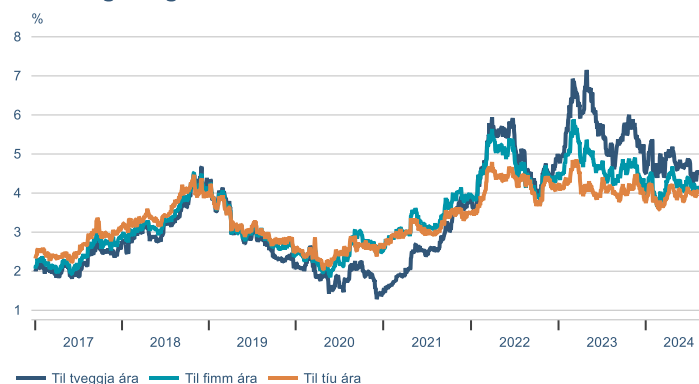
Eftir eðli og uppruna



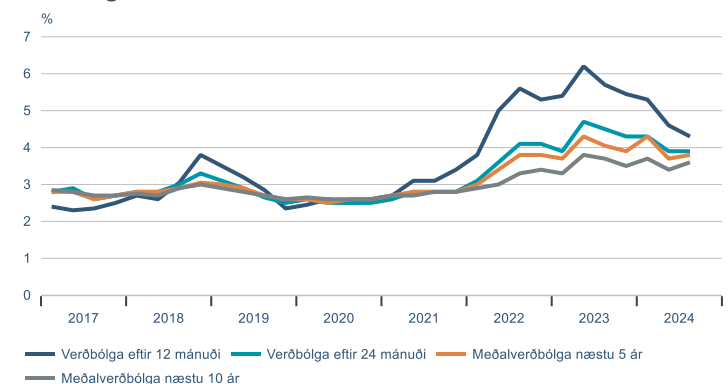
Valdir undirliðir



Verðbólguálag á skuldabréfamarkaði

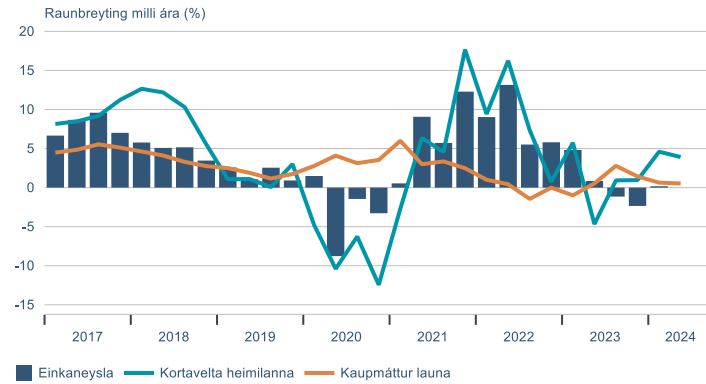


Væntingakönnun markaðsaðila

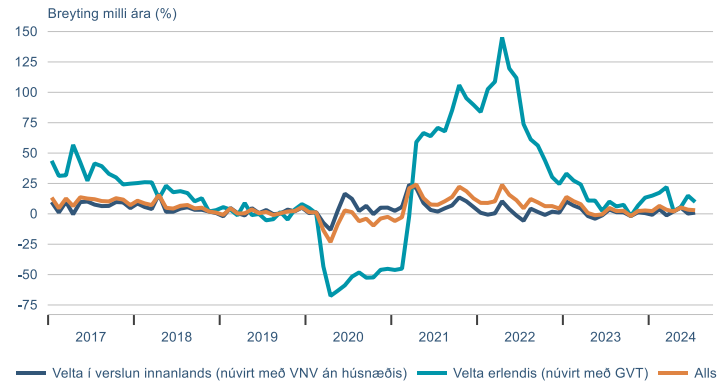


Heimilin

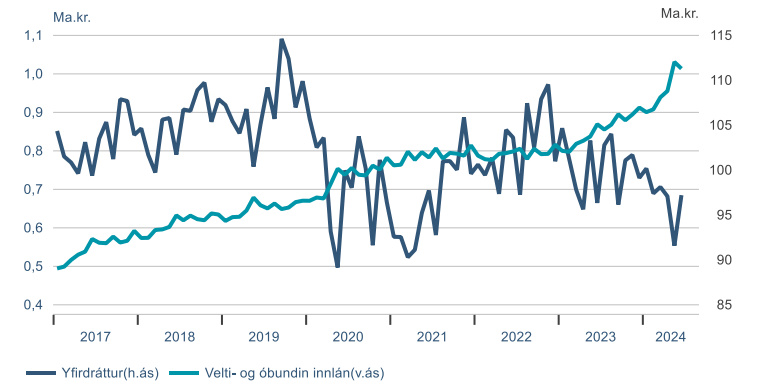
Einkaneysla, kortavelta og laun



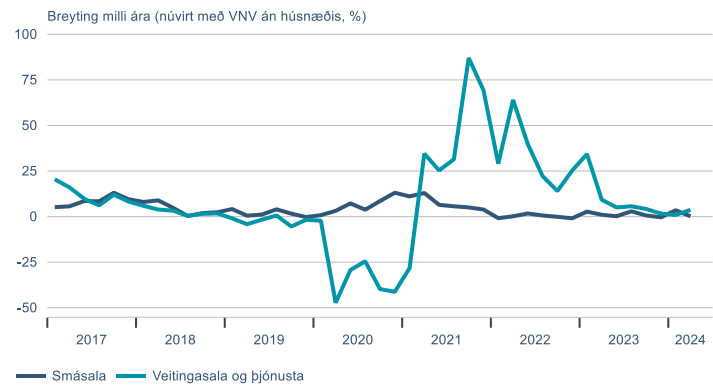
Greiðslukortavelta



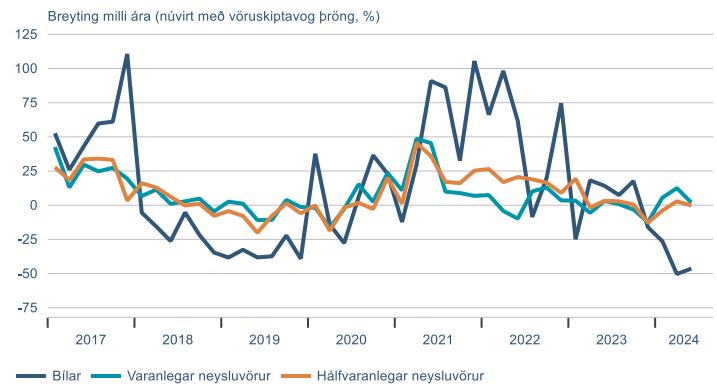
Innlán og yfirdráttur heimilanna



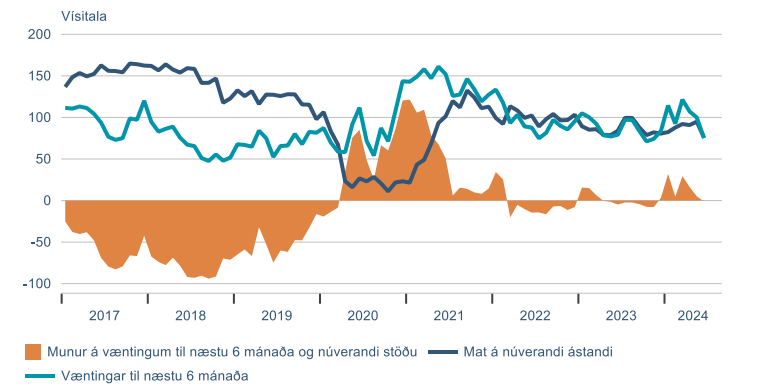
Velta skv. VSK-skýrslum



Innflutningur

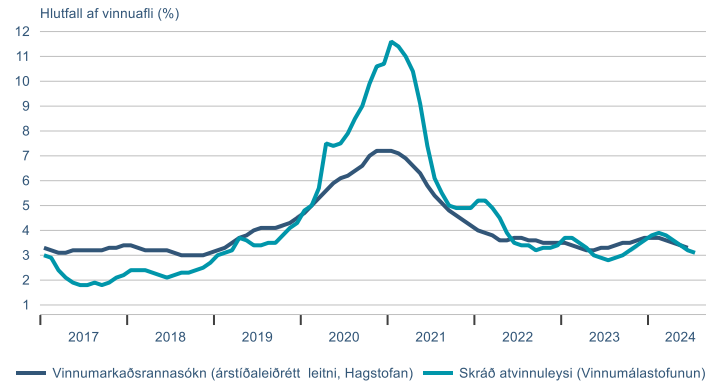


Væntingavísitala

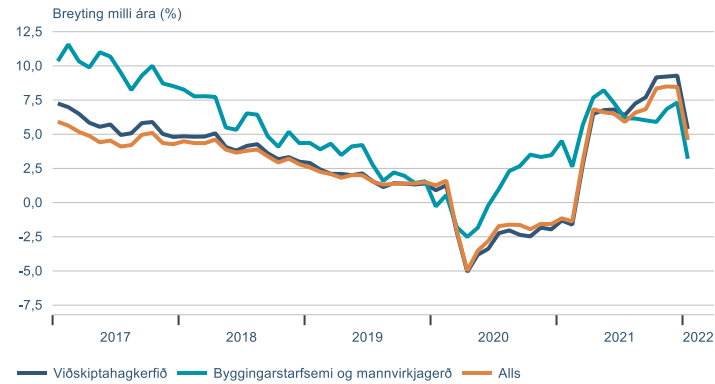


Vinnumarkaðurinn

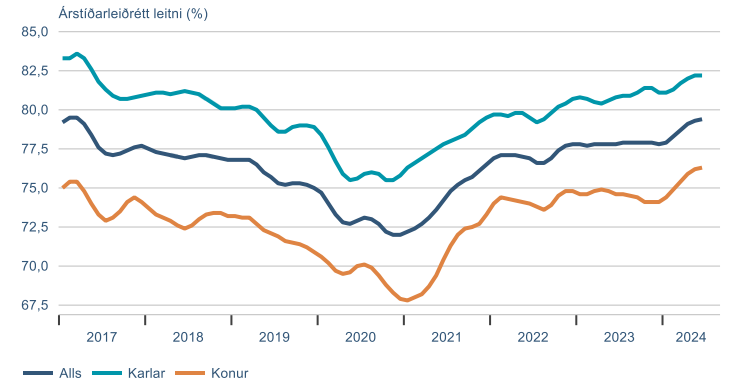
Atvinnuleysi



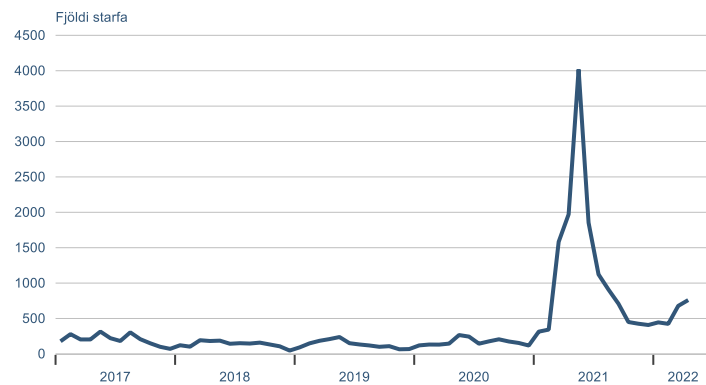
Fjöldi launagreiðenda



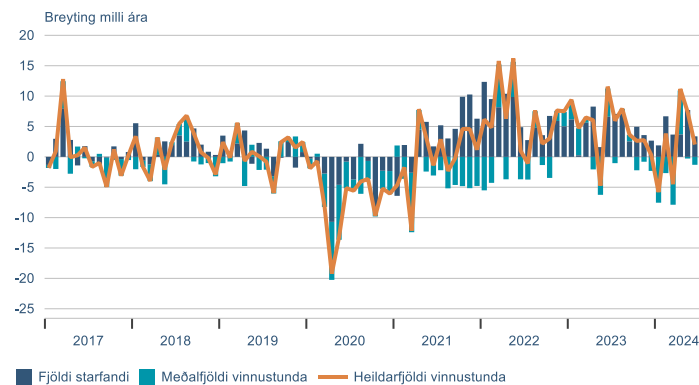
Atvinnuþáttaka



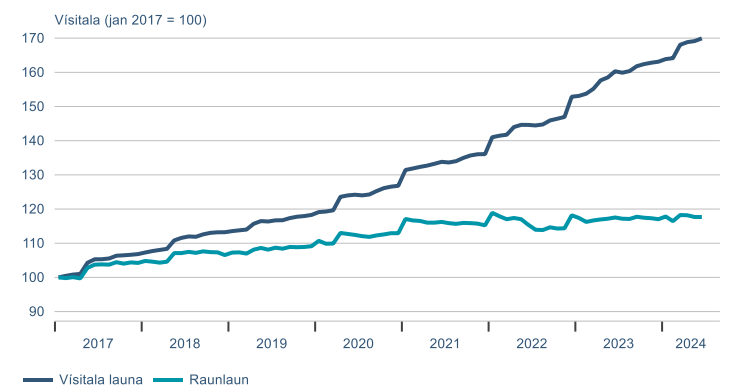
Laus störf



Fjöldi vinnustunda

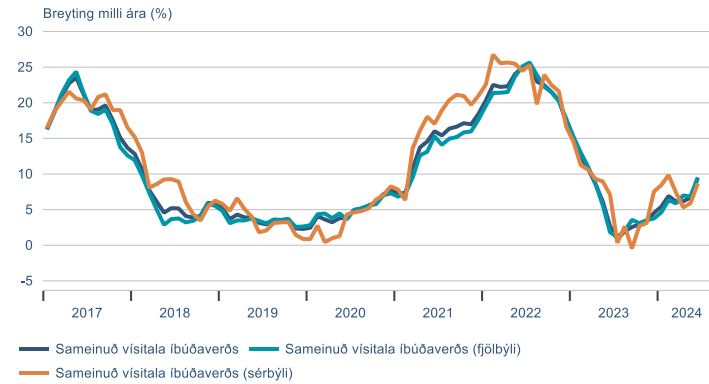


Laun

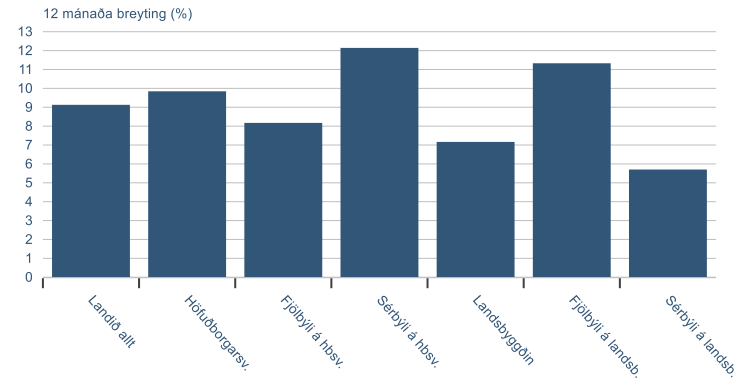


Fasteignamarkaðurinn

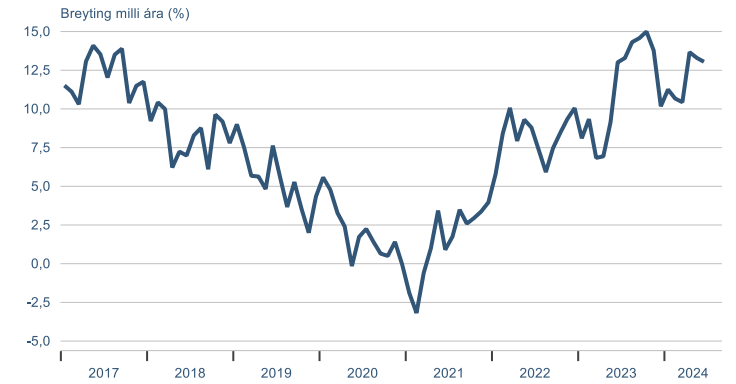
Visitala íbúðaverðs



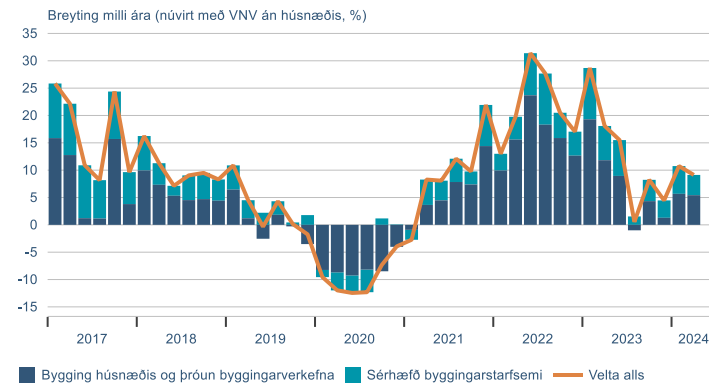
Eftir tegund húsnæðis



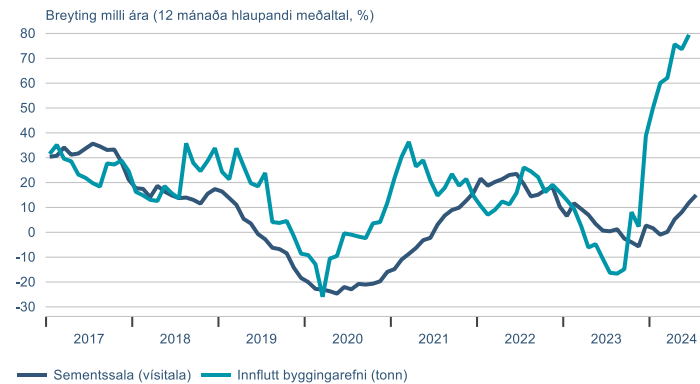
Visitala leiguverðs



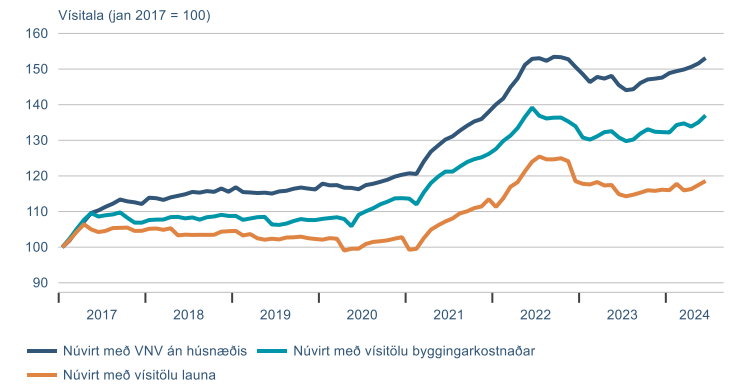
Velta í byggingariðnaði



Byggingavörur

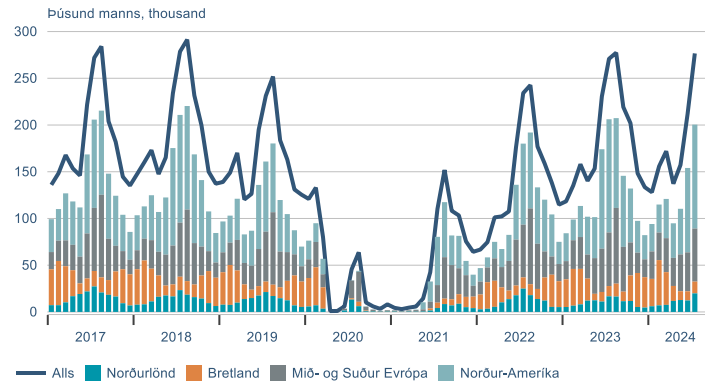


Visitala íbúðaverðs á móti undirliggjandi hagstærðum

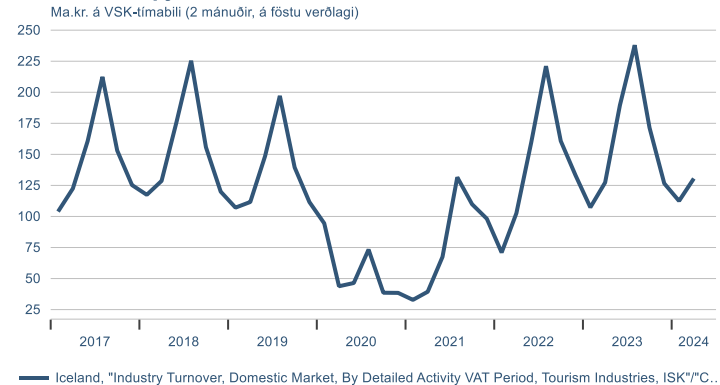


Ferðapjónustan

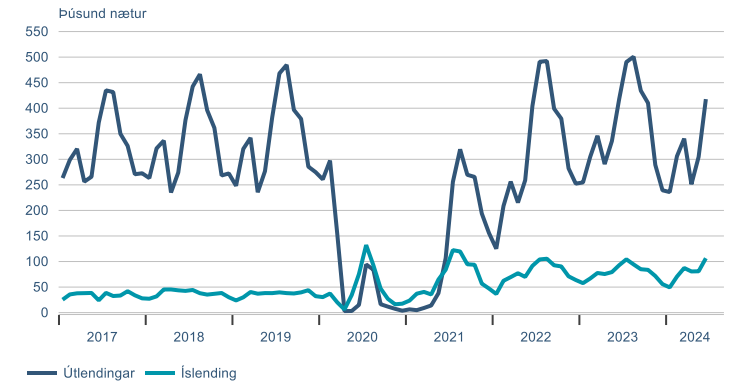
Erlendir ferðamenn um Leifstöð



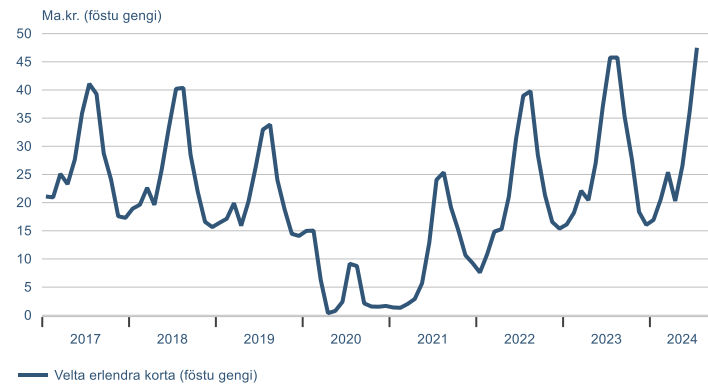
Velta í ferðapjónustu



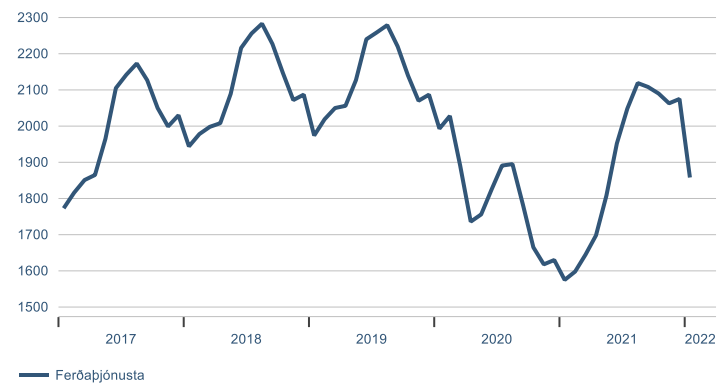
Gistinætur á hótélum



Velta erlendra greiðslukorta

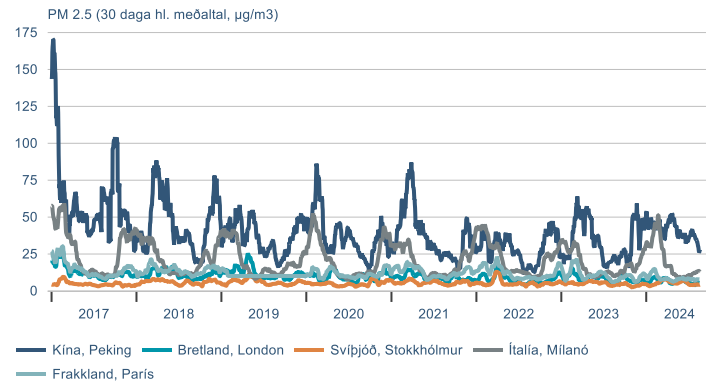


Fjöldi launagreiðenda í ferðapjónustu

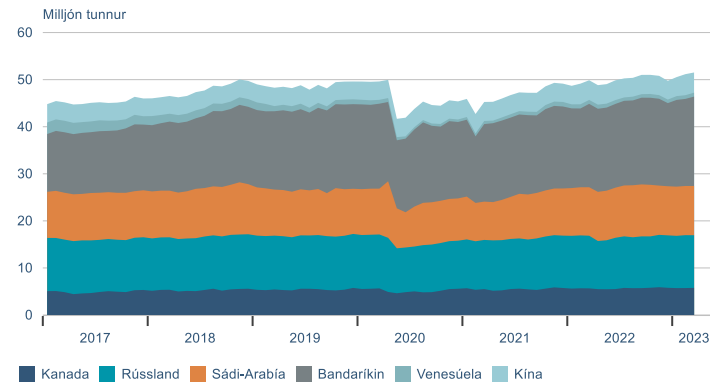


Sjálfbærni

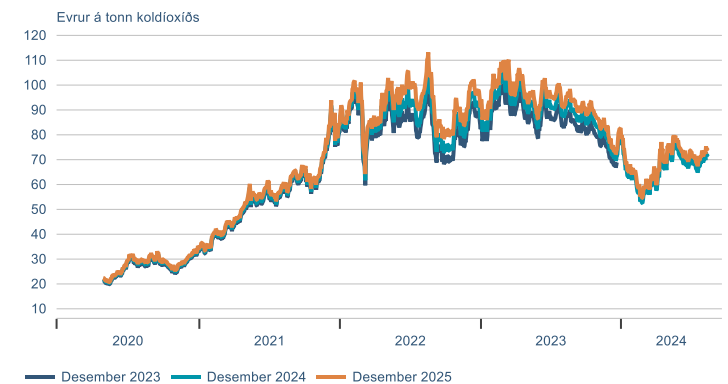
Magn svifryks



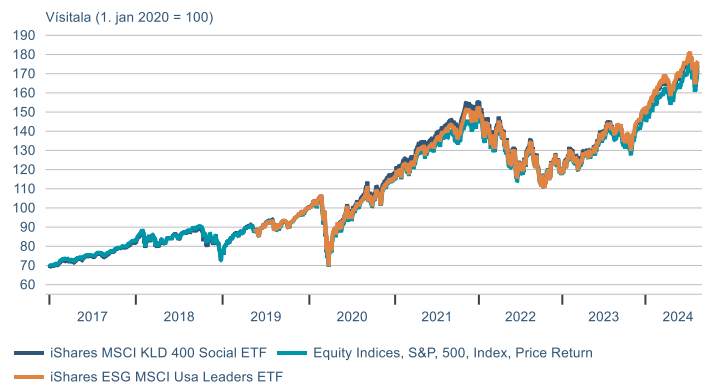
Framleiðsla hráolíu



EUA Losunarheimildir innan ETS viðskiptakerfisins



UFS Hlutabréfavisitölur og S&P 500

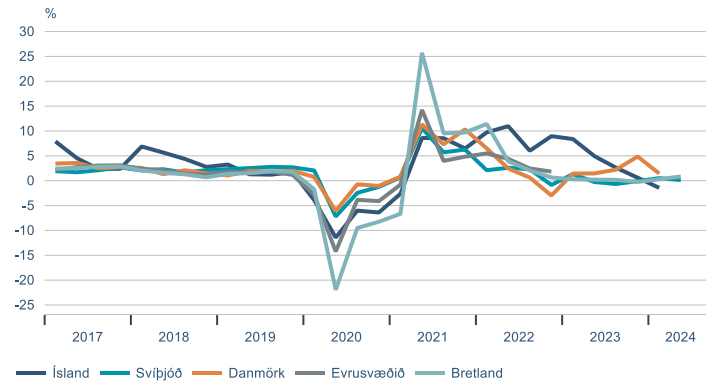


Hlutabréfavisitölur orkufyrirtækja (hluti af Eurofirst 300)

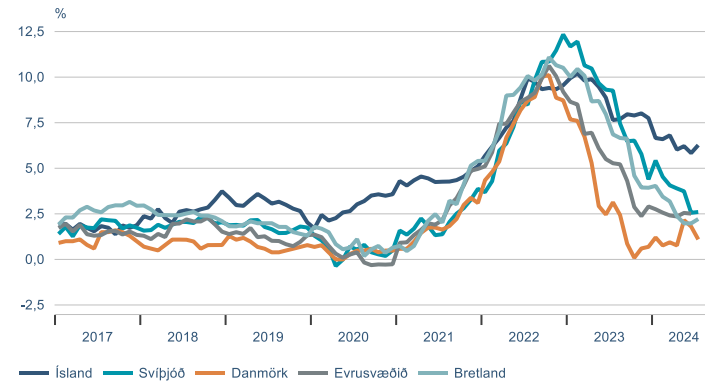


Alþjóðlegur samanburður

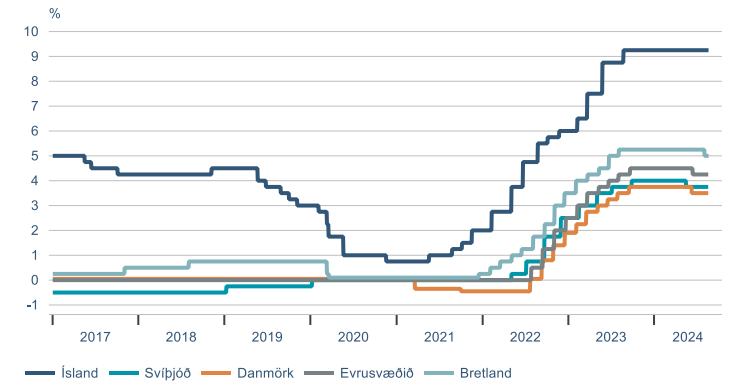
Hagvöxtur



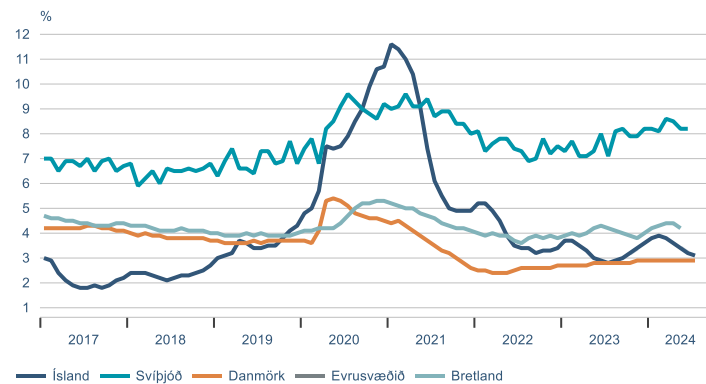
Verðbólga



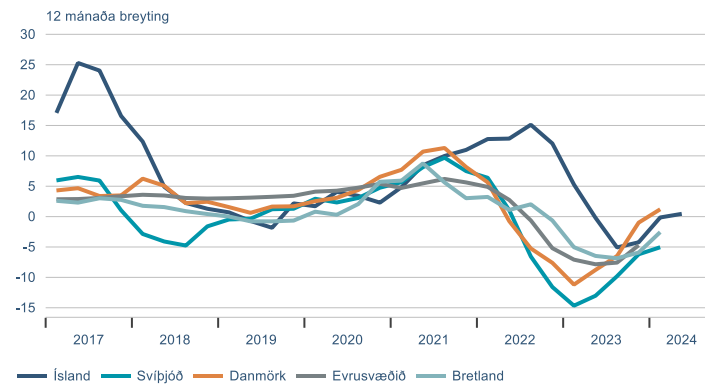
Stýrivextir



Atvinnuleysi



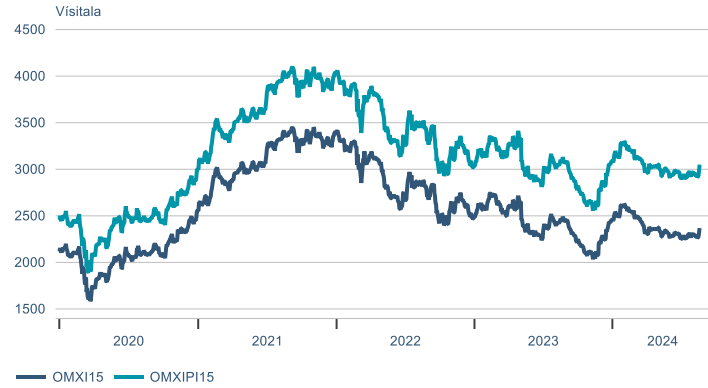
Rauverð íbúða



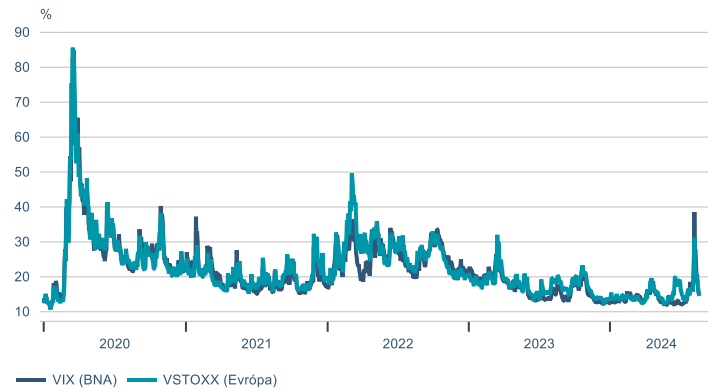
► Fjármálamarkaðir

Hlutabréf

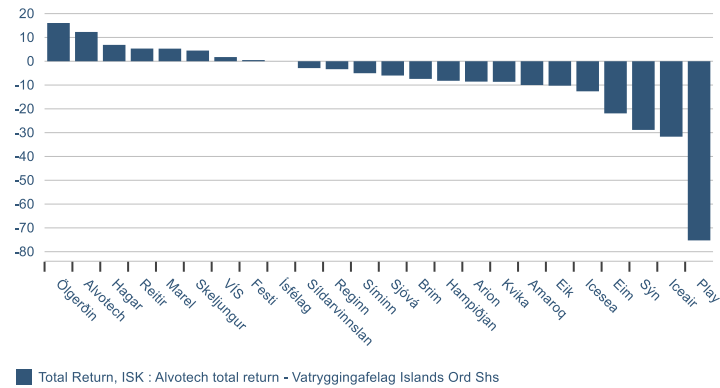
OMX-vísitölur



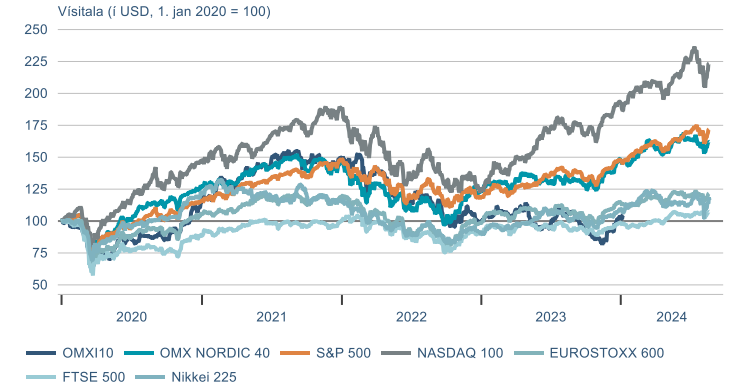
Vix-vísitölur



Það sem af er ári

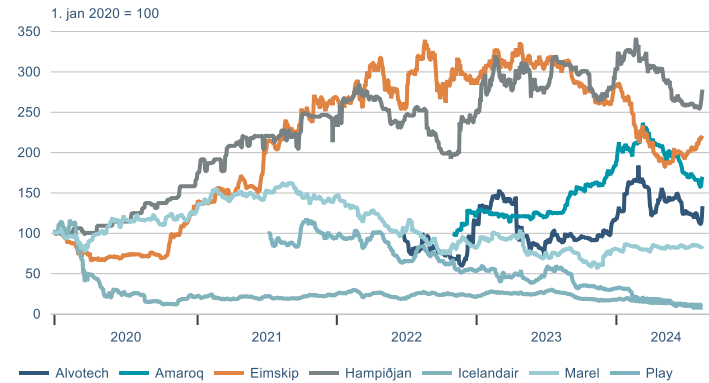


Hlutabréfavísitölur

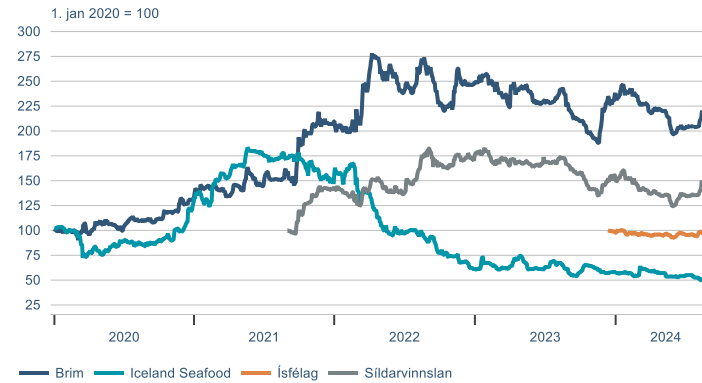


Hlutabréf

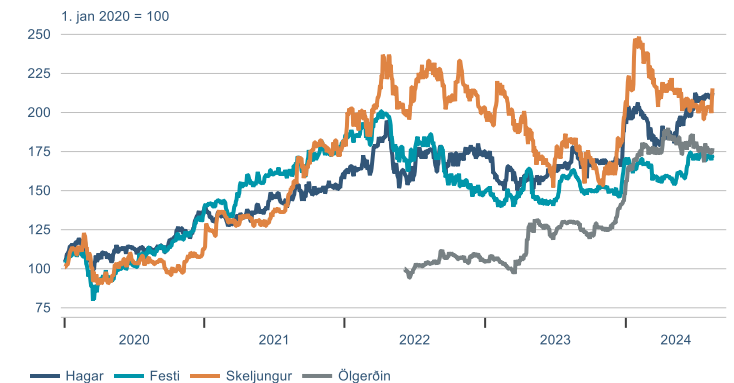
Félög með tekjur í erlendri mynt



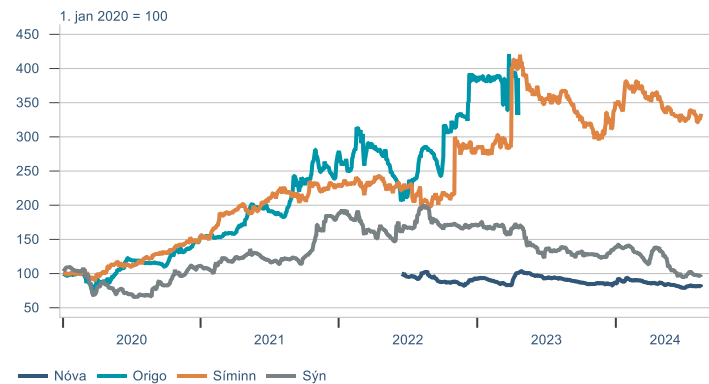
Útvegsfyrirtæki



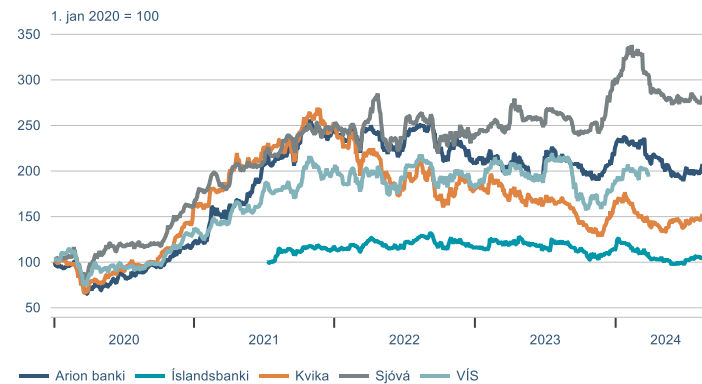
Heild- og smásala



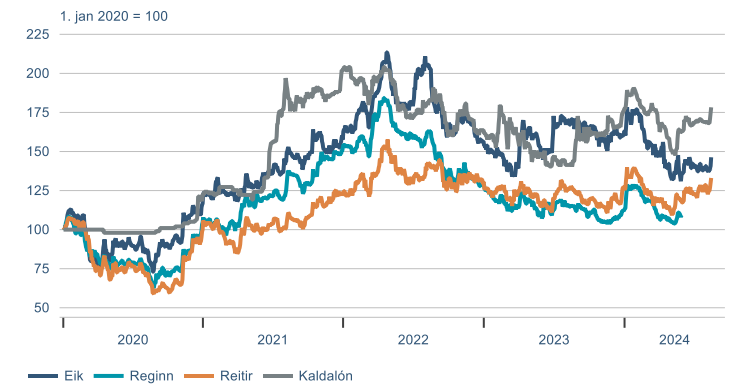
Tæknifyrirtæki



Fjármálfyrirtæki

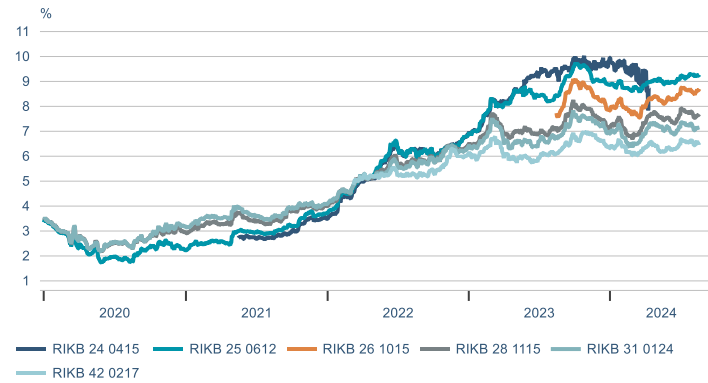


Fasteignafélög

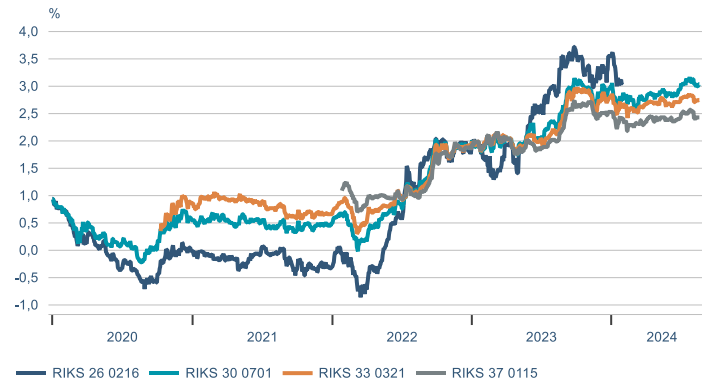


Skuldabréf

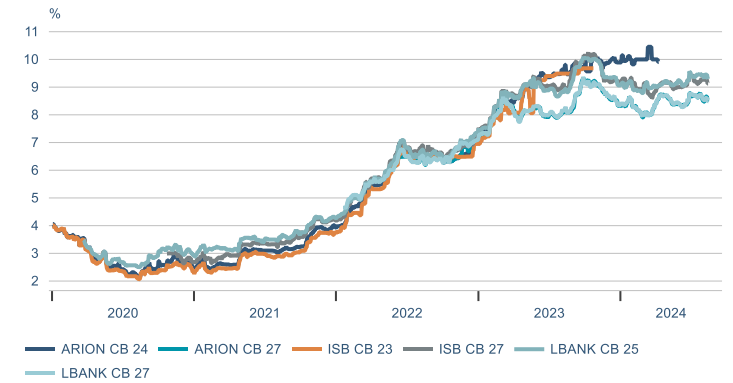
Óverðtryggð ríkisbréf



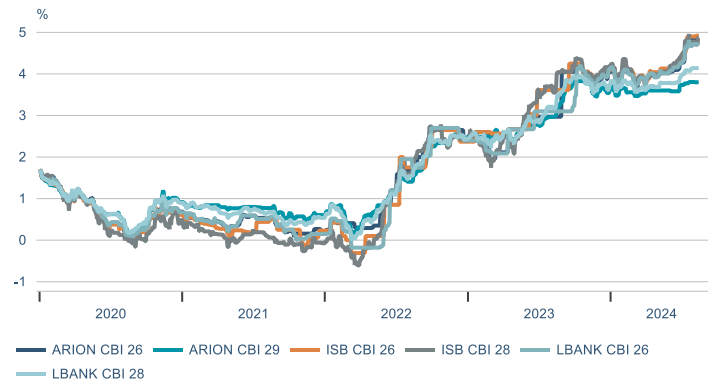
Verðtryggð ríkisbréf



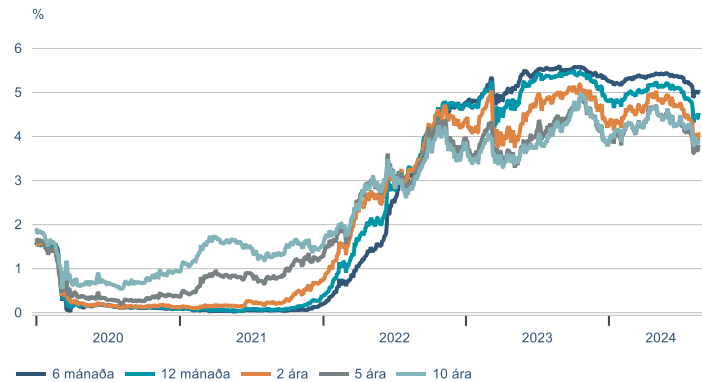
Sértryggð skuldabréf - óverðtryggð



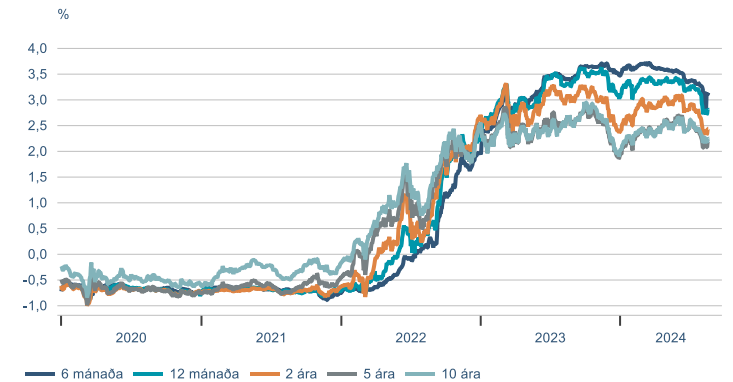
Sértryggð skuldabréf - verðtryggð



Bandarísk ríkisskuldabréf



Þýsk ríkisskuldabréf

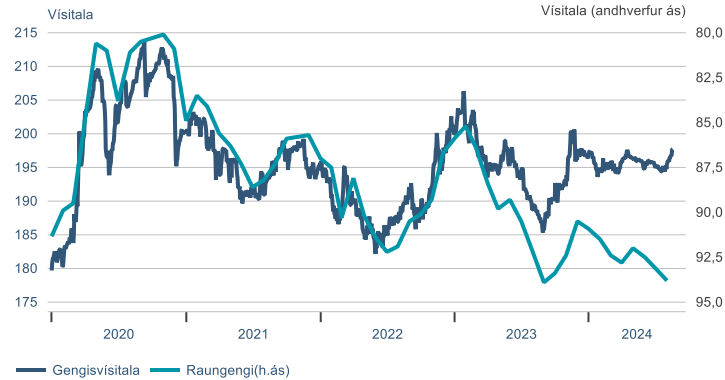


Gjaldeyrir

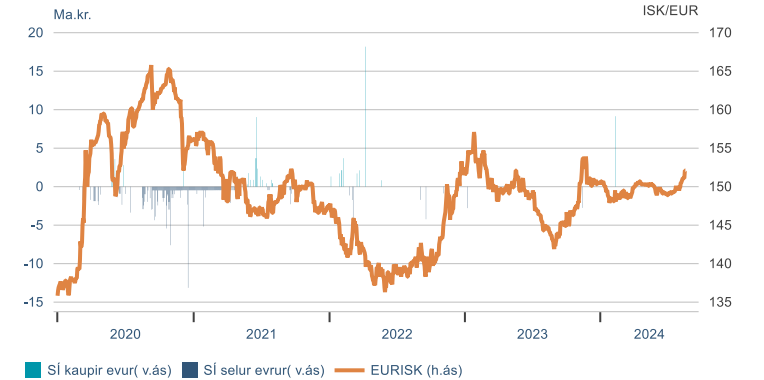
Gengi krónunnar



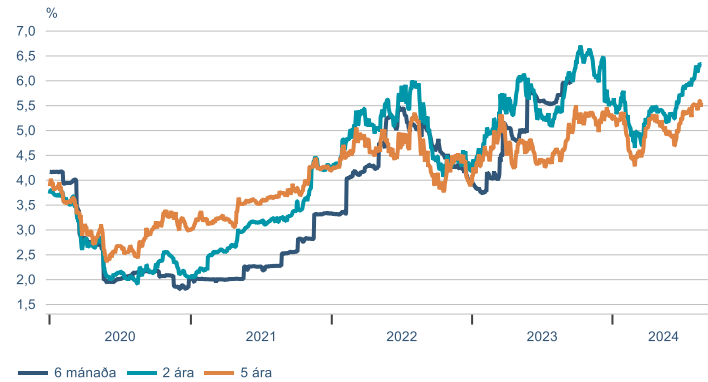
Gengisvísitala



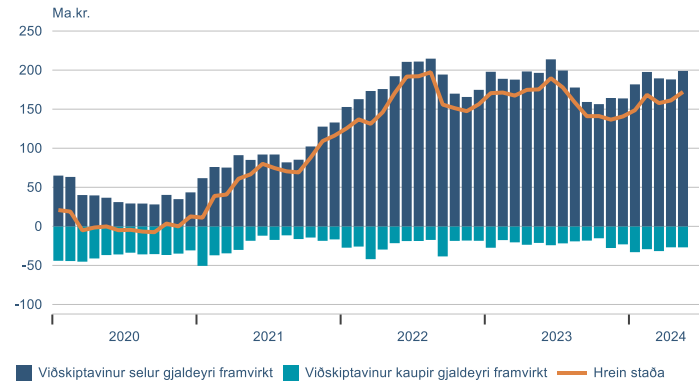
Inngrip SÍ



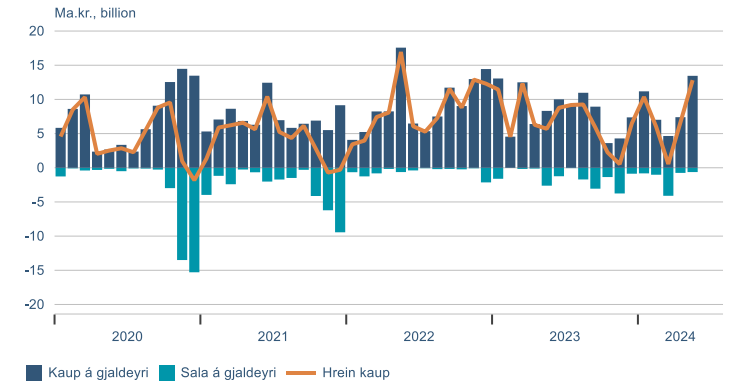
Vaxtamanur við evru



Staða framvirkra samninga með gjaldeyri

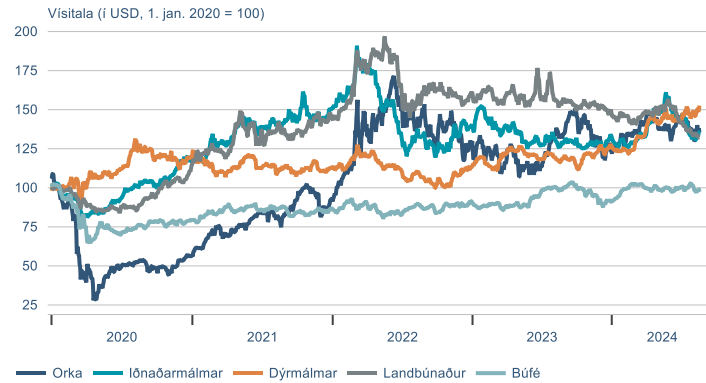


Gjaldeyrisviðskipti lífeyrissjóða



Hrávörur

S&P GSCI hrávörusvísitölur



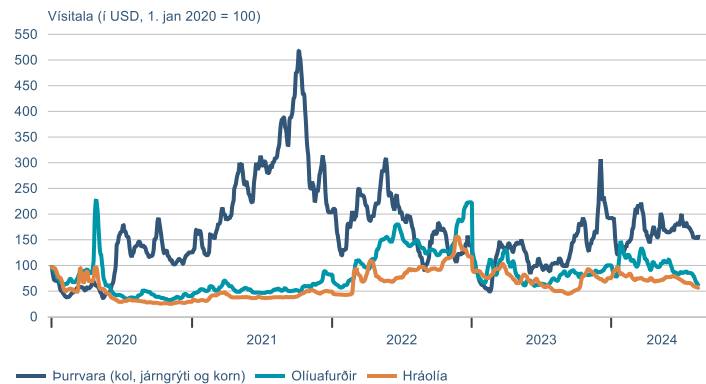
Álverð



Heimsmarkaðsverð á olíu



Baltic exchange flutningsvísitölur



Hlutabréf		ávöxtun			
		Áramót	1M	3M	12M
OMXI10	2368,5	-3,6%	3,9%	1,4%	-4,1%
OMXI10GI	3049,9	-1,2%	3,9%	1,6%	-1,7%
Alvotech	1780,0	12,3%	7,6%	-4,8%	49,0%
Amaroq	108,0	-10,0%	0,0%	-12,6%	34,3%
Eimskip	378,0	-17,3%	9,9%	17,4%	-25,6%
Hampiðjan	128,5	-8,2%	7,1%	-4,5%	-10,1%
Icelandair	0,91	-31,7%	3,6%	-11,0%	-53,9%
Marel	497,0	8,1%	0,0%	-0,6%	9,0%
Play	1,93	-75,3%	-24,6%	-52,9%	-85,3%
Brim	77,4	-5,0%	8,1%	2,7%	-6,6%
Iceland Seafood	5,0	-12,6%	-7,8%	-5,1%	-22,8%
Ísfélag	157,4	0,0%	2,2%	0,9%	
Síldarvinnslan	101,0	-1,1%	10,4%	9,5%	-12,5%
Festi	206,0	2,0%	-1,3%	6,7%	7,3%
Hagar	85,5	10,1%	2,4%	14,4%	23,2%
Skeljungur	16,3	7,0%	6,5%	0,0%	22,7%
Ölgerðin	17,7	19,3%	0,0%	0,5%	41,0%
Nova	3,9	-2,7%	3,4%	0,5%	-8,5%
Símínn	9,5	-3,1%	1,6%	-2,6%	-7,3%
Sýn	33,8	-28,8%	-2,6%	-20,3%	-28,7%
Arion	139,0	-3,0%	5,3%	0,9%	1,0%
Íslandsbanki	104,0	-0,6%	4,0%	4,2%	-8,1%
Kvika	15,9	-8,6%	6,7%	11,6%	-10,2%
Sjóvá	37,6	-1,2%	1,6%	1,9%	13,2%
Skagi	15,1	-9,1%	0,7%	-8,5%	-18,2%
Eik	10,5	-3,7%	5,0%	5,5%	-7,7%
Heimar	26,0	8,3%	8,3%	16,6%	5,7%
Kaldalón	17,7	0,6%	5,1%	18,5%	25,2%
Reitir	89,0	8,0%	5,3%	10,6%	6,7%

Leiðrétt fyrir arðgreiðslum

Ríkisskuldabréf		krafa	verð	meðalt.	ávöxtun			
					áramót	1M	3M	12M
RIKB 25 0612		9,28%	99,0	0,8	5,1%	0,7%	1,9%	7,8%
RIKB 26 1015		8,72%	96,3	2,0	3,2%	0,7%	0,9%	5,7%
RIKB 27 0415		8,39%	99,0	2,4		0,8%	0,9%	
RIKB 28 1115		7,70%	90,5	3,8	2,3%	1,0%	0,9%	5,1%
RIKB 31 0124		7,16%	96,6	5,2	3,0%	1,1%	0,9%	4,6%
RIKB 35 0917		6,79%	101,6	7,6	3,1%	1,1%	0,3%	
RIKB 42 0217		6,54%	79,1	11,5	1,5%	1,0%	-2,4%	1,3%
RIKS 26 0216		4,58%	95,6	1,5	5,1%	0,7%	1,0%	7,1%
RIKS 30 0701		3,03%	101,2	5,4	5,9%	1,1%	1,8%	4,6%
RIKS 33 0321		2,74%	101,9	7,6	6,4%	1,2%	2,2%	4,1%
RIKS 37 0115		2,44%	84,8	11,6	7,0%	1,9%	2,2%	3,4%

Gjaldeyri		áramót			
		1M	3M	12M	
GVT	198,8	1,0%	2,3%	1,4%	5,8%
EUR	152,9	1,6%	2,4%	1,7%	6,1%
USD	139,1	2,1%	1,6%	0,5%	5,4%
GBP	179,6	3,7%	1,1%	2,6%	6,8%
DKK	20,5	1,5%	2,4%	1,7%	6,0%
SEK	13,2	-2,3%	2,5%	2,4%	8,7%
NOK	12,9	-3,4%	2,1%	0,2%	2,8%
CHF	160,3	-1,4%	4,8%	4,7%	6,8%
JPY	0,94	-2,4%	8,7%	5,2%	3,7%

Þessi samantekt og/eða umfjöllun er markaðsefni ætlað til upplýsingar en ekki sem grundvöllur viðskipta. Markaðsefni þetta felur hvorki í sér fjárfestingarráðgjöf né óháða fjárfestingargreiningu. Lagakröfur sem gilda um fjárfestingarráðgjöf og fjárfestingargreiningu eiga því ekki við, þ.m.t. bann við viðskiptum fyrir dreifingu.

Upplýsingar um þróun gengis innlendra hlutabréfa, skuldabréfa og/eða vísitalna koma frá Nasdaq Iceland – Kauphöllinni. Á vef Landsbankans er hægt að nálgast nánari upplýsingar með því að smella á viðkomandi hlutabréf, skuldabréfaflokk eða vísitölu. Upplýsingar um þróun gengis erlendra fjármálagerna, vísitalna og/eða sjóða koma frá aðilum sem Landsbankinn hefur metið áreiðanlega. Þróun gengis í fortíð gefur ekki vísbendingu um framtíðarþróun.

Upplýsingar um fyrri árangur sjóða Landsbréfa byggja á upplýsingum frá Landsbréfum. Á vef Landsbankans er hægt að nálgast nánari upplýsingar með því að smella á heiti viðkomandi sjóðs, þ.m.t. um árangur síðastliðinna fimm ára. Upplýsingar um fyrri árangur sjóða sýna nafnávöxtun, nema annað sé tekið fram. Ef fyrri árangur sjóða byggir á erlendum gjaldmiðli getur ávöxtun aukist eða minnkað vegna gengissveiflna. Árangur í fortíð gefur ekki áreiðanlega vísbendingu um framtíðarárangur.

Verðbréfi viðskipti fela í sér áhættu og eru lesendur hvattir til að kynna sér Áhættulýsingu vegna viðskipta með fjármálagerna og Stefnu Landsbankans um hagsmunaárekstra sem finna má á vef Landsbankans.

Landsbankinn hefur starfsleyfi sem viðskiptabanki samkvæmt lögum nr. 161/2002 um fjármálafyrirtæki og sætir eftirliti Fjármálaeftirlits Seðlabanka Íslands (www.sedlabanki.is/fjarmalaeftirlit).