



# Vikubyrjun 12. ágúst 2024

---

Hagfræðideild



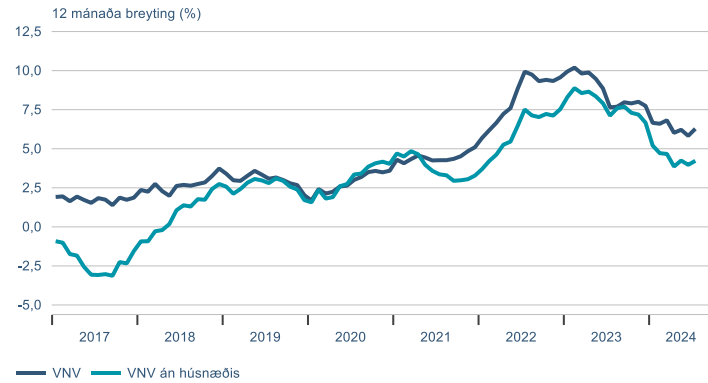
# Dagatal

Vikud.	Dag.	kl.	Viðburður	Tímabil	Birtingaraðili
mán	12. ágú.	12:00	<b>Skráð atvinnuleysi</b>	júl	Vinnumálastofnun
þri	13. ágú.	09:00	Efnahagslegar skammtímatölur		Hagstofan
mið	14. ágú.		<b>Árshlutauppgjör</b>	2F 2024	Amaroq
			<b>Árshlutauppgjör</b>	2F 2024	Kvika banki
			Útboð sértryggðra skuldabréfa (ARION CB 27 og ARION CBI 30)		Arion banki
			Skuldabréfaútboð		Reykjavíkurborg
fim	15. ágú.		<b>Árshlutauppgjör</b>	2F 2024	Eik
			<b>Árshlutauppgjör</b>	1. ársh.	SKEL fjárfestafélag
			<b>Árshlutauppgjör</b>	2F 2024	Alvotech
		09:00	Skammtímahagvísar ferðapjónustu	ágú	Hagstofan
		09:00	Vinnumarkaðurinn (ársfjórðungsleg)	2. ársfj.	Hagstofan
		09:00	Fiskafli	júl	Hagstofan
		09:00	Laus störf	2. ársfj.	Hagstofan
			Fjöldi leigusamninga um íbúðarhúsnæði	júl	HMS
fös	16. ágú.		<b>Lok verðkönnunarviku</b>	ágú	Hagstofan
			<b>Væntingakönnunar markaðsaðila</b>	3. ársfj.	Seðlabankinn
		09:00	<b>Greiðslumiðlun</b>	júl	Seðlabankinn
		09:00	Gjaldeyrisforði og tengdir liðir	júl	Seðlabankinn

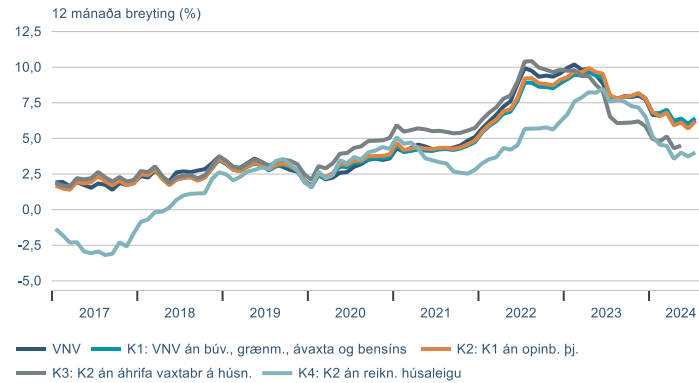
▶ Efnahagsmál

# Verðlag

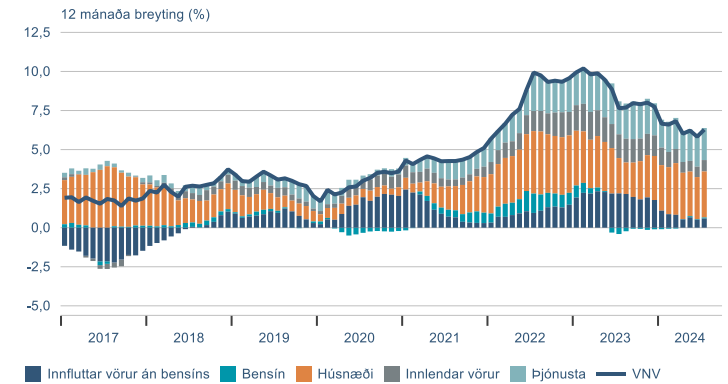
## Visitala neysluverðs



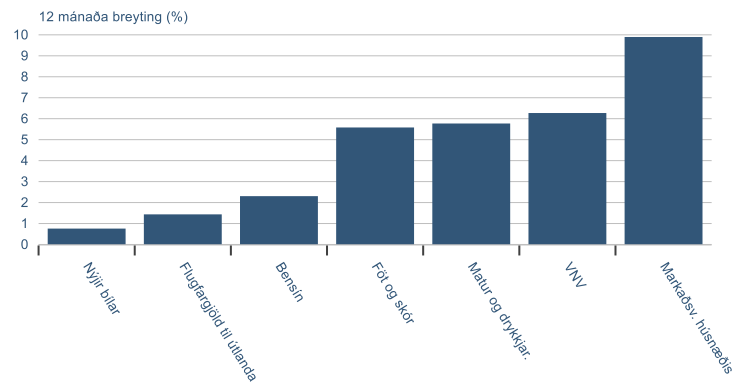
## Kjarnavísitölur



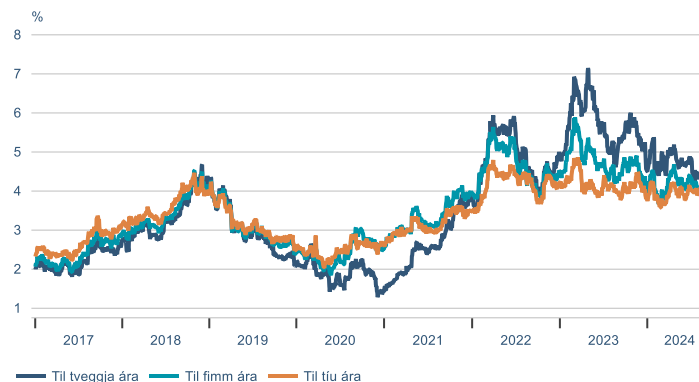
## Eftir eðli og uppruna



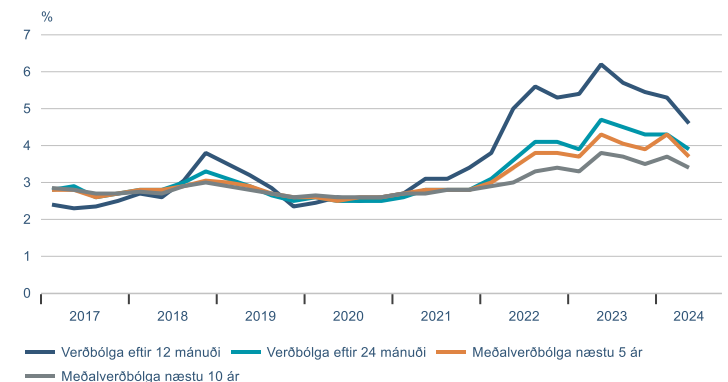
## Valdir undirliðir



## Verðbólguálag á skuldabréfamarkaði

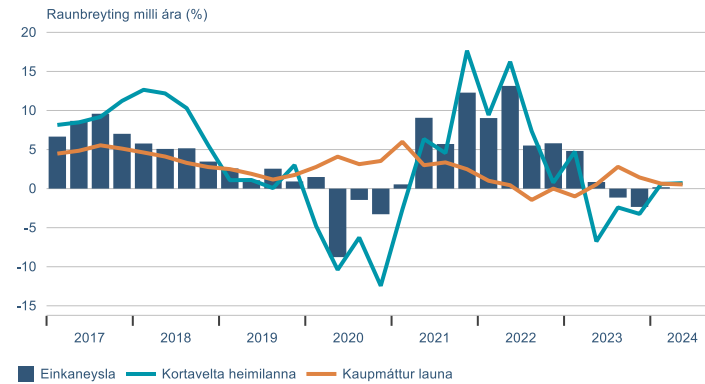


## Væntingakönnun markaðsaðila

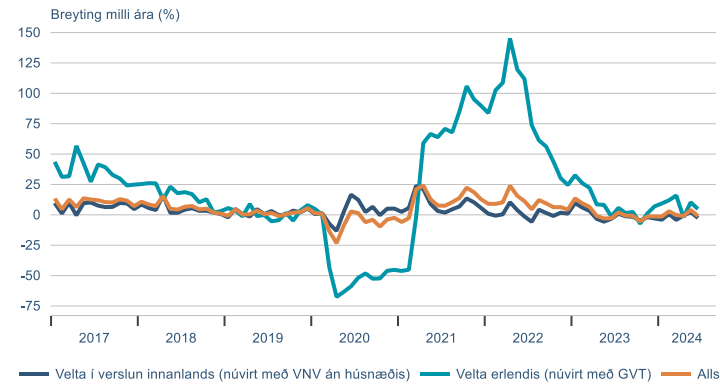


# Heimilin

## Einkaneysla, kortavelta og laun



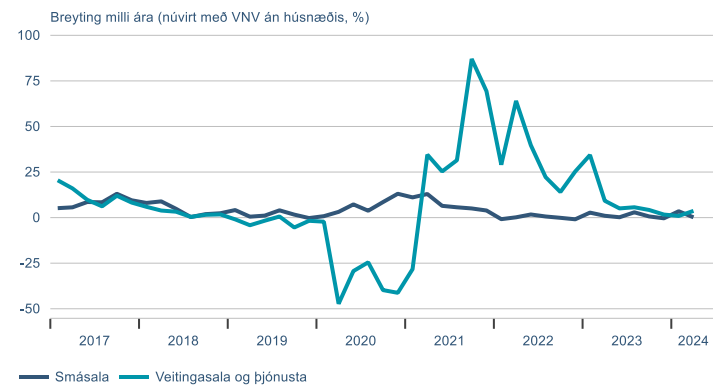
## Greiðslukortavelta



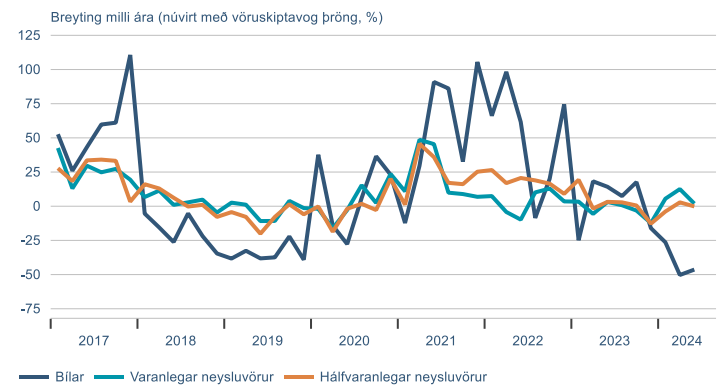
## Innlán og yfirdráttur heimilanna



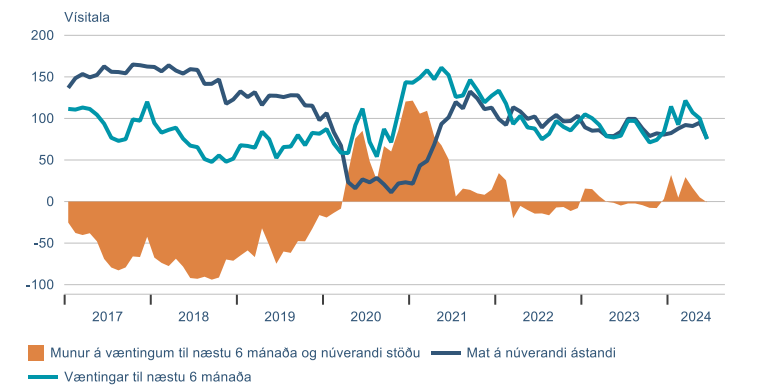
## Velta skv. VSK-skýrslum



## Innflutningur

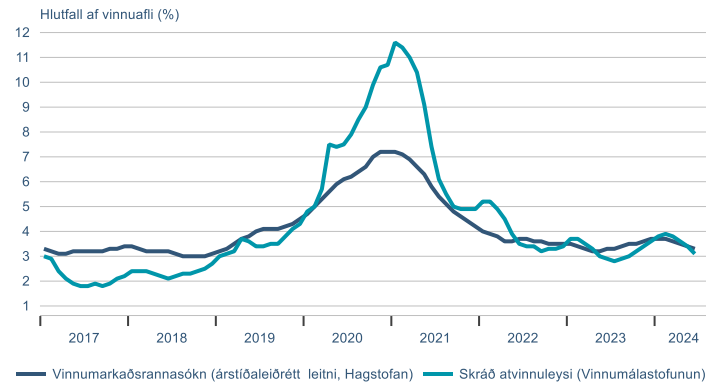


## Væntingavísitala

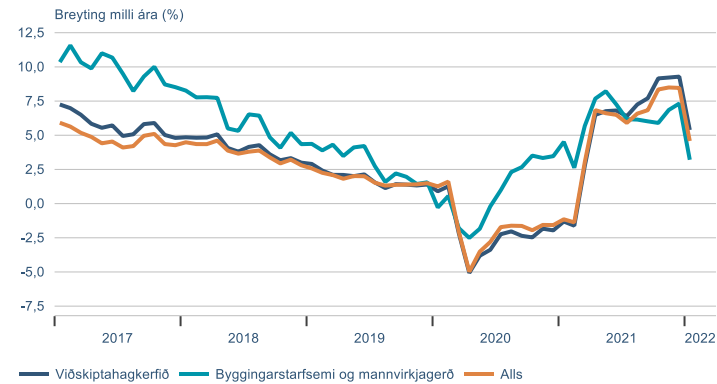


# Vinnumarkaðurinn

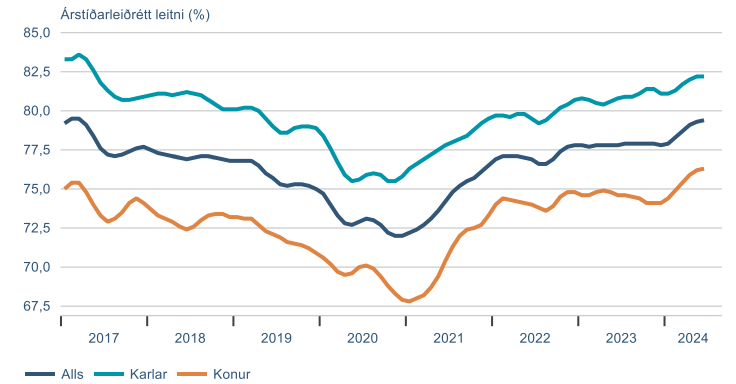
## Atvinnuleysi



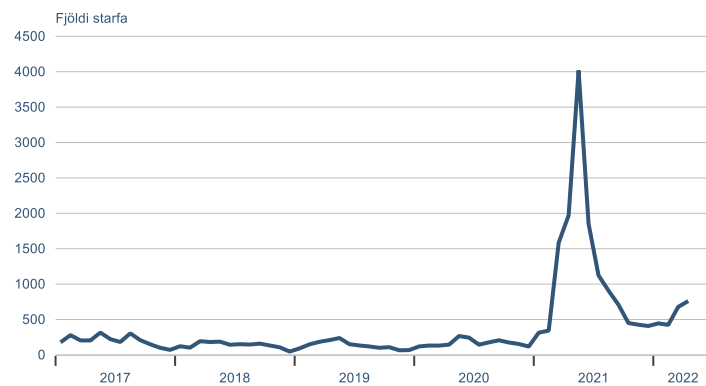
## Fjöldi launagreiðenda



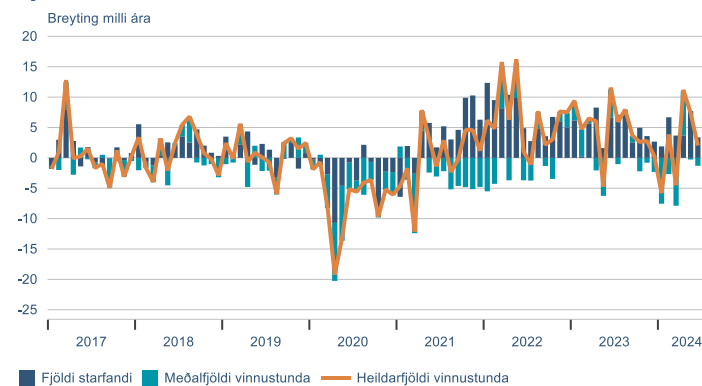
## Atvinnupáttaka



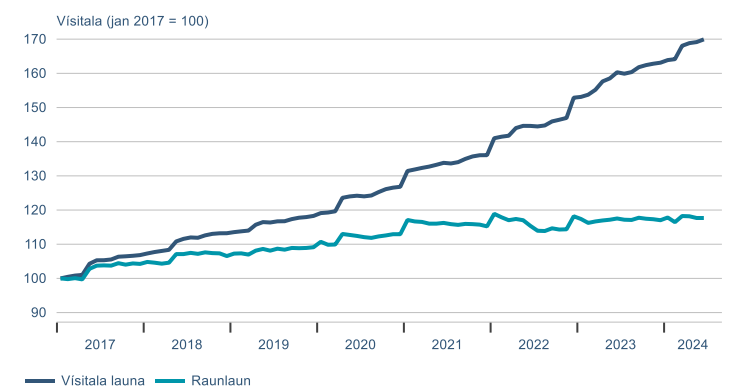
## Laus störf



## Fjöldi vinnustunda

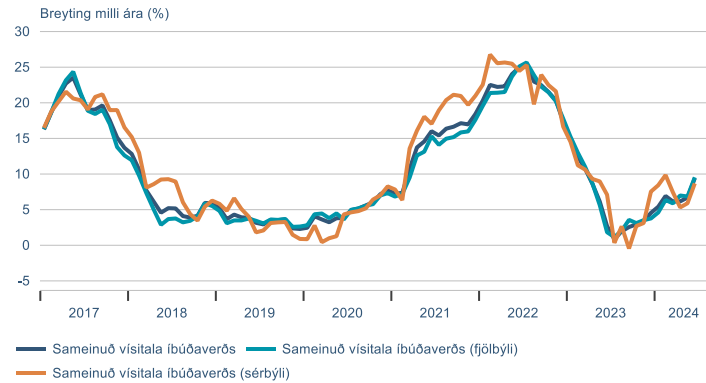


## Laun

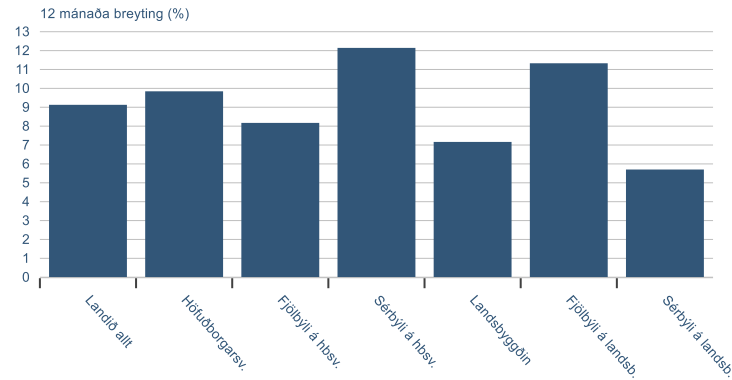


# Fasteignamarkaðurinn

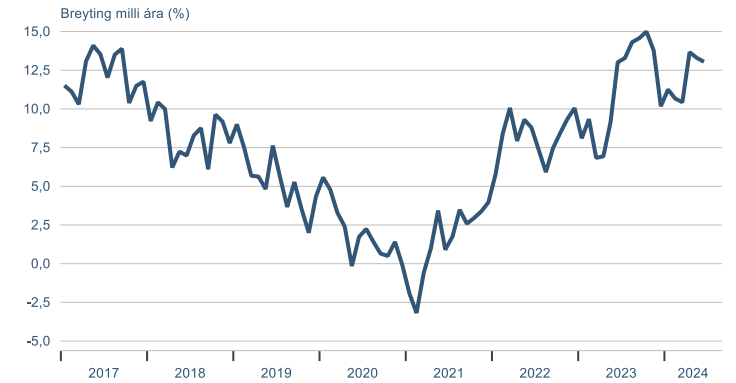
## Visitala íbúðaverðs



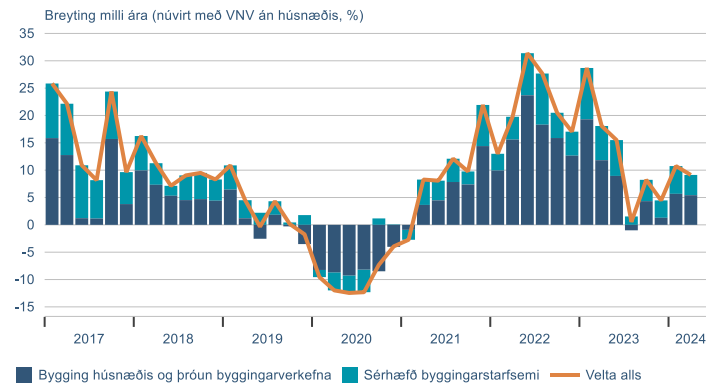
## Eftir tegund húsnæðis



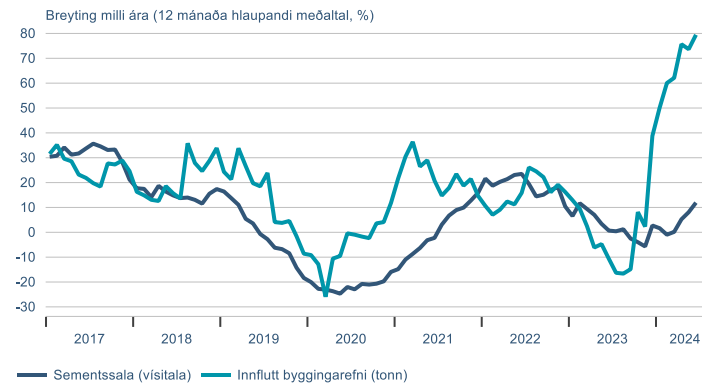
## Visitala leiguverðs



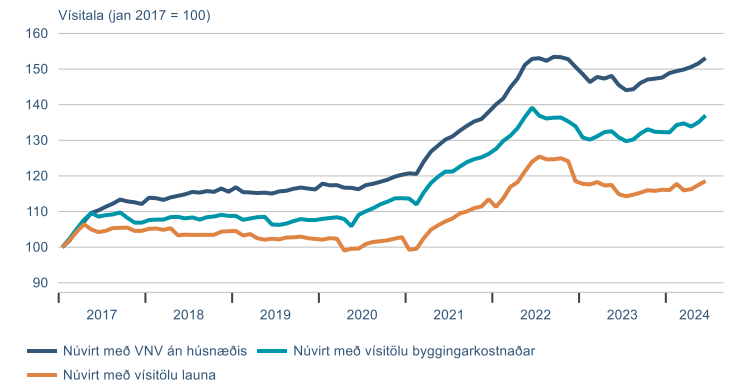
## Velta í byggingariðnaði



## Byggingavörur

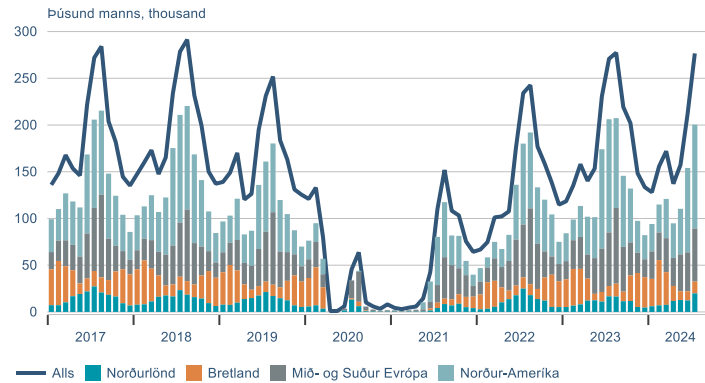


## Visitala íbúðaverðs á móti undirliggjandi hagstærðum

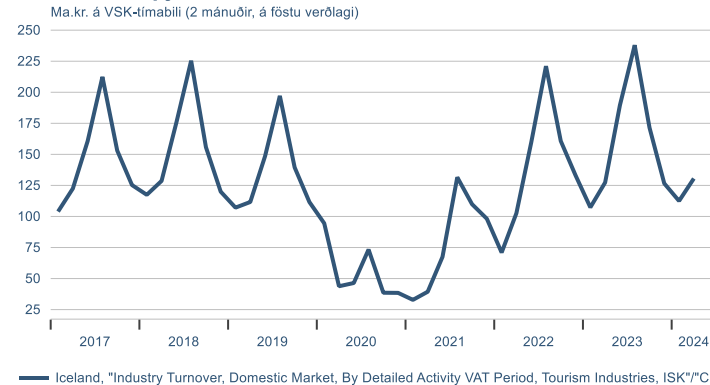


# Ferðaþjónustan

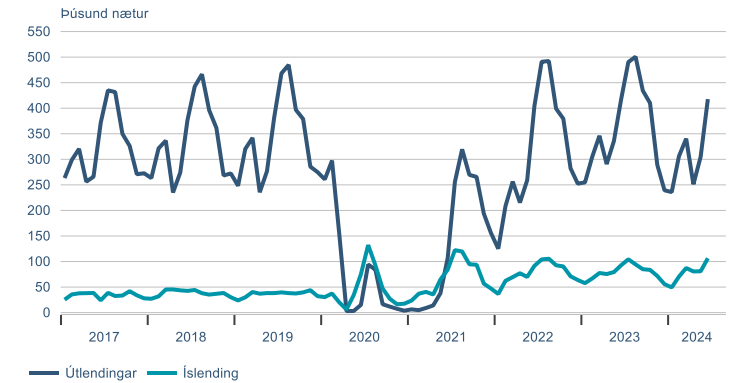
## Erlendir ferðamenn um Leifstöð



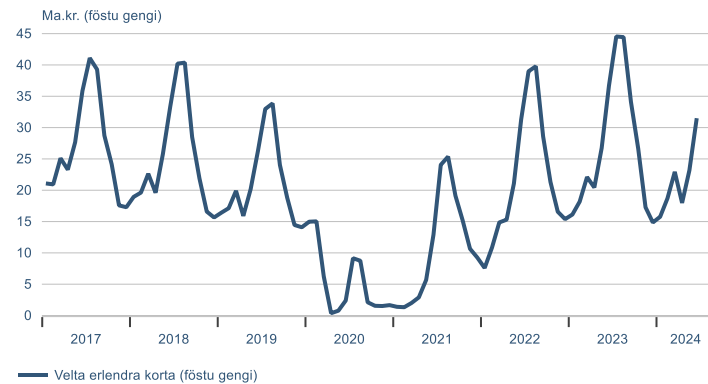
## Velta í ferðaþjónustu



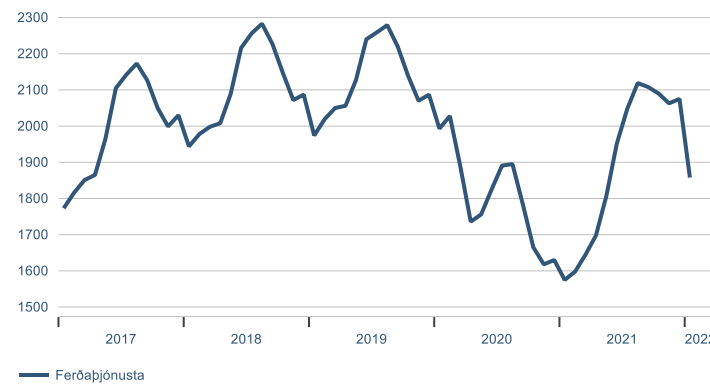
## Gistinætur á hótélum



## Velta erlendra greiðslukorta



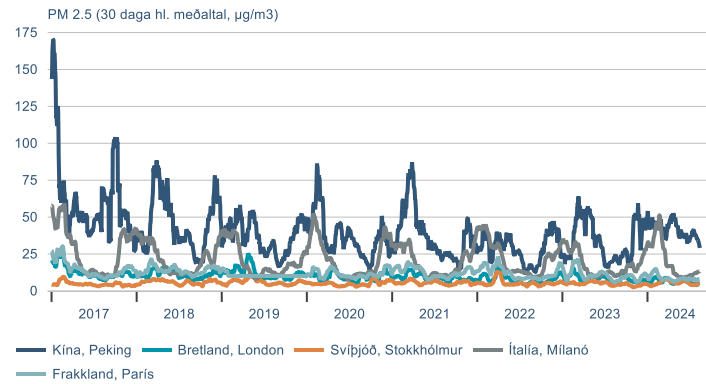
## Fjöldi launagreiðenda í ferðaþjónustu



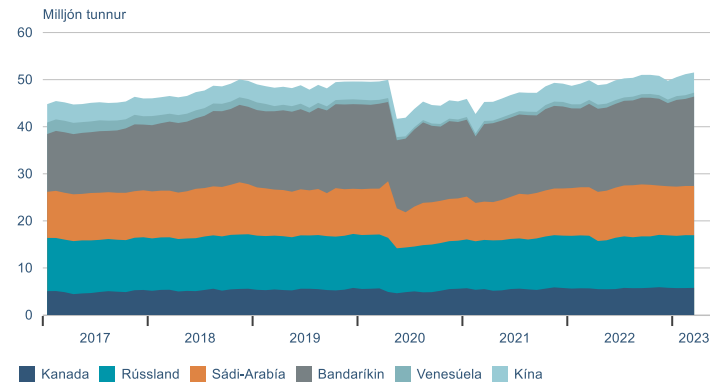


# Sjálfbærni

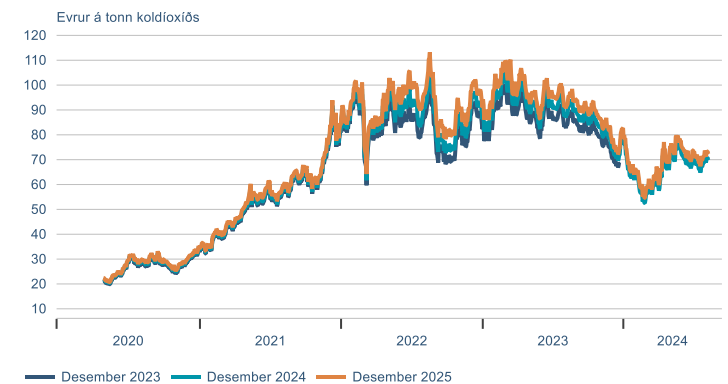
## Magn svifryks



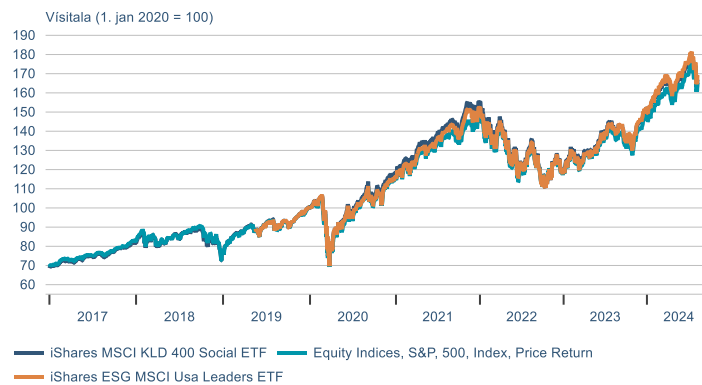
## Framleiðsla hráolíu



## EUA Losunarheimildir innan ETS viðskiptakerfisins



## UFS Hlutabréfavisitölur og S&P 500

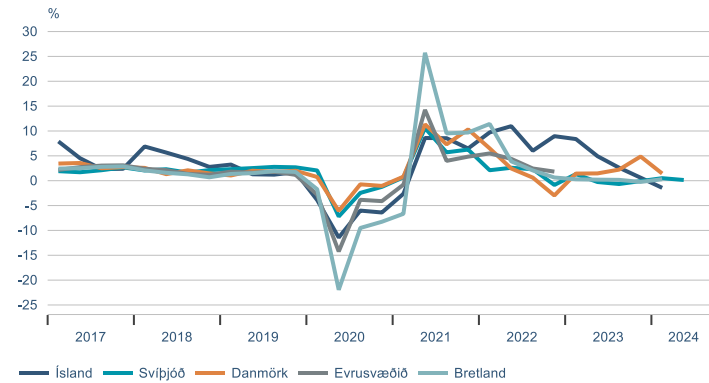


## Hlutabréfavisitölur orkufyrirtækja (hluti af Eurofirst 300)

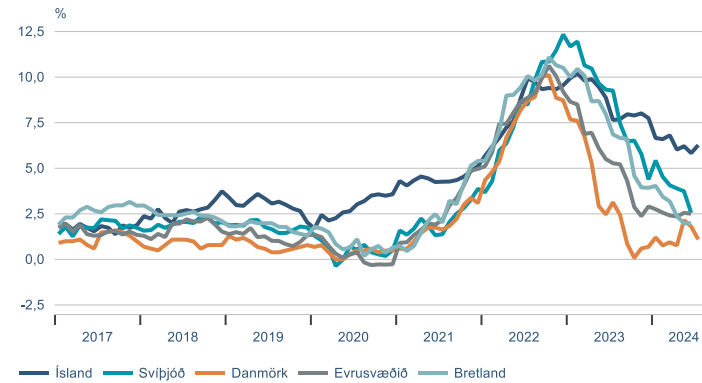


# Alþjóðlegur samanburður

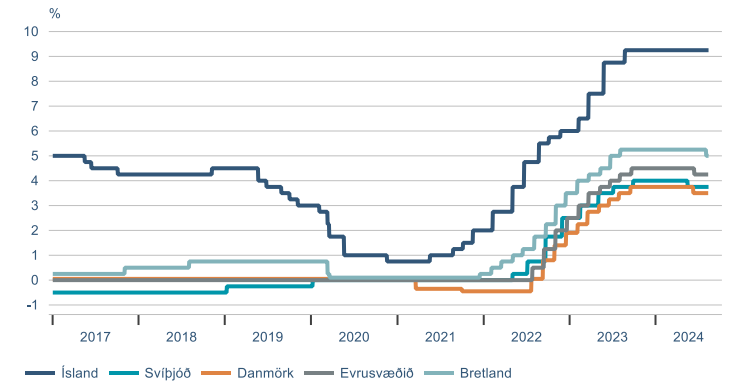
## Hagvöxtur



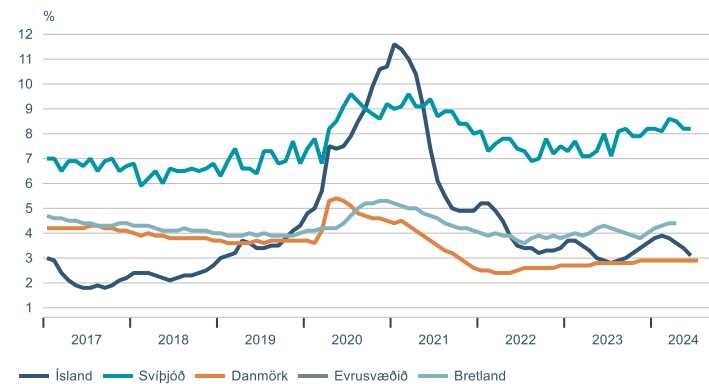
## Verðbólga



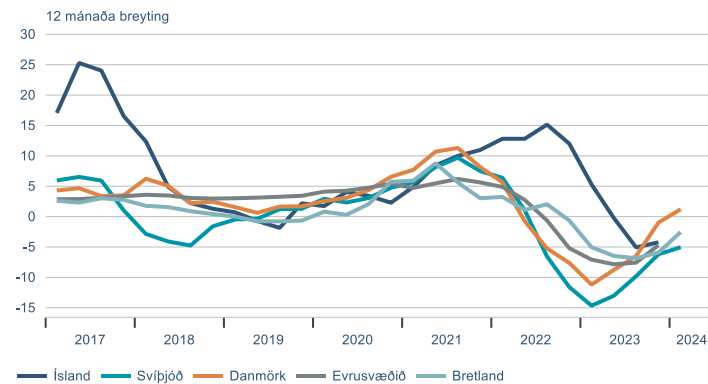
## Stýrivextir



## Atvinnuleysi



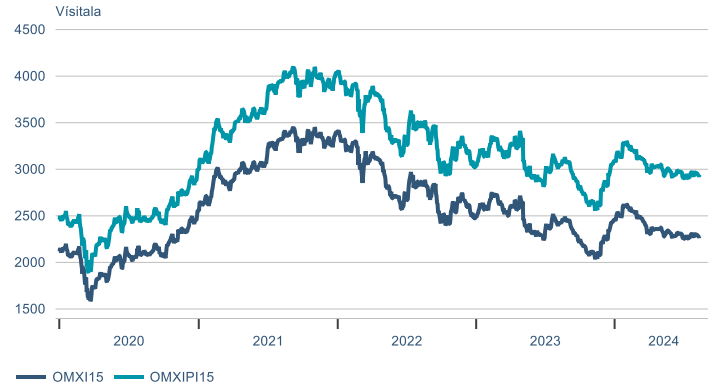
## Rauverð íbúða



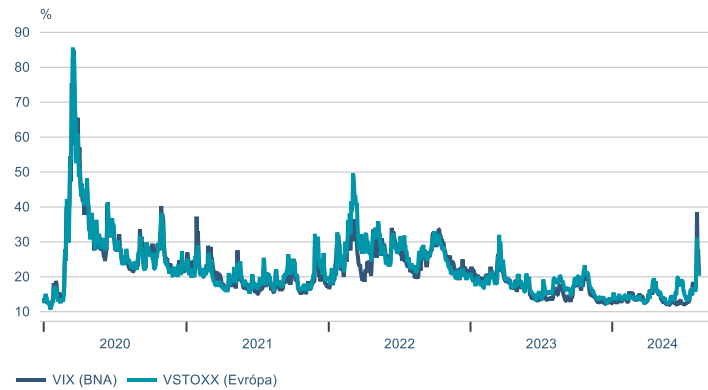
## ► Fjármálamarkaðir

# Hlutabréf

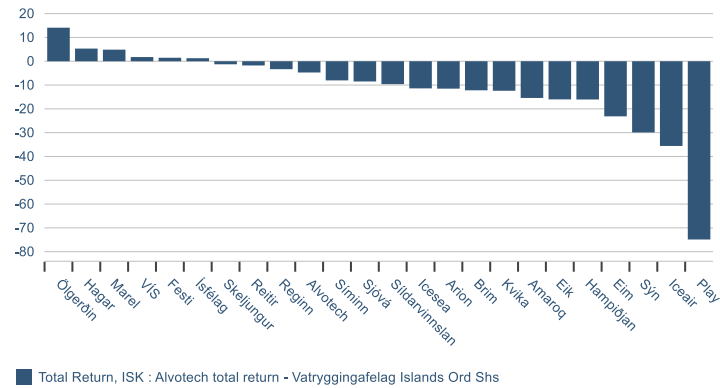
## OMX-vísitölur



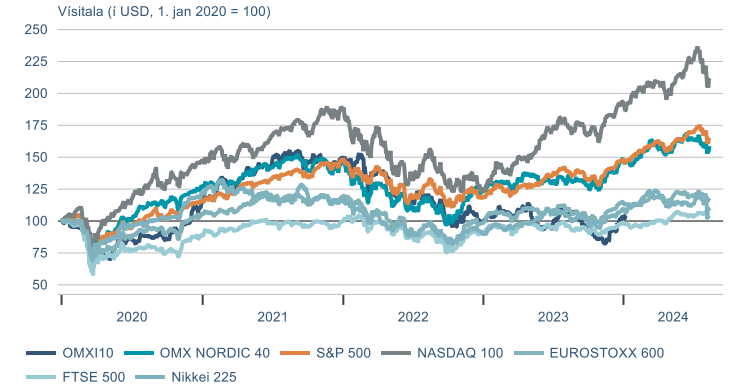
## Vix-vísitölur



## Það sem af er ári

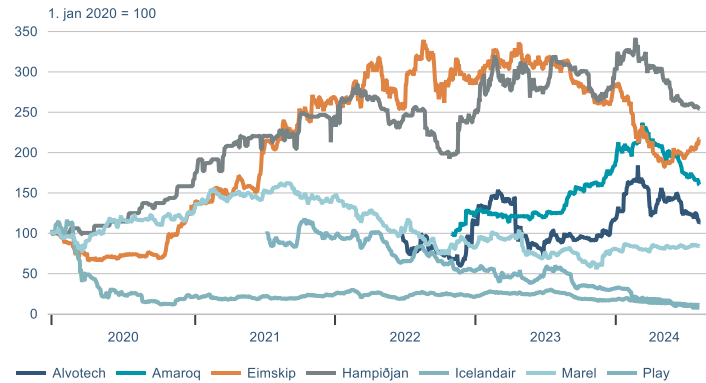


## Hlutabréfavísitölur



# Hlutabréf

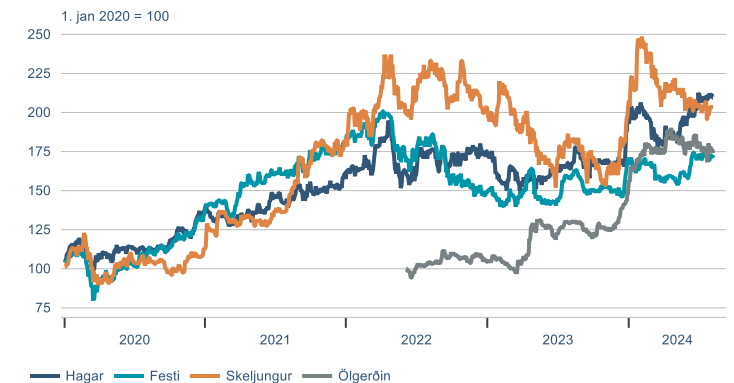
## Félög með tekjur í erlendri mynt



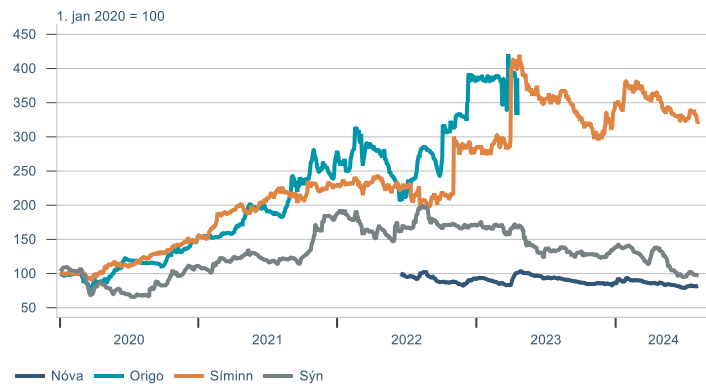
## Útvegsfyrirtæki



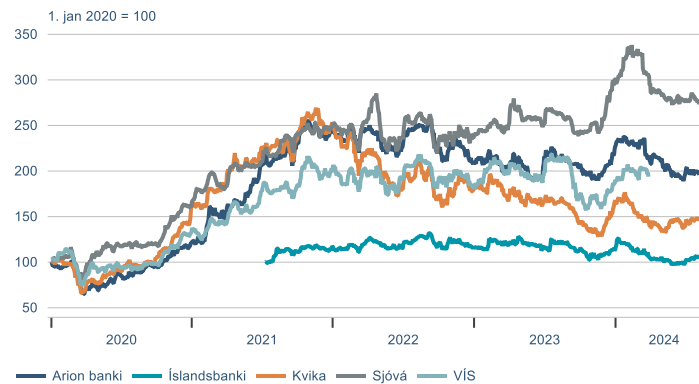
## Heild- og smásala



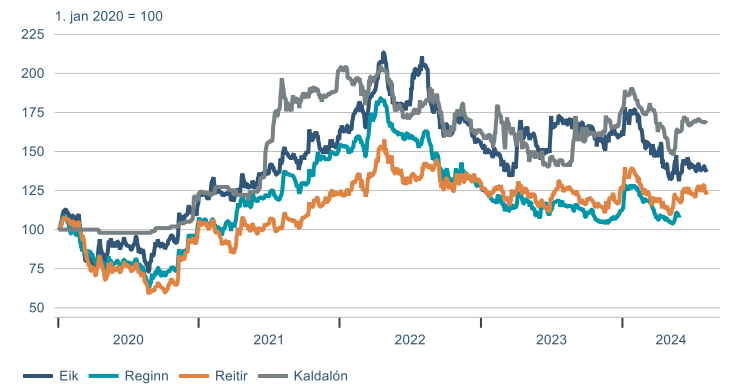
## Tæknifyrirtæki



## Fjármálafyrirtæki

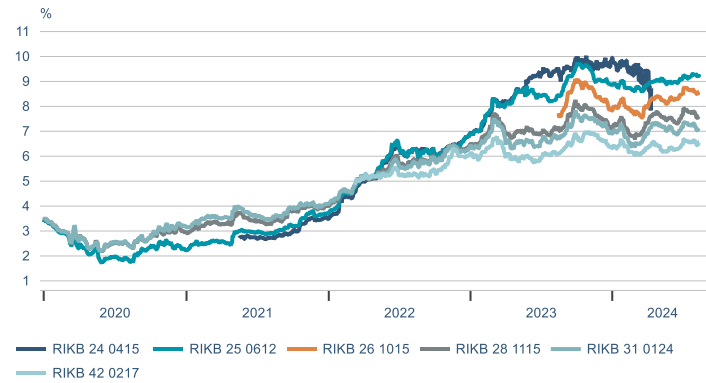


## Fasteignafélög

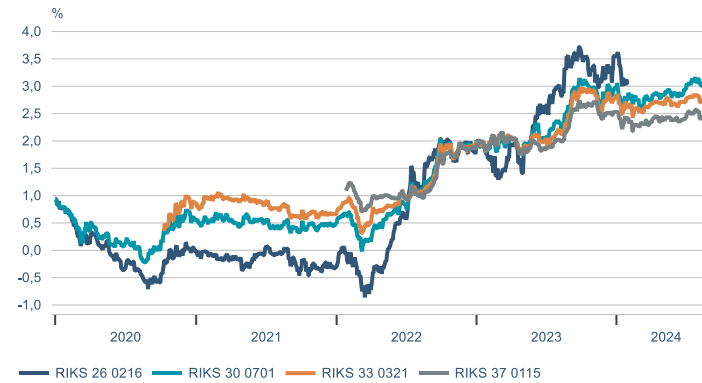


# Skuldabréf

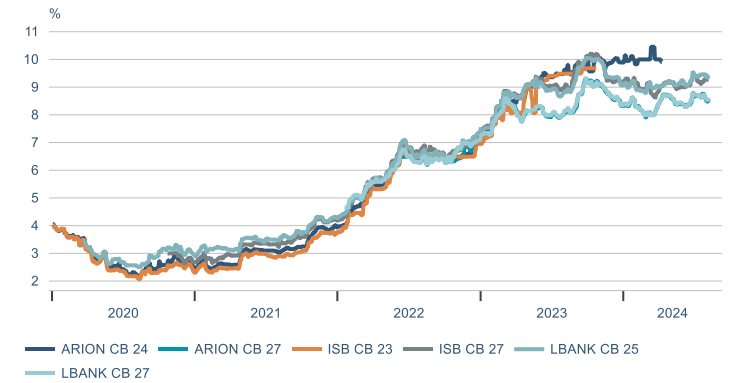
Óverðtryggð ríkisbréf



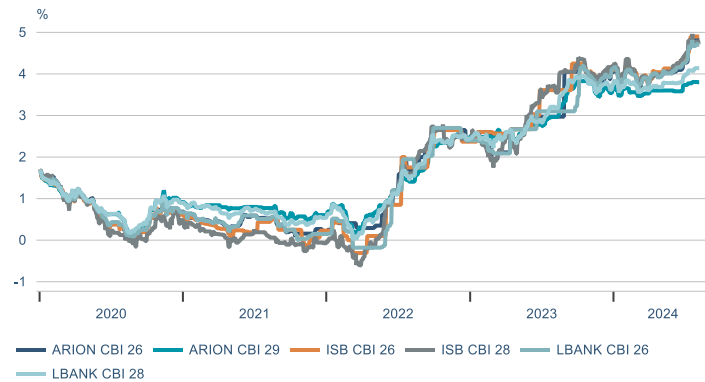
Verðtryggð ríkisbréf



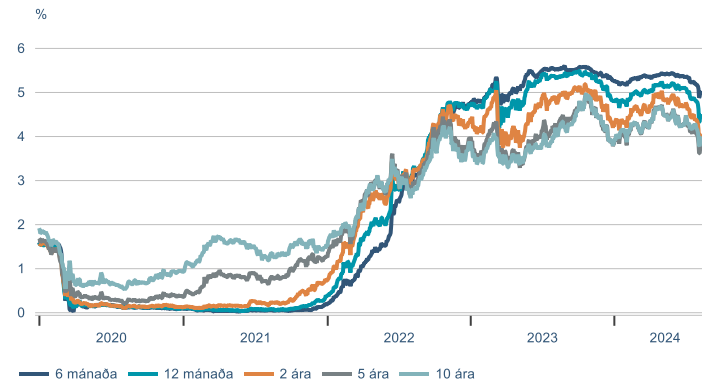
Sértryggð skuldabréf - óverðtryggð



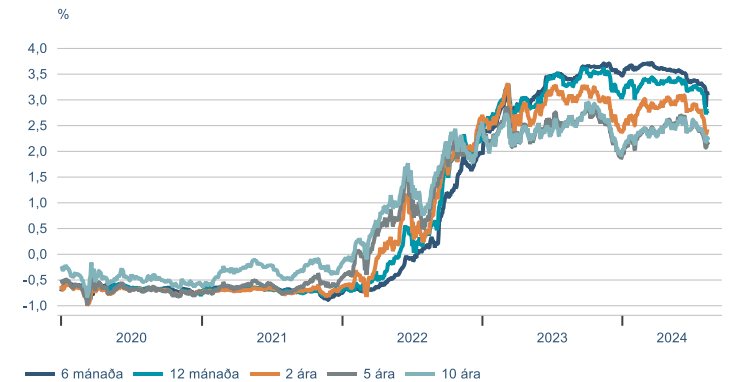
Sértryggð skuldabréf - verðtryggð



Bandarísk ríkisskuldabréf



Þýsk ríkisskuldabréf

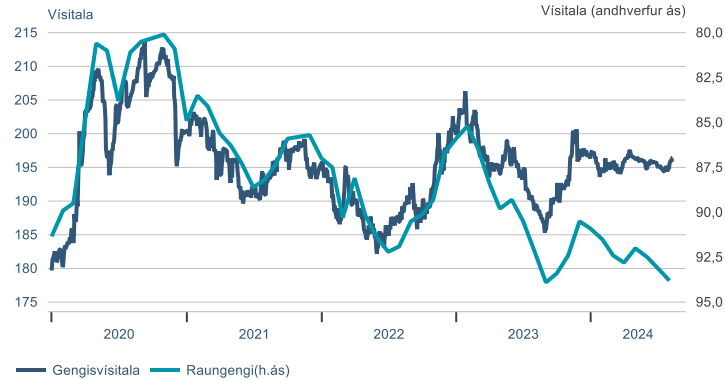


# Gjaldeyrir

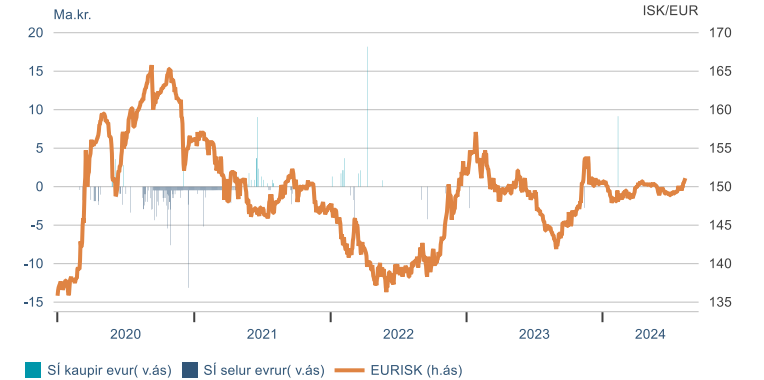
## Gengi krónunnar



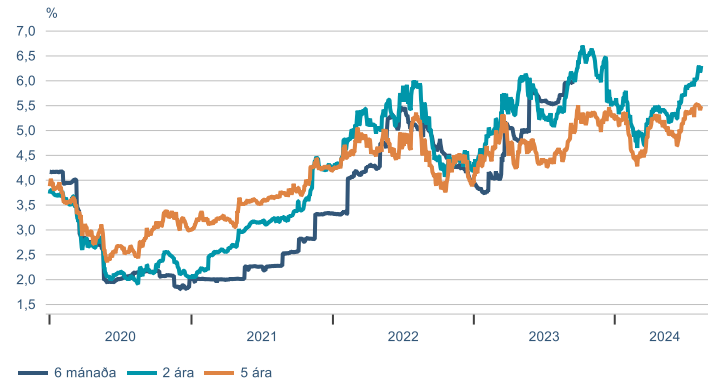
## Gengisvísitala



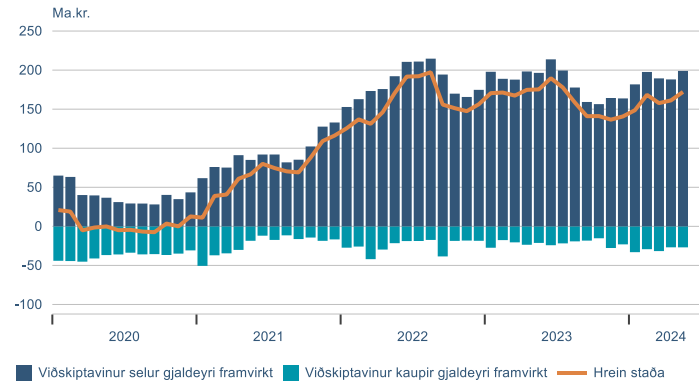
## Inngrip SÍ



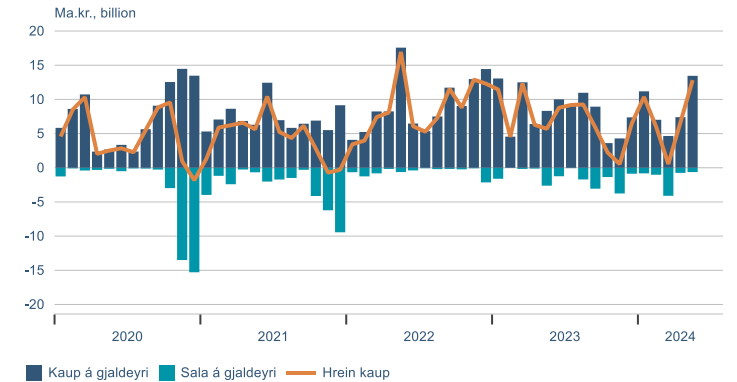
## Vaxtamanur við evru



## Staða framvirkra samninga með gjaldeyri

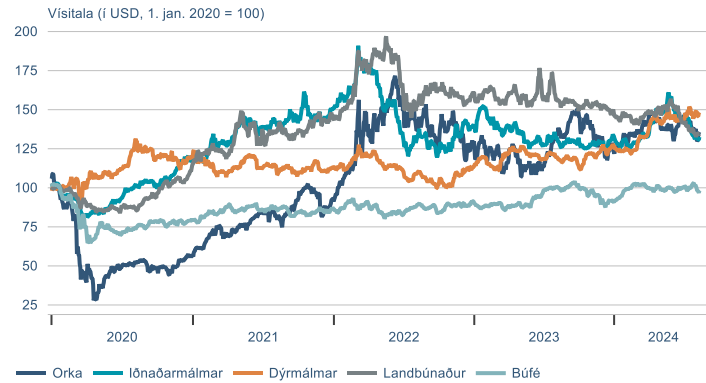


## Gjaldeyrivíðskipti lífeyrissjóða



# Hrávörur

## S&P GSCI hrávöruvísitölur



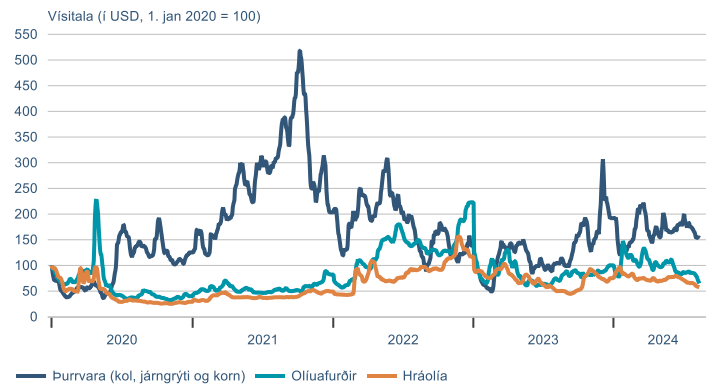
## Álverð



## Heimsmarkaðsverð á olíu



## Baltic exchange flutningsvísitölur





Hlutabréf		ávöxtun			
		Áramót	1M	3M	12M
OMXI10	2282,2	-7,1%	0,7%	0,2%	-6,3%
OMXI10GI	2938,8	-4,8%	0,7%	0,5%	-4,0%
Alvotech	1510,0	-4,7%	-9,0%	-19,3%	21,8%
Amaroq	101,5	-15,4%	-5,1%	-19,1%	27,5%
Eimskip	372,0	-18,6%	9,4%	19,2%	-24,6%
Hampiðjan	117,5	-16,1%	-1,3%	-11,7%	-18,4%
Icelandair	0,86	-35,6%	-1,1%	-15,3%	-57,0%
Marel	495,0	7,7%	2,1%	6,0%	12,4%
Play	1,96	-74,9%	-19,7%	-52,2%	-86,1%
Brim	73,4	-9,9%	1,9%	-4,7%	-10,0%
Iceland Seafood	5,1	-11,4%	-6,5%	-9,8%	-23,5%
Ísfélag	159,4	1,3%	2,8%	2,8%	
Síldarvinnslan	94,0	-7,9%	3,0%	2,2%	-18,2%
Festi	208,0	3,0%	0,0%	12,4%	9,7%
Hagar	84,3	8,5%	-0,3%	19,7%	28,6%
Skeljungur	15,4	1,0%	0,7%	-4,9%	14,6%
Ölgerðin	17,4	17,3%	-2,2%	-1,2%	37,6%
Nova	3,8	-5,5%	1,6%	-3,3%	-12,3%
Símínn	9,2	-6,2%	-1,1%	-4,7%	-8,5%
Sýn	33,3	-29,9%	-0,3%	-21,8%	-28,8%
Arion	134,5	-6,1%	0,2%	-1,1%	-0,2%
Íslandsbanki	104,0	-0,6%	4,0%	7,0%	-7,3%
Kvika	15,2	-12,4%	3,1%	10,1%	-11,9%
Sjóvá	36,6	-3,8%	-0,5%	-2,1%	9,6%
Skagi	15,2	-8,8%	-0,3%	-8,2%	-19,6%
Eik	9,8	-9,9%	-2,7%	3,4%	-13,6%
Heimar	24,8	3,3%	2,9%	11,7%	0,8%
Kaldalón	16,7	-5,1%	-0,9%	13,3%	18,9%
Reitir	83,0	0,7%	0,6%	12,9%	0,7%

Leiðrétt fyrir arðgreiðslum

Ríkisskuldabréf		ávöxtun					
		krufa	verð	meðalt.	áramót	1M	3M
RIKB 25 0612	9,21%	99,0	0,8	5,0%	0,8%	2,1%	7,7%
RIKB 26 1015	8,60%	96,4	2,0	3,3%	1,0%	1,3%	6,4%
RIKB 27 0415	8,39%	99,0	2,5		1,0%	1,2%	
RIKB 28 1115	7,61%	90,8	3,8	2,4%	1,6%	1,6%	5,2%
RIKB 31 0124	7,12%	96,8	5,3	3,1%	1,7%	2,0%	4,8%
RIKB 35 0917	6,83%	101,3	7,6	2,7%	1,2%	0,8%	
RIKB 42 0217	6,57%	78,8	11,5	1,0%	1,2%	-2,7%	0,7%
RIKS 26 0216	4,43%	95,8	1,5	5,2%	0,3%	1,1%	6,5%
RIKS 30 0701	3,00%	101,4	5,4	5,9%	1,1%	1,7%	4,2%
RIKS 33 0321	2,73%	102,0	7,6	6,3%	1,2%	2,6%	3,5%
RIKS 37 0115	2,44%	84,8	11,6	6,9%	1,7%	2,2%	2,8%

Gjaldeyri		ávöxtun			
		áramót	1M	3M	12M
GVT	196,7	-0,1%	0,9%	0,4%	4,2%
EUR	151,1	0,4%	1,3%	0,7%	4,6%
USD	138,4	1,6%	0,4%	-0,9%	5,1%
GBP	176,3	1,8%	-0,1%	1,1%	5,1%
DKK	20,2	0,3%	1,3%	0,6%	4,4%
SEK	13,1	-3,1%	0,7%	2,7%	6,6%
NOK	12,8	-4,6%	-1,6%	0,0%	-0,9%
CHF	160,2	-1,5%	4,3%	4,2%	6,7%
JPY	0,94	-2,1%	10,1%	4,9%	2,6%

---

Þessi samantekt og/eða umfjöllun er markaðsefni ætlað til upplýsingar en ekki sem grundvöllur viðskipta. Markaðsefni þetta felur hvorki í sér fjárfestingarráðgjöf né óháða fjárfestingargreiningu. Lagakröfur sem gilda um fjárfestingarráðgjöf og fjárfestingargreiningu eiga því ekki við, þ.m.t. bann við viðskiptum fyrir dreifingu.

Upplýsingar um þróun gengis innlendra hlutabréfa, skuldabréfa og/eða vísitalna koma frá Nasdaq Iceland – Kauphöllinni. Á vef Landsbankans er hægt að nálgast nánari upplýsingar með því að smella á viðkomandi hlutabréf, skuldabréfaflokk eða vísitölu. Upplýsingar um þróun gengis erlendra fjármálagerna, vísitalna og/eða sjóða koma frá aðilum sem Landsbankinn hefur metið áreiðanlega. Þróun gengis í fortíð gefur ekki vísbendingu um framtíðarþróun.

Upplýsingar um fyrri árangur sjóða Landsbréfa byggja á upplýsingum frá Landsbréfum. Á vef Landsbankans er hægt að nálgast nánari upplýsingar með því að smella á heiti viðkomandi sjóðs, þ.m.t. um árangur síðastliðinna fimm ára. Upplýsingar um fyrri árangur sjóða sýna nafnávöxtun, nema annað sé tekið fram. Ef fyrri árangur sjóða byggir á erlendum gjaldmiðli getur ávöxtun aukist eða minnkað vegna gengissveiflna. Árangur í fortíð gefur ekki áreiðanlega vísbendingu um framtíðarárangur.

Verðbréfi viðskipti fela í sér áhættu og eru lesendur hvattir til að kynna sér Áhættulýsingu vegna viðskipta með fjármálagerna og Stefnu Landsbankans um hagsmunaárekstra sem finna má á vef Landsbankans.

Landsbankinn hefur starfsleyfi sem viðskiptabanki samkvæmt lögum nr. 161/2002 um fjármálafyrirtæki og sætir eftirliti Fjármálaeftirlits Seðlabanka Íslands ([www.sedlabanki.is/fjarmalaeftirlit](http://www.sedlabanki.is/fjarmalaeftirlit)).