



Vikubyrjun 6. ágúst 2024

Hagfræðideild



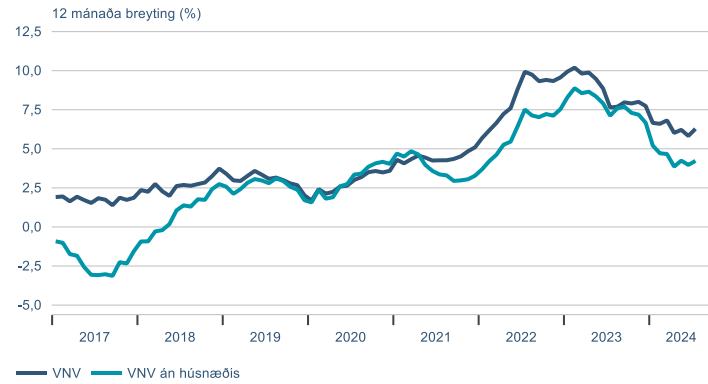
Dagatal

Vikud.	Dag.	kl.	Viðburður	Tímabil	Birtingaraðili
þri	6. ágú.		Helstu tölur úr leiguskrá	júl	HMS
mið	7. ágú.	09:00	Starfandi samkvæmt skrá	jún	Hagstofan
		09:00	Staðgreiðsluskylдар greiðslur	jún	Hagstofan
			Flutningstölur	júl	Play
			Skuldabréfaútboð		Lánasjóður sveitarfélaga
		09:00	Lífeyrissjóðir	júl	Seðlabankinn
fim	8. ágú.	09:00	Raugengi	júl	Seðlabankinn
		09:00	Vöruviðskipti (bráðabirgðatölur)	júl	Hagstofan
		09:00	Vöruviðskipti (uppfærðar tölur)	jún	Hagstofan
		09:00	Efnahagur Seðlabankans	júl	Seðlabankinn
		09:00	Gjaldeyrismarkaður	júl	Seðlabankinn
		09:00	Krónumarkaður	júl	Seðlabankinn
			Nýjar lóðir í fasteignaskrá	júl	HMS
fös	9. ágú.		Brottfarir um Leifsstöð	júl	Ferðamálastofa
		13:00	Skráð atvinnuleysi	júl	Vinumálastofnun
		16:00	Markaðsupplýsingar		Lánamál ríkisins
			Útboð ríkisbréfa		Lánamál ríkisins
		09:00	Erlend staða Seðlabankans	júl	Seðlabankinn

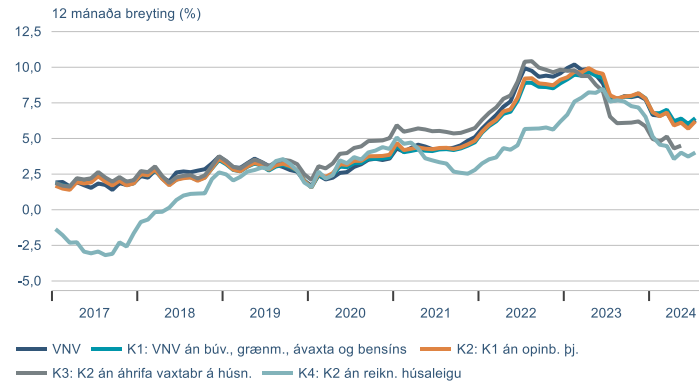
▶ Efnahagsmál

Verðlag

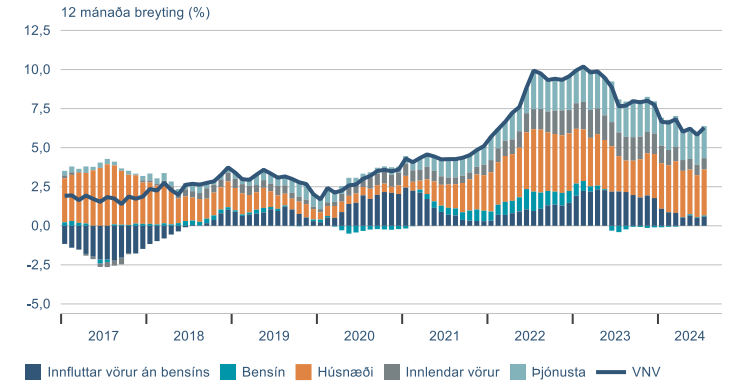
Visitala neysluverðs



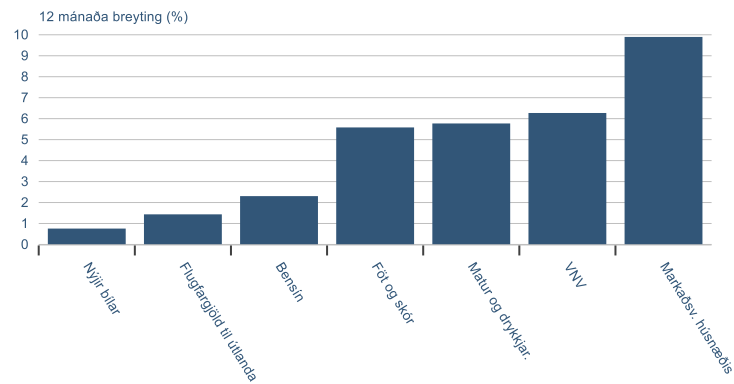
Kjarnavísitölur



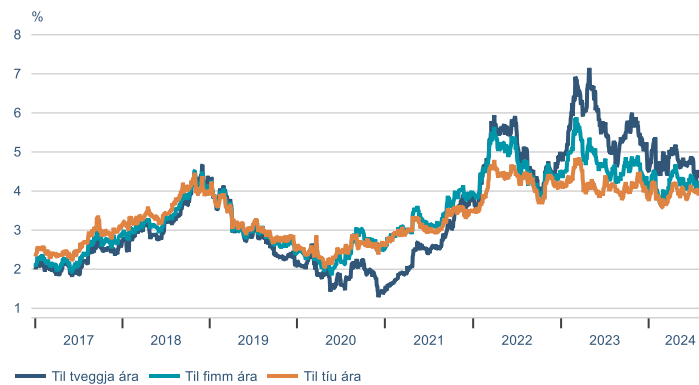
Eftir eðli og uppruna



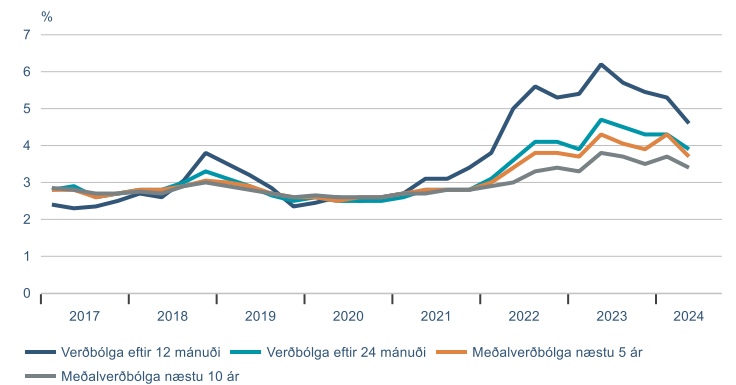
Valdir undirliðir



Verðbólguálag á skuldabréfamarkaði

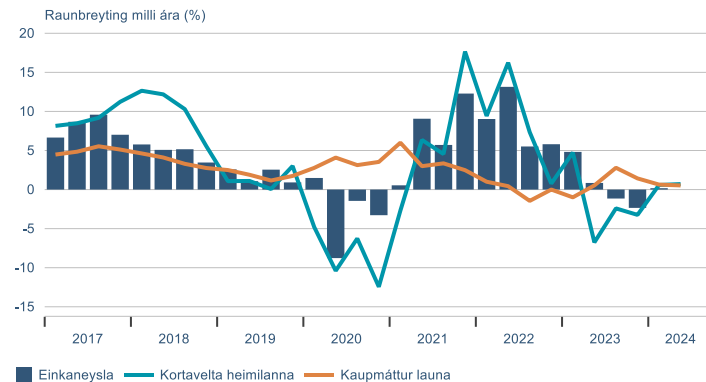


Væntingakönnun markaðsaðila

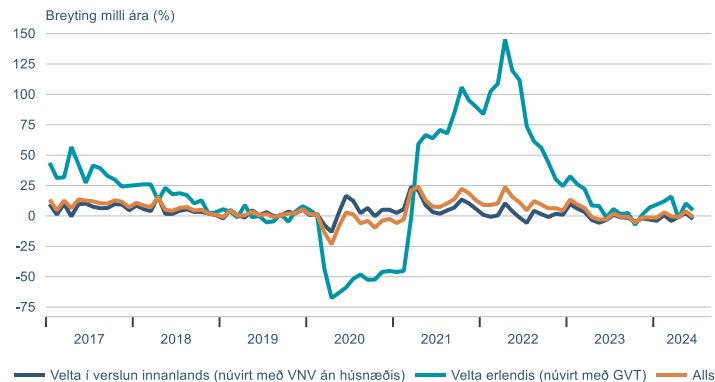


Heimilin

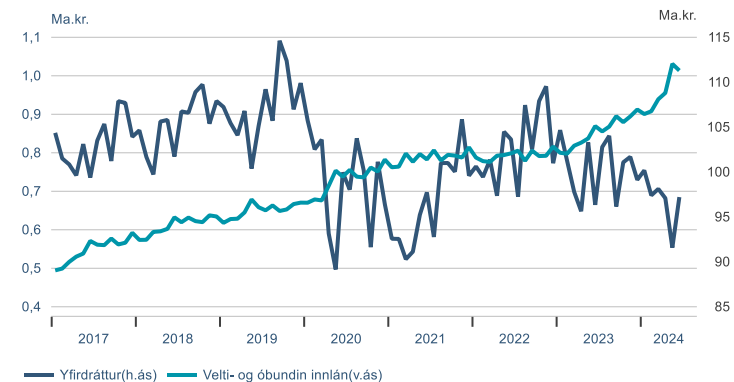
Einkaneysla, kortavelta og laun



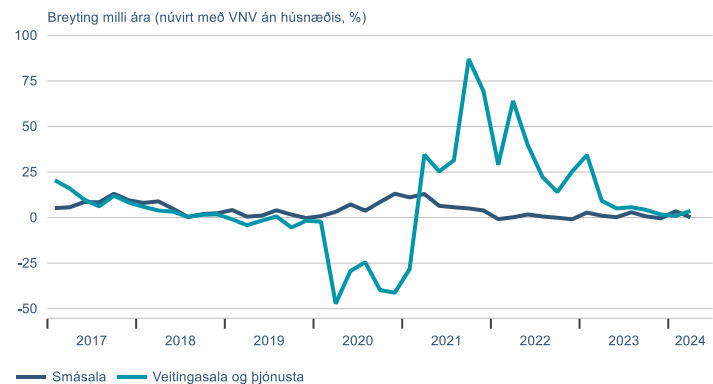
Greiðslukortavelta



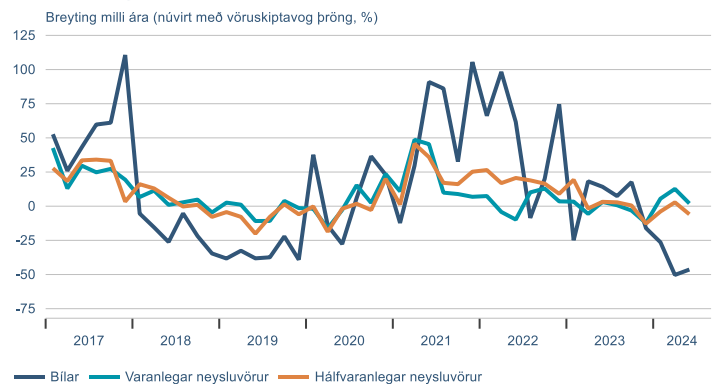
Innlán og yfirdráttur heimilanna



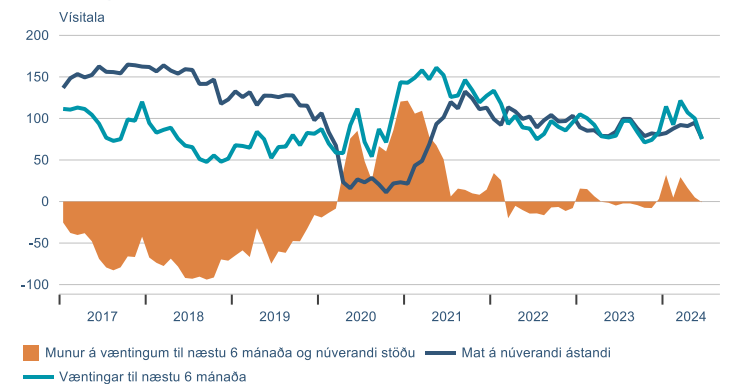
Velta skv. VSK-skýrslum



Innflutningur

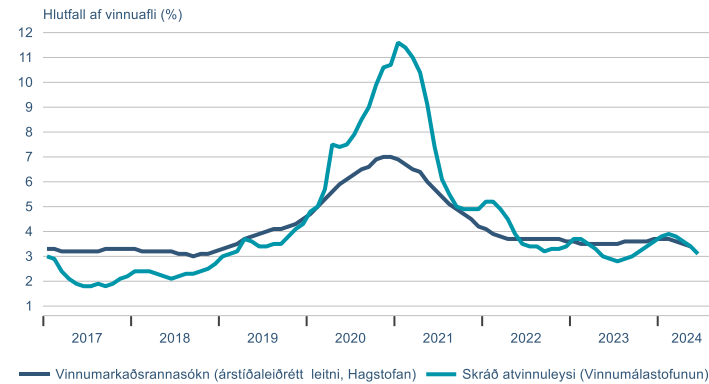


Væntingavísitala

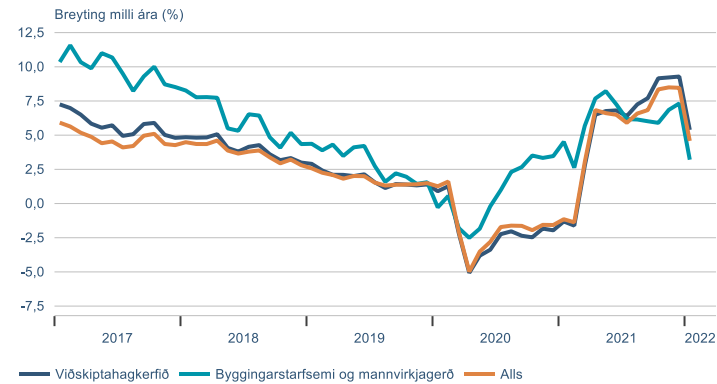


Vinnumarkaðurinn

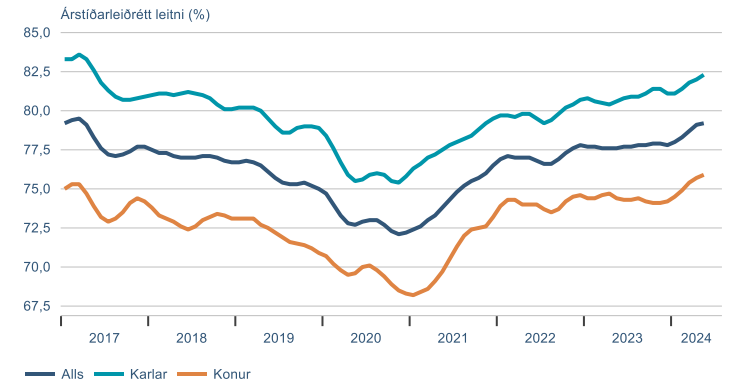
Atvinnuleysi



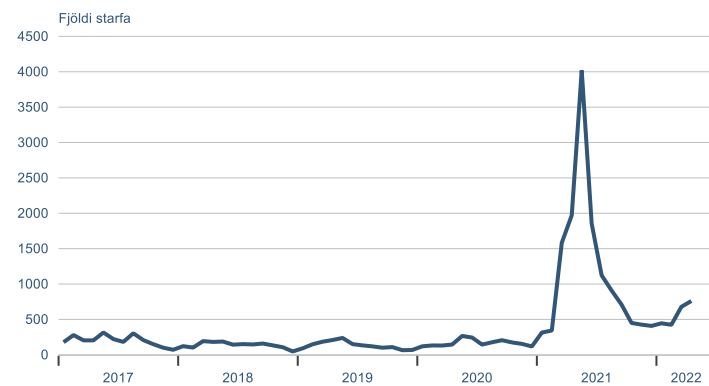
Fjöldi launagreiðenda



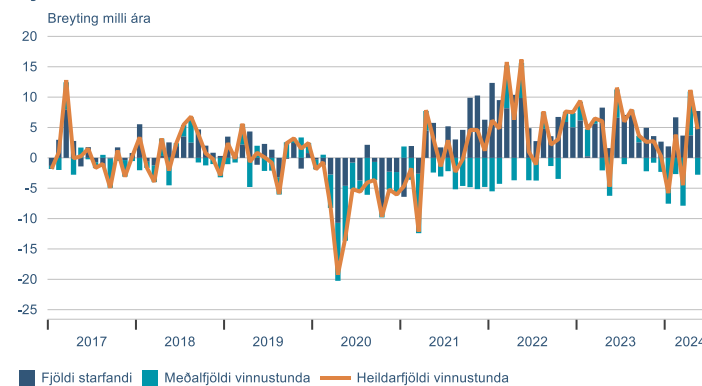
Atvinnuþáttaka



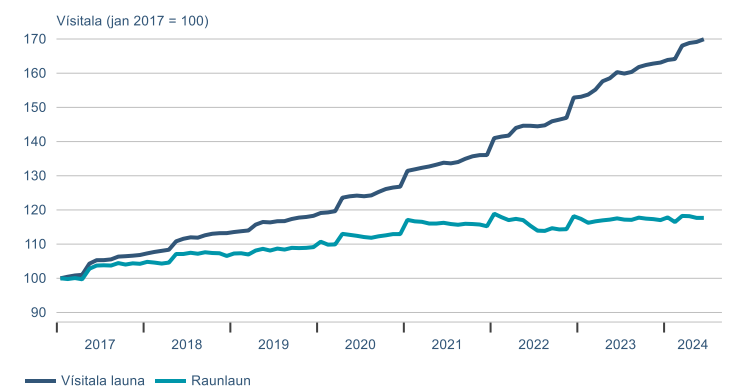
Laus störf



Fjöldi vinnustunda

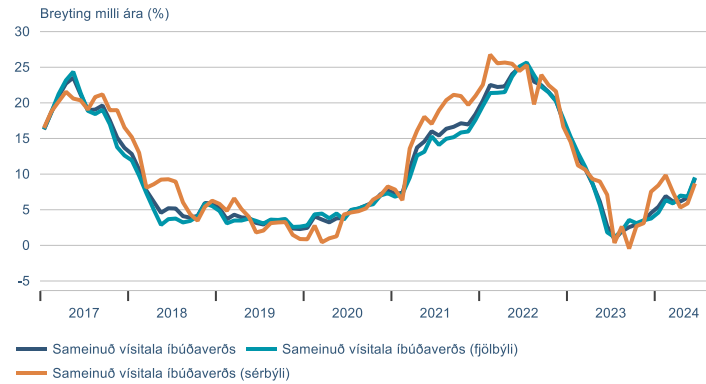


Laun

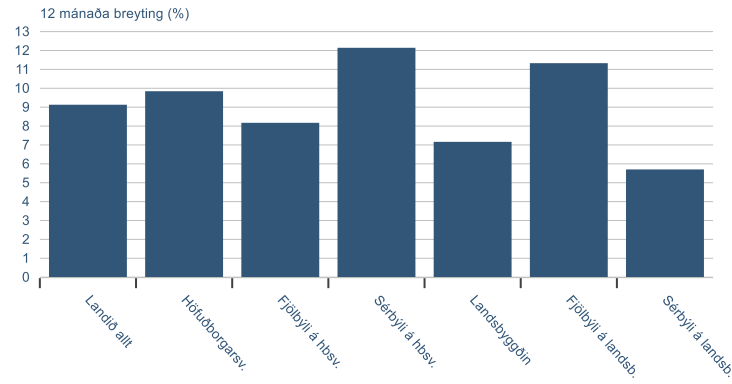


Fasteignamarkaðurinn

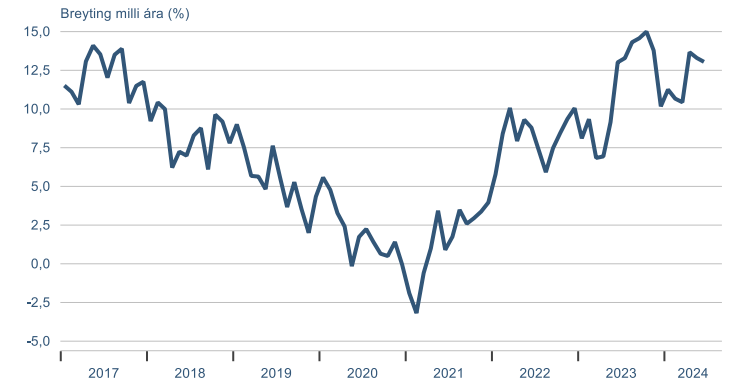
Visitala íbúðaverðs



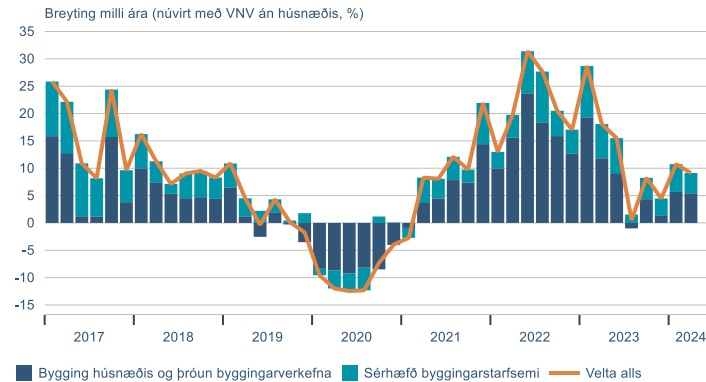
Eftir tegund húsnæðis



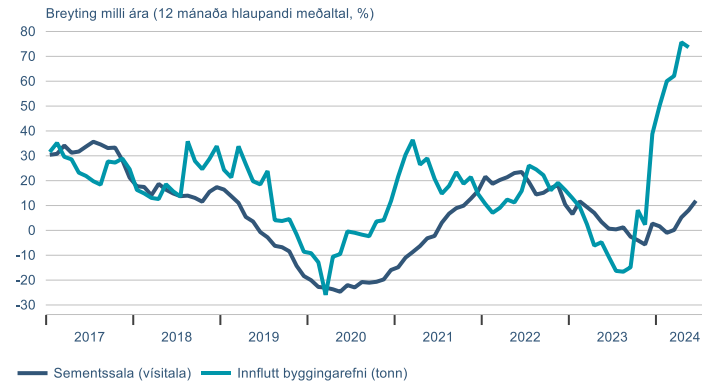
Visitala leiguverðs



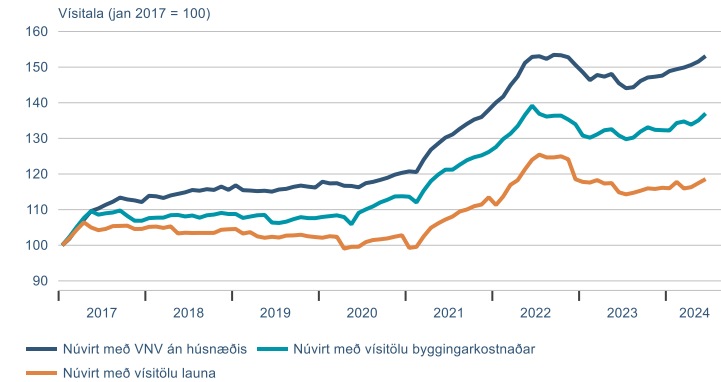
Velta í byggingariðnaði



Byggingavörur

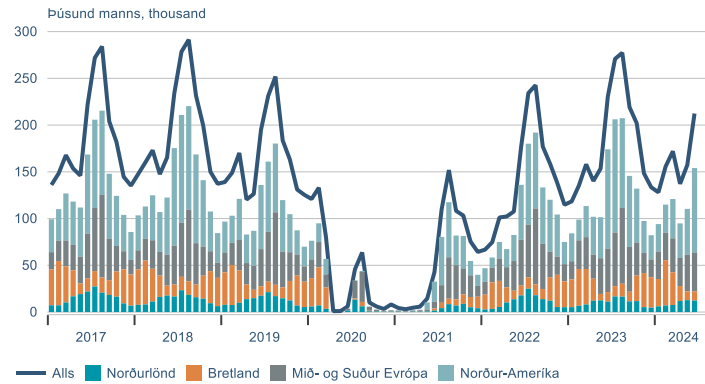


Visitala íbúðaverðs á móti undirliggjandi hagstærðum

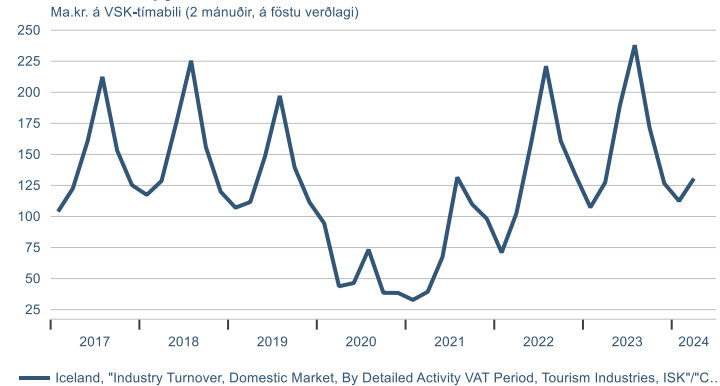


Ferðapjónustan

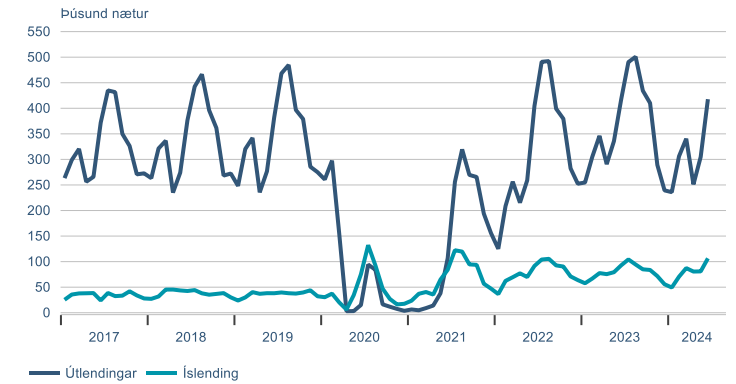
Erlendir ferðamenn um Leifstöð



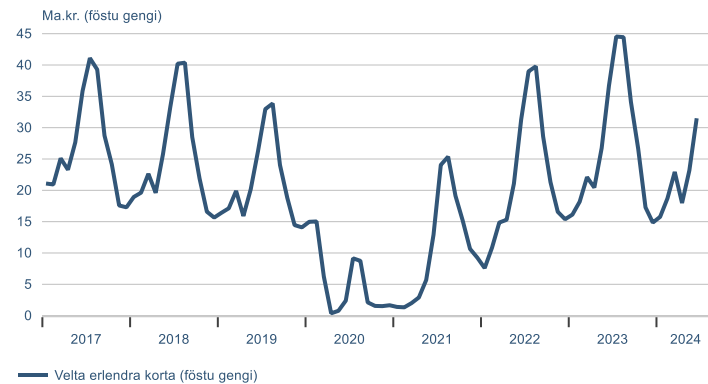
Velta í ferðapjónustu



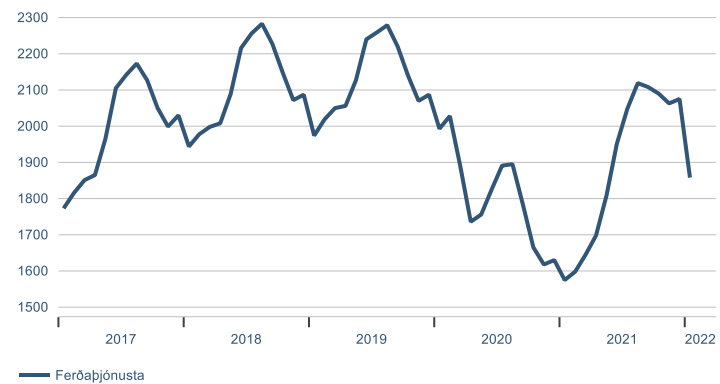
Gistinætur á hótélum



Velta erlendra greiðslukorta

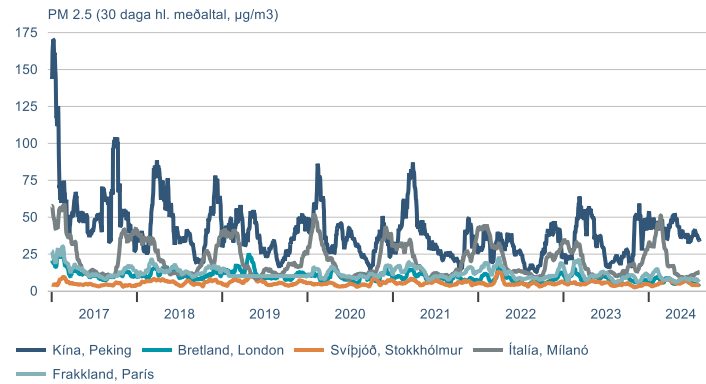


Fjöldi launagreiðenda í ferðapjónustu

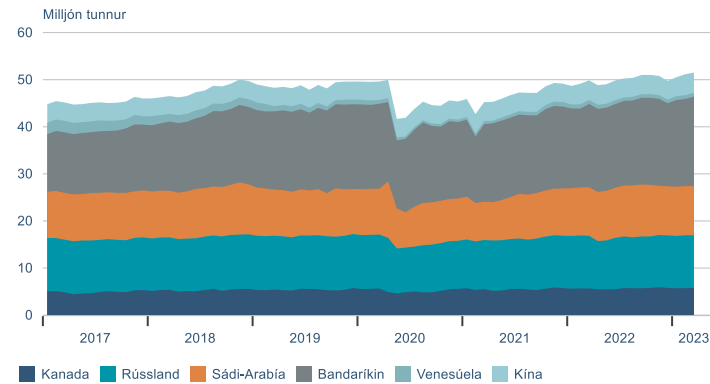


Sjálfbærni

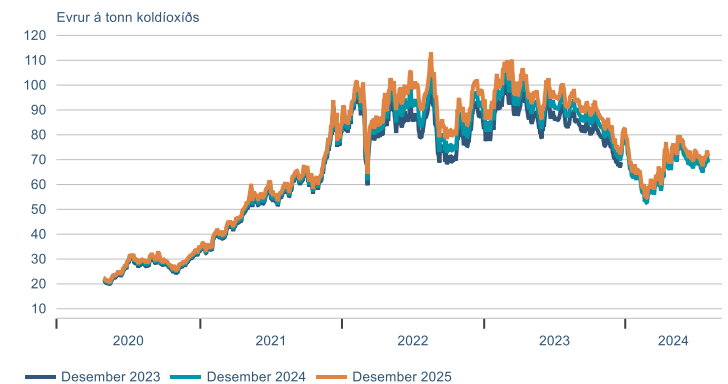
Magn svifryks



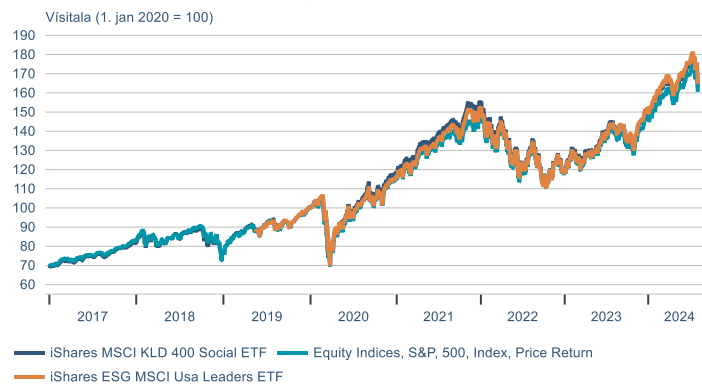
Framleiðsla hráolíu



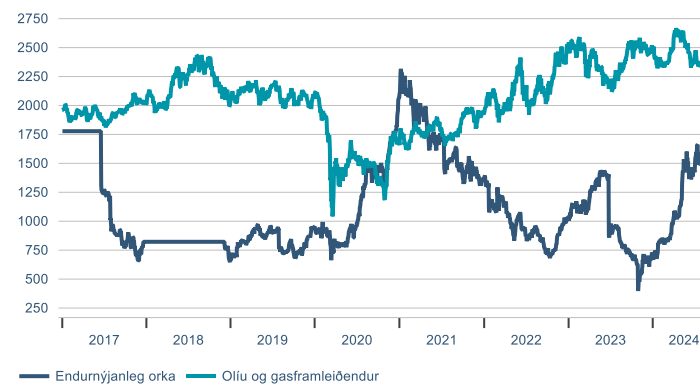
EUA Losunarheimildir innan ETS viðskiptakerfisins



UFS Hlutabréfavisitölur og S&P 500

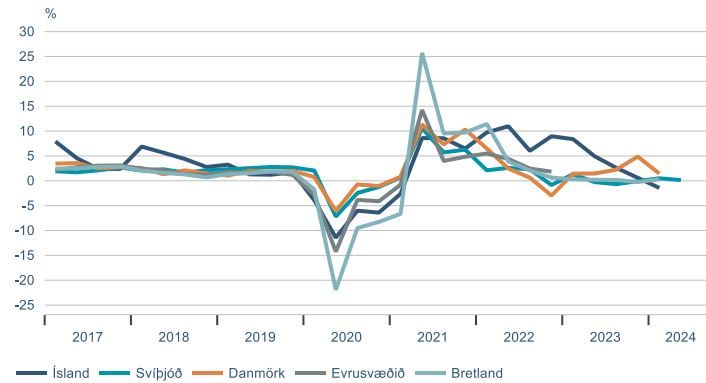


Hlutabréfavisitölur orkufyrirtækja (hluti af Eurofirst 300)

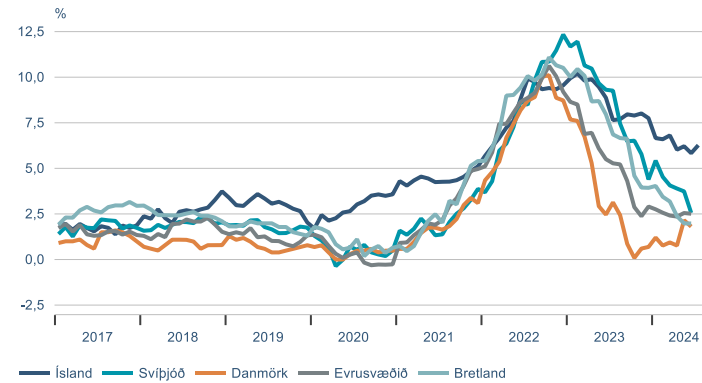


Alþjóðlegur samanburður

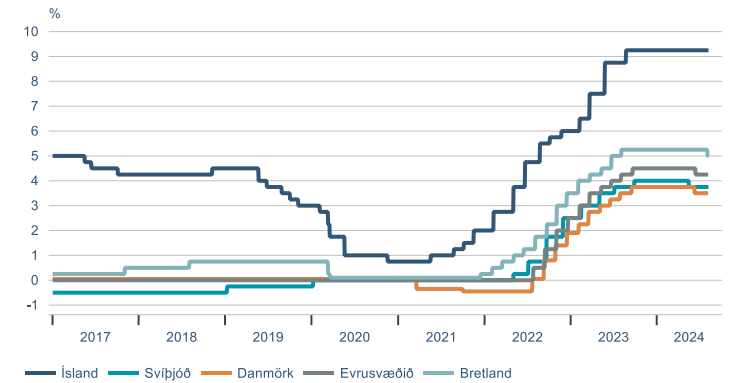
Hagvöxtur



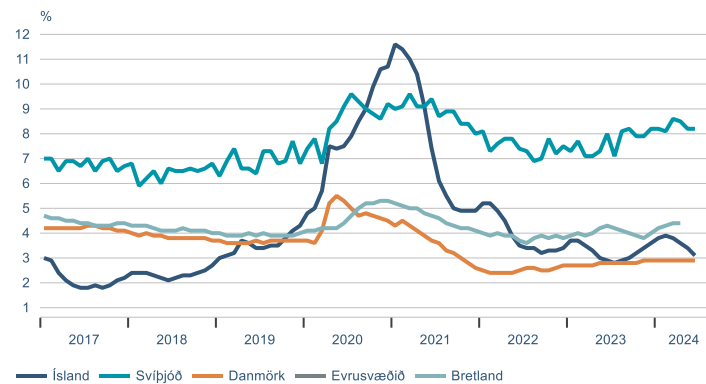
Verðbólga



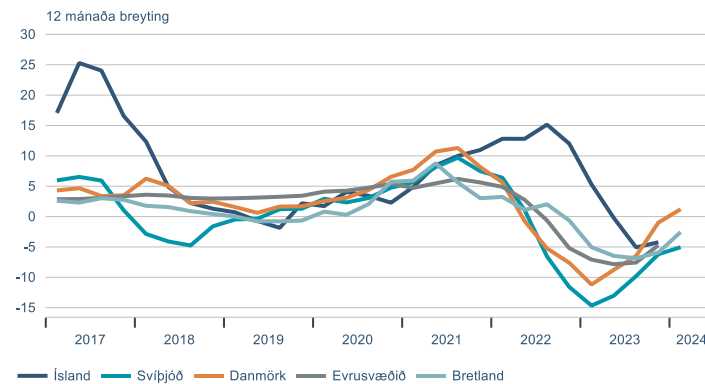
Stýrivextir



Atvinnuleysi



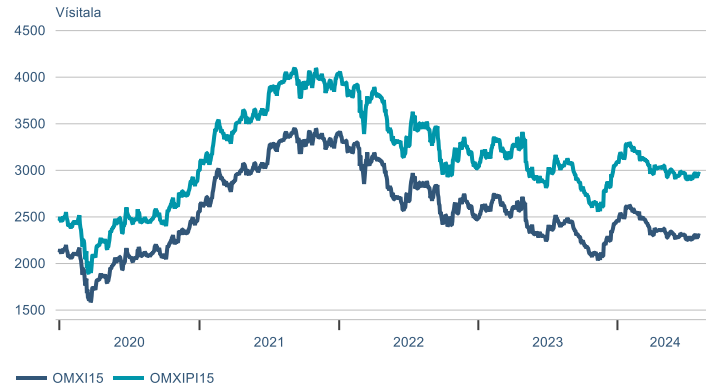
Rauverð íbúða



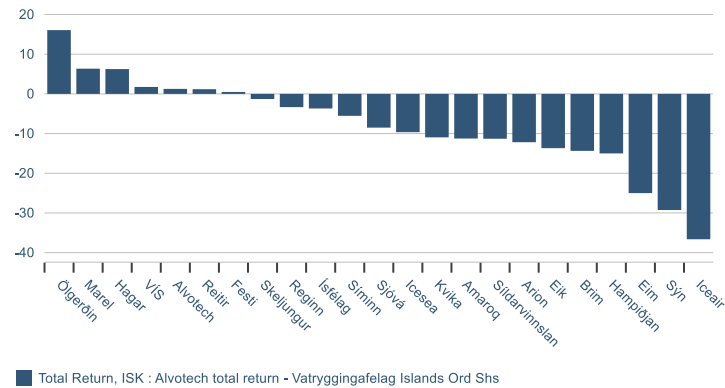
► Fjármálamarkaðir

Hlutabréf

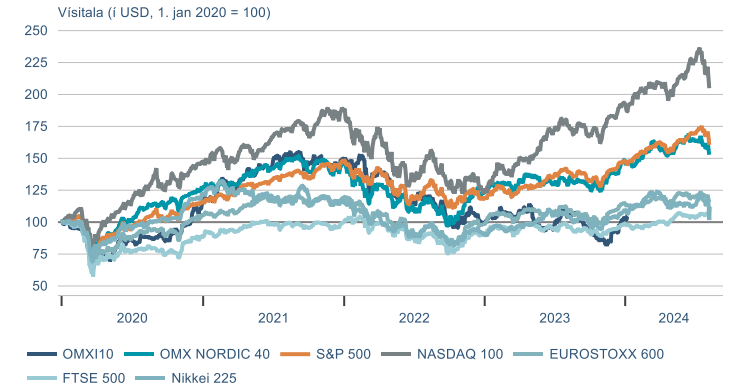
OMX-vísitölur



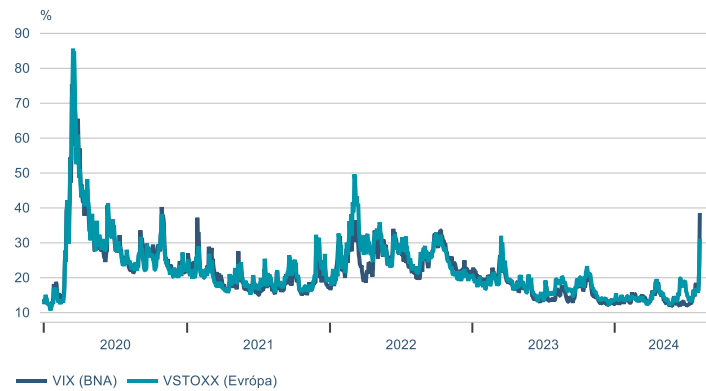
Það sem af er ári



Hlutabréfavísitölur

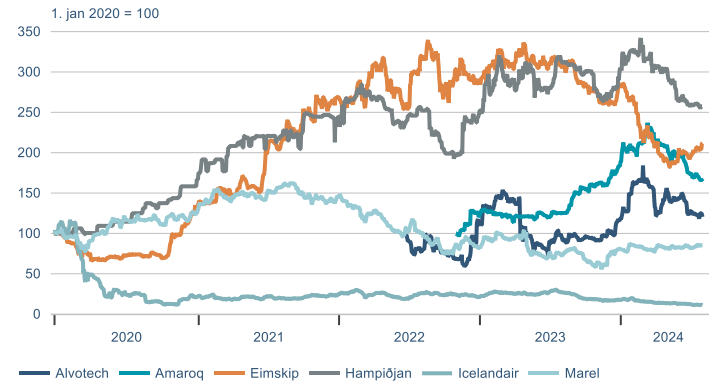


Vix-vísitölur



Hlutabréf

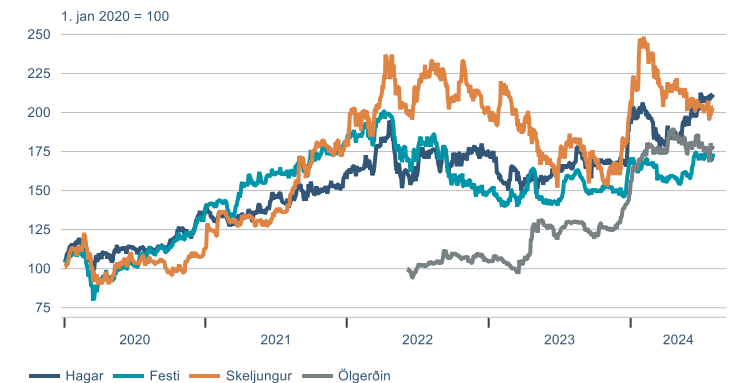
Félög með tekjur í erlendri mynt



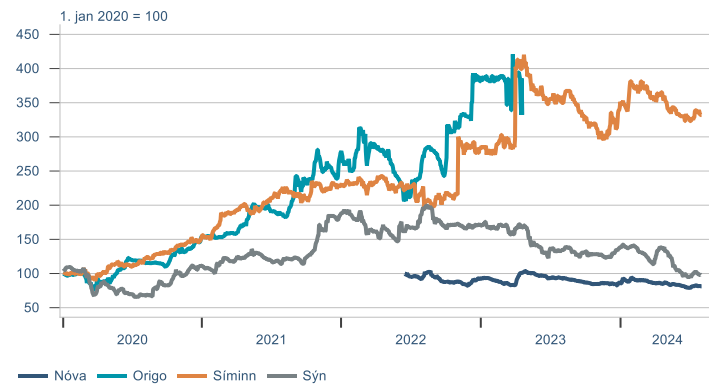
Útvegsfyrirtæki



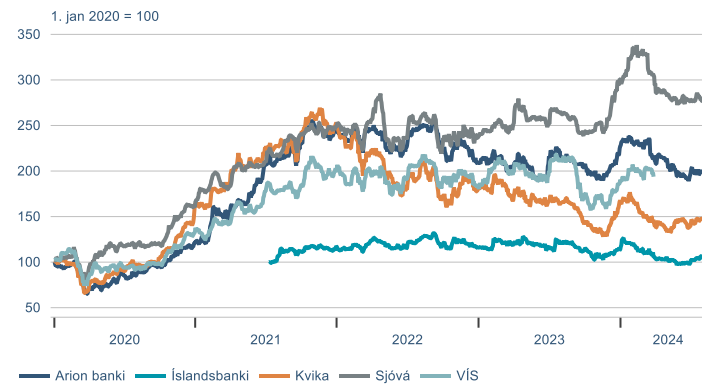
Heild- og smásala



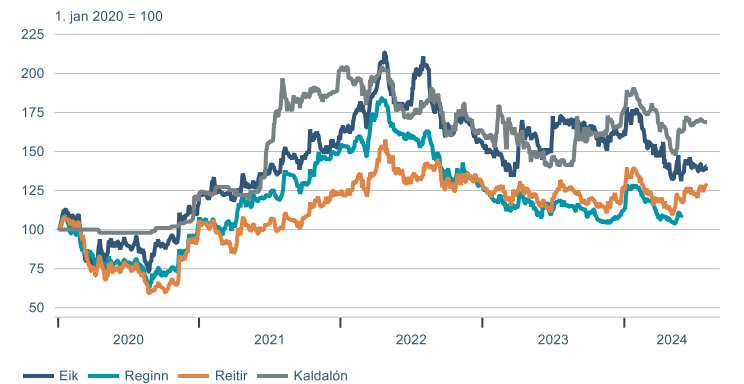
Tæknifyrirtæki



Fjármálfyrirtæki

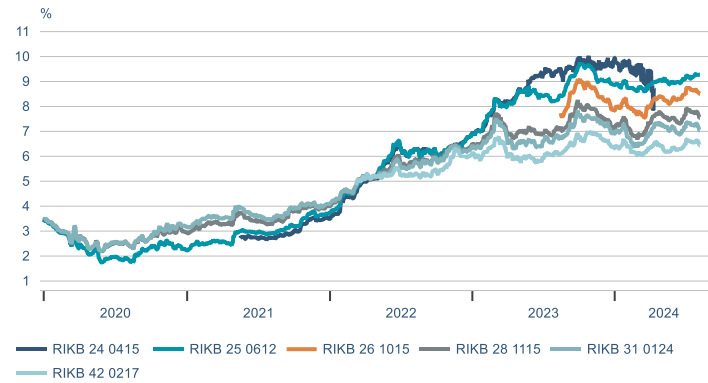


Fasteignafélög

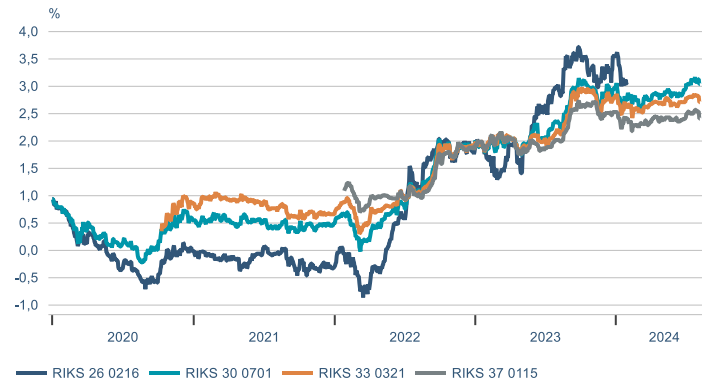


Skuldabréf

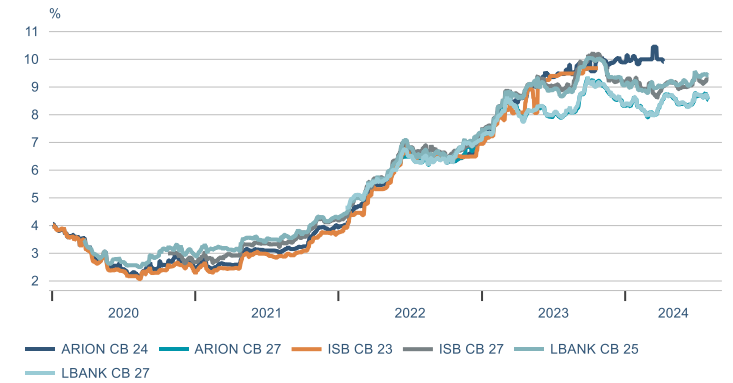
Óverðtryggð ríkisbréf



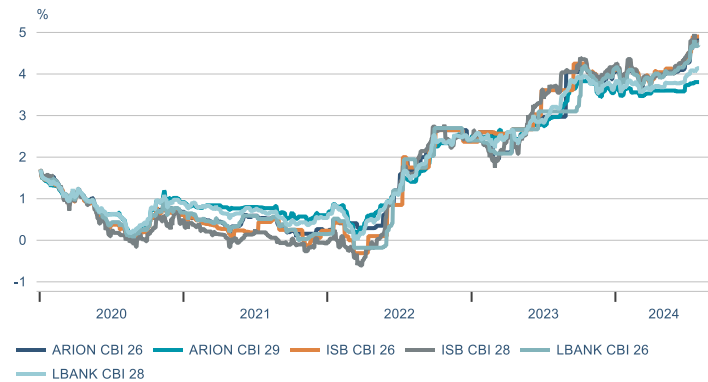
Verðtryggð ríkisbréf



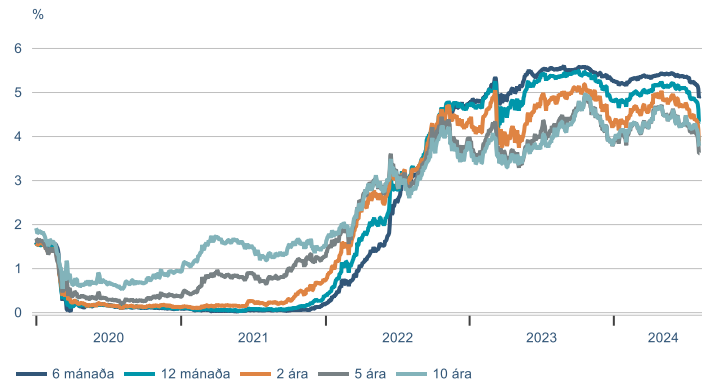
Sértryggð skuldabréf - óverðtryggð



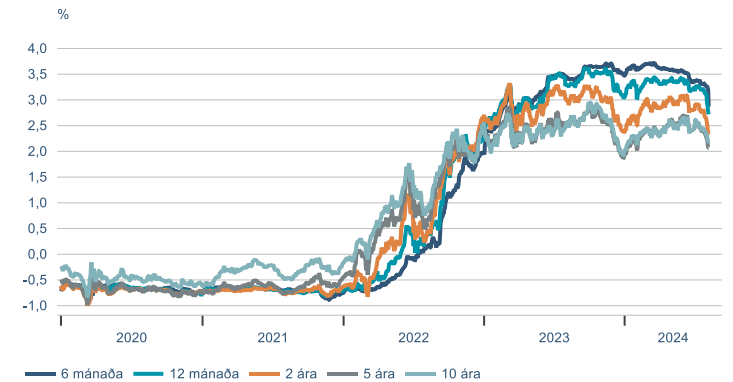
Sértryggð skuldabréf - verðtryggð



Bandarísk ríkisskuldabréf



Þýsk ríkisskuldabréf



Gjaldeyrir

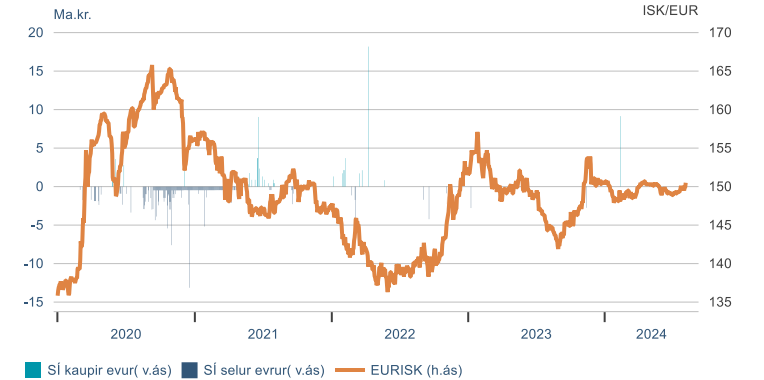
Gengi krónunnar



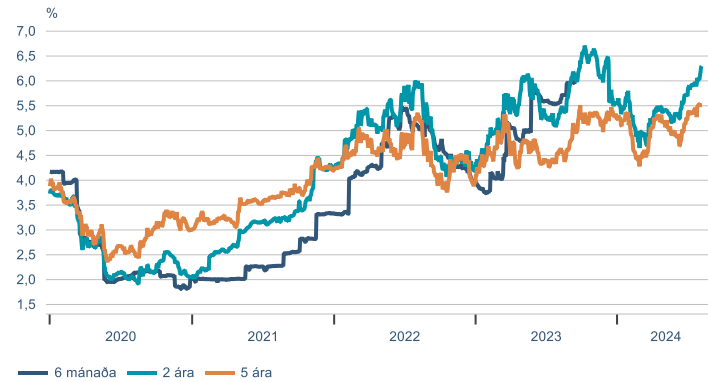
Gengisvísitala



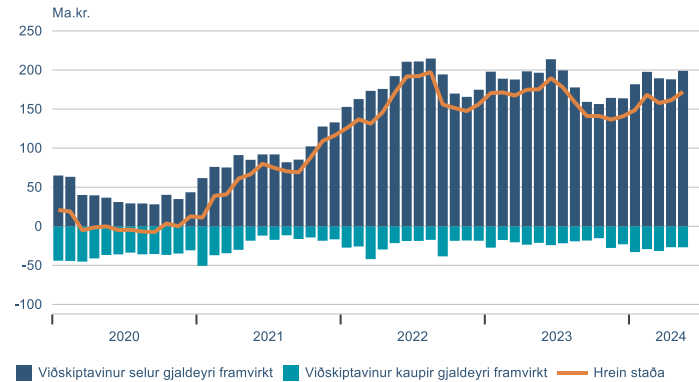
Inngrip SÍ



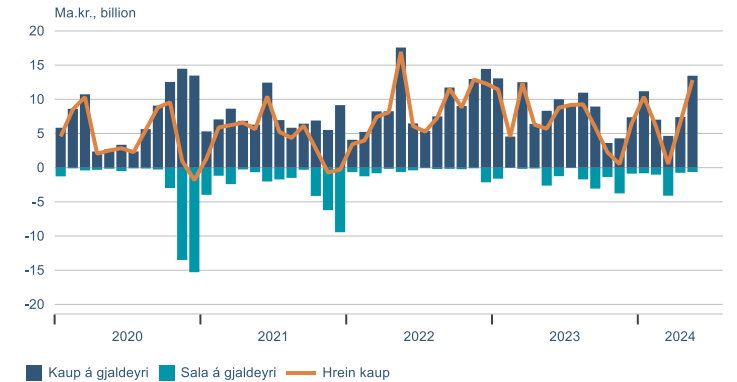
Vaxtamanur við evru



Staða framvirkra samninga með gjaldeyri

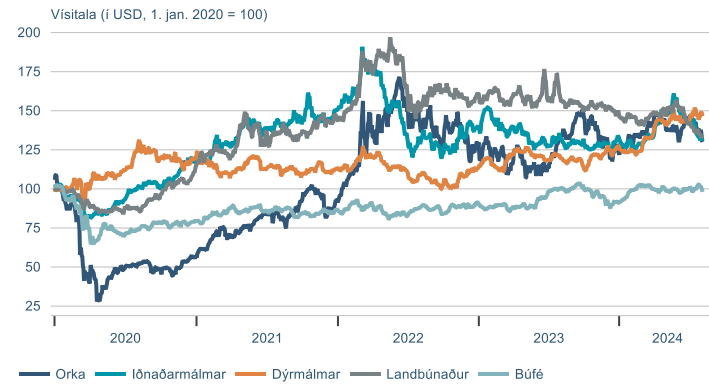


Gjaldeyrivíðskipti lífeyrissjóða



Hrávörur

S&P GSCI hrávöruvísitölur



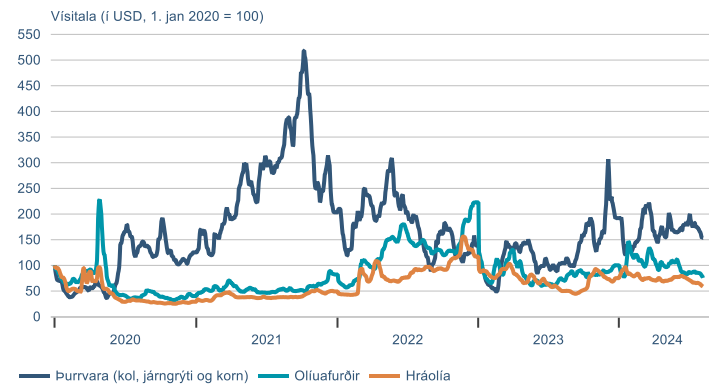
Álverð



Heimsmarkaðsverð á olíu



Baltic exchange flutningsvísitölur



Hlutabréf	Áramót	ávöxtun			
		1M	3M	12M	
OMXI10	2297,2	-6,5%	2,0%	-2,1%	-4,7%
OMXI10GI	2958,0	-4,2%	2,0%	-1,9%	-2,3%
Alvotek	1605,0	1,3%	-6,4%	-21,3%	25,4%
Amaroq	106,5	-11,3%	-3,6%	-19,3%	34,3%
Eimskip	363,0	-20,6%	10,7%	11,3%	-26,7%
Hampiðjan	119,0	-15,0%	-0,8%	-15,0%	-17,6%
Icelandair	0,8	-36,6%	-10,0%	-15,8%	-59,1%
Marel	502,0	9,2%	3,9%	4,1%	20,4%
Brim	71,6	-12,1%	0,6%	-7,4%	-10,0%
Iceland Seafood	5,2	-9,6%	-2,8%	-8,0%	-19,5%
Ísfélag	151,6	-3,7%	-2,4%	-0,8%	
Síldarvinnslan	92,3	-9,7%	0,8%	1,1%	-16,9%
Festi	206,0	2,0%	0,0%	9,0%	10,4%
Hagar	85,0	9,4%	3,0%	19,1%	32,7%
Skeljungur	15,4	1,0%	0,3%	-5,5%	17,6%
Ölgerðin	17,7	19,3%	-1,1%	-1,1%	41,0%
Nova	3,8	-6,2%	2,7%	-6,5%	-11,9%
Síminn	9,4	-3,7%	1,6%	-5,5%	-3,2%
Sýn	33,6	-29,3%	3,1%	-26,3%	-26,6%
Arion	133,5	-6,8%	2,7%	-5,7%	-1,6%
Íslandsbanki	103,0	-1,6%	7,5%	3,0%	-8,2%
Kvika	15,5	-11,0%	7,3%	12,4%	-10,2%
Sjóvá	36,6	-3,8%	-0,5%	-2,4%	9,6%
Skagi	15,0	-9,7%	-0,7%	-7,4%	-18,3%
Eik	10,1	-7,4%	-1,0%	5,2%	-10,5%
Heimar	25,0	4,2%	2,5%	11,6%	1,6%
Kaldalón	16,7	-4,8%	0,9%	11,3%	19,3%
Reitir	85,5	3,7%	3,6%	14,8%	4,3%

Leiðrétt fyrir arðgreiðslum

Ríkisskuldabréf	krafa	verð	meðalt.	ávöxtun			
				áramót	1M	3M	12M
RIKB 25 0612	9,29%	99,0	0,8	4,8%	0,8%	2,0%	7,4%
RIKB 26 1015	8,51%	96,6	2,0	3,3%	1,2%	1,8%	6,4%
RIKB 27 0415	8,27%	99,3	2,5		1,3%	1,9%	
RIKB 28 1115	7,55%	90,9	3,8	2,5%	2,1%	2,2%	5,4%
RIKB 31 0124	7,04%	97,2	5,3	3,4%	2,3%	2,6%	5,7%
RIKB 35 0917	6,66%	102,6	7,7	3,8%	3,1%	2,8%	
RIKB 42 0217	6,44%	79,9	11,5	2,3%	3,2%	-0,3%	3,0%
RIKS 26 0216	4,50%	95,7	1,5	4,9%	0,2%	0,9%	6,8%
RIKS 30 0701	3,04%	101,1	5,4	5,5%	0,8%	1,2%	4,7%
RIKS 33 0321	2,71%	102,2	7,7	6,3%	1,3%	2,1%	4,1%
RIKS 37 0115	2,41%	85,0	11,6	7,0%	1,6%	2,3%	3,3%

Gjaldeyri	áramót	1M	3M	12M	
					GVT
EUR	150,5	0,0%	0,8%	0,3%	4,0%
USD	138,9	2,0%	-0,2%	-1,0%	5,4%
GBP	177,1	2,2%	0,5%	0,9%	5,3%
DKK	20,2	-0,1%	0,8%	0,2%	3,9%
SEK	13,0	-4,2%	-0,6%	1,1%	4,9%
NOK	12,6	-5,8%	-3,0%	-0,5%	-2,7%
CHF	159,6	-1,8%	3,6%	3,7%	6,3%
JPY	0,93	-3,1%	8,3%	2,9%	1,1%

Þessi samantekt og/eða umfjöllun er markaðsefni ætlað til upplýsingar en ekki sem grundvöllur viðskipta. Markaðsefni þetta felur hvorki í sér fjárfestingarráðgjöf né óháða fjárfestingargreiningu. Lagakröfur sem gilda um fjárfestingarráðgjöf og fjárfestingargreiningu eiga því ekki við, þ.m.t. bann við viðskiptum fyrir dreifingu.

Upplýsingar um þróun gengis innlendra hlutabréfa, skuldabréfa og/eða vísitalna koma frá Nasdaq Iceland – Kauphöllinni. Á vef Landsbankans er hægt að nálgast nánari upplýsingar með því að smella á viðkomandi hlutabréf, skuldabréfaflokk eða vísitölu. Upplýsingar um þróun gengis erlendra fjármálagerna, vísitalna og/eða sjóða koma frá aðilum sem Landsbankinn hefur metið áreiðanlega. Þróun gengis í fortíð gefur ekki vísbendingu um framtíðarþróun.

Upplýsingar um fyrri árangur sjóða Landsbréfa byggja á upplýsingum frá Landsbréfum. Á vef Landsbankans er hægt að nálgast nánari upplýsingar með því að smella á heiti viðkomandi sjóðs, þ.m.t. um árangur síðastliðinna fimm ára. Upplýsingar um fyrri árangur sjóða sýna nafnávöxtun, nema annað sé tekið fram. Ef fyrri árangur sjóða byggir á erlendum gjaldmiðli getur ávöxtun aukist eða minnkað vegna gengissveiflna. Árangur í fortíð gefur ekki áreiðanlega vísbendingu um framtíðarárangur.

Verðbréfi viðskipti fela í sér áhættu og eru lesendur hvattir til að kynna sér Áhættulýsingu vegna viðskipta með fjármálagerna og Stefnu Landsbankans um hagsmunaárekstra sem finna má á vef Landsbankans.

Landsbankinn hefur starfsleyfi sem viðskiptabanki samkvæmt lögum nr. 161/2002 um fjármálafyrirtæki og sætir eftirliti Fjármálaeftirlits Seðlabanka Íslands (www.sedlabanki.is/fjarmalaeftirlit).