

Vikubyrjun 1. júlí 2024

Hagfræðideild



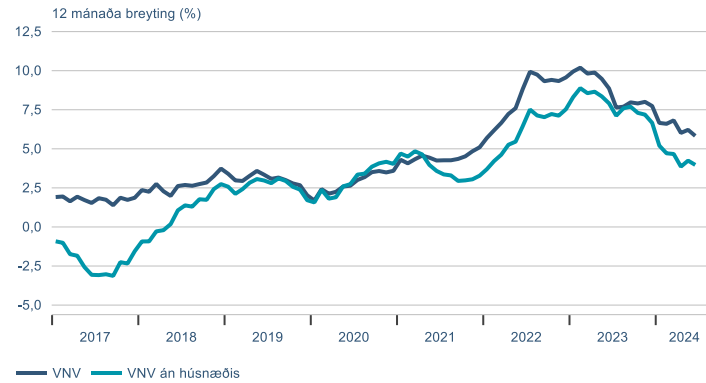
Dagatal

Vikud.	Dag.	kl.	Viðburður	Tímabil	Birtingaraðili
mán	1. júl.		Hlutdeildarlán	jún	HMS
mið	3. júl.		Helstu tölur úr leiguskrá	jún	HMS
fim	4. júl.		Fjöldi leigusamninga um íbúðarhúsnæði	jún	HMS
fös	5. júl.	09:00	Starfandi samkvæmt skrá	maí	Hagstofan
		09:00	Staðgreiðsluskyldar greiðslur	maí	Hagstofan
			Útboð ríkisbréfa		Lánamál ríkisins
		09:00	Efnahagur Seðlabankans	jún	Seðlabankinn
		09:00	Lífeyrissjóðir	jún	Seðlabankinn

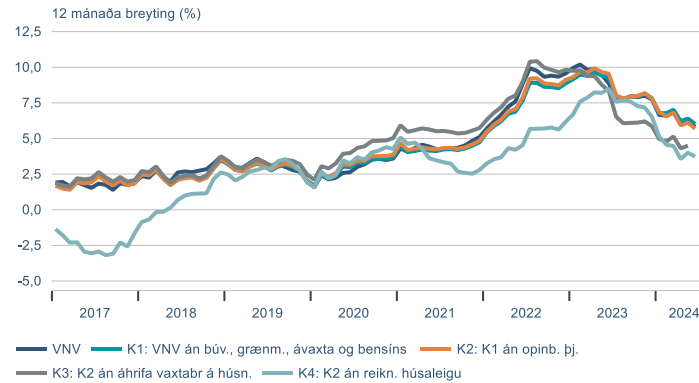
▶ Efnahagsmál

Verðlag

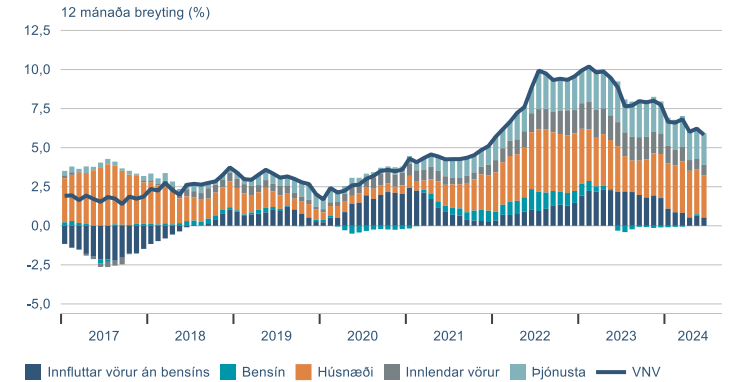
Visitala neysluverðs



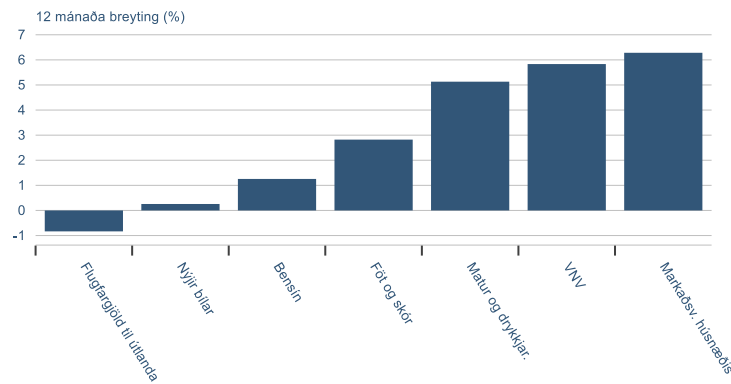
Kjarnavísitölur



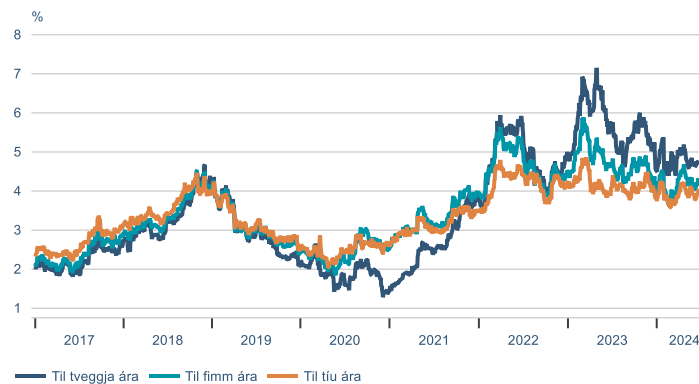
Eftir eðli og uppruna



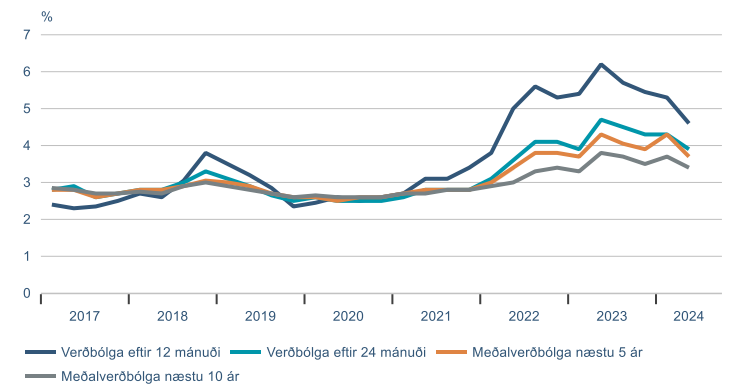
Valdir undirliðir



Verðbólguálag á skuldabréfamarkaði

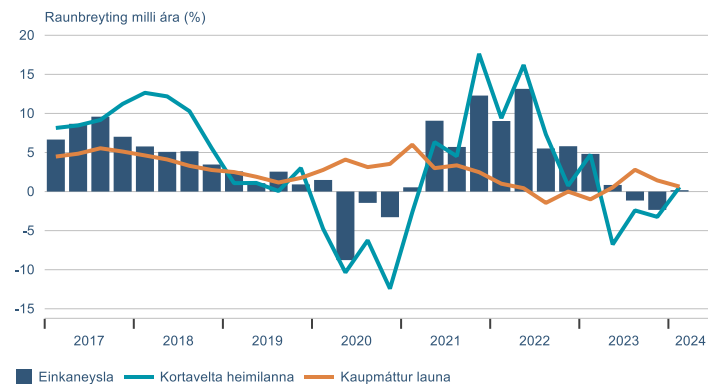


Væntingakönnun markaðsaðila

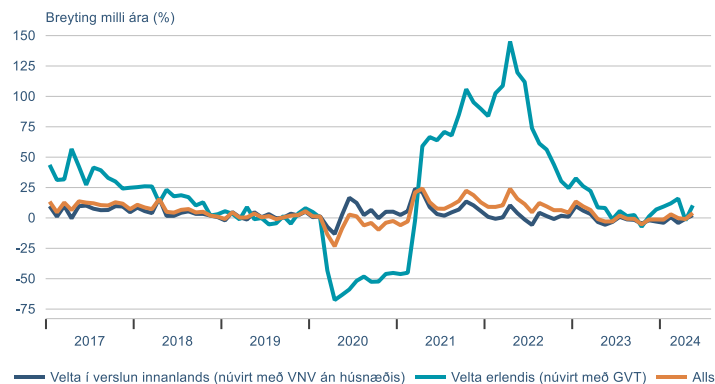


Heimilin

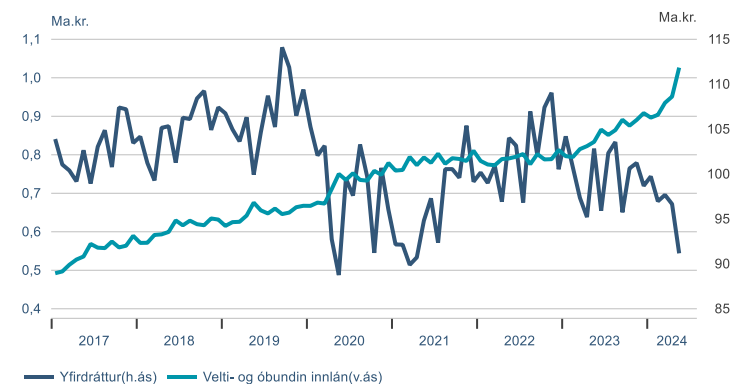
Einkaneysla, kortavelta og laun



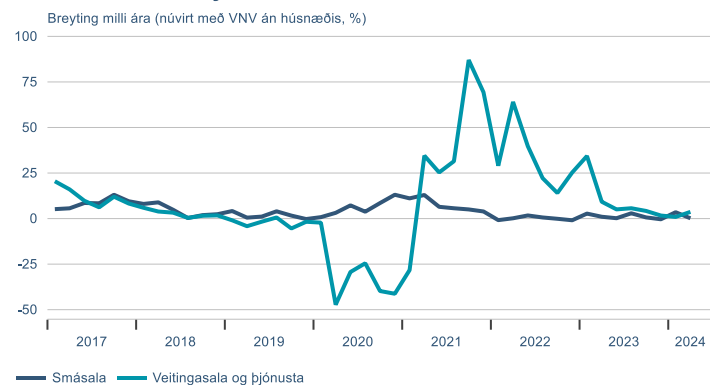
Greiðslukortavelta



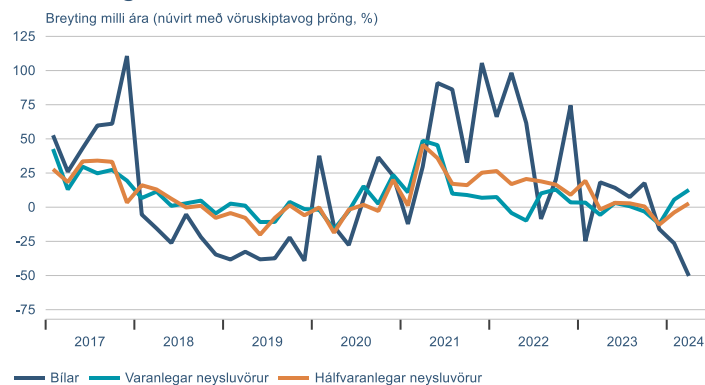
Innlán og yfirdráttur heimilanna



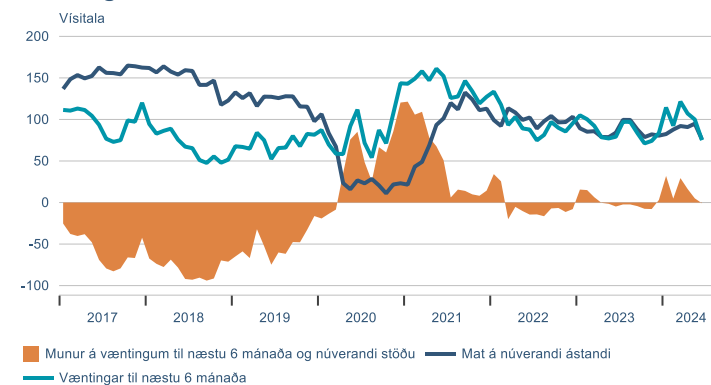
Velta skv. VSK-skýrslum



Innflutningur

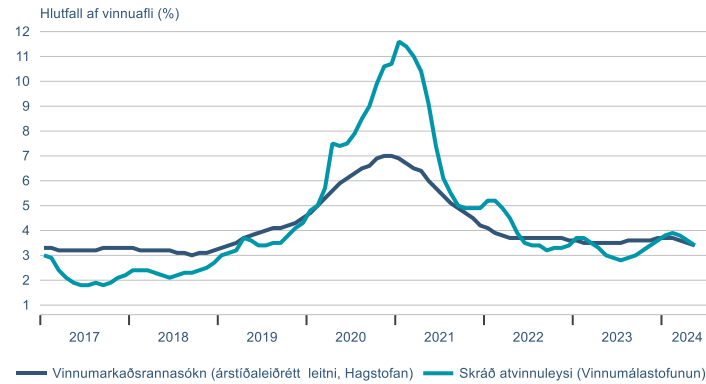


Væntingavísitala

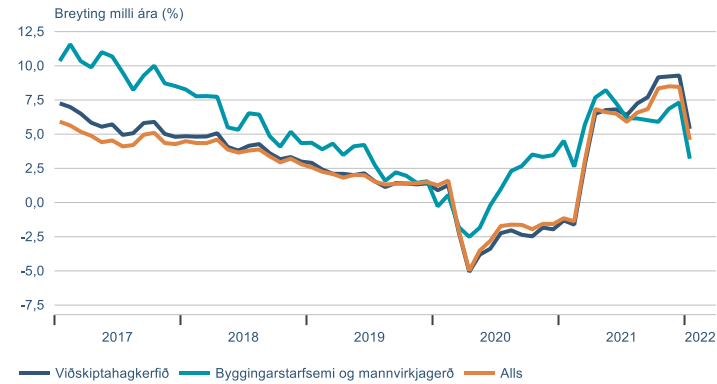


Vinnumarkaðurinn

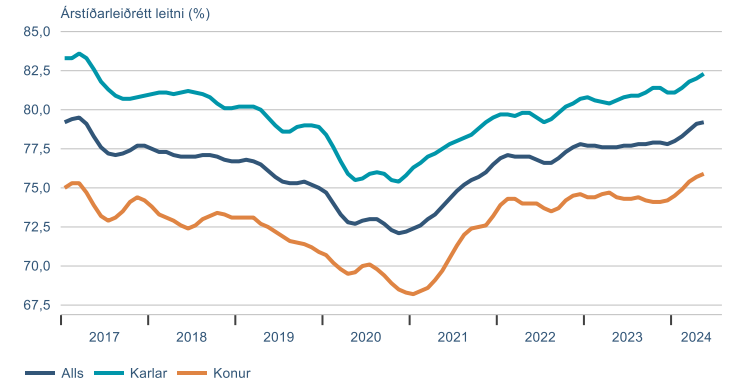
Atvinnuleysi



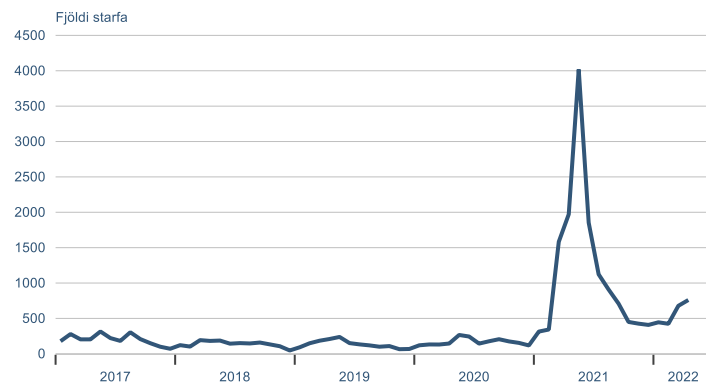
Fjöldi launagreiðenda



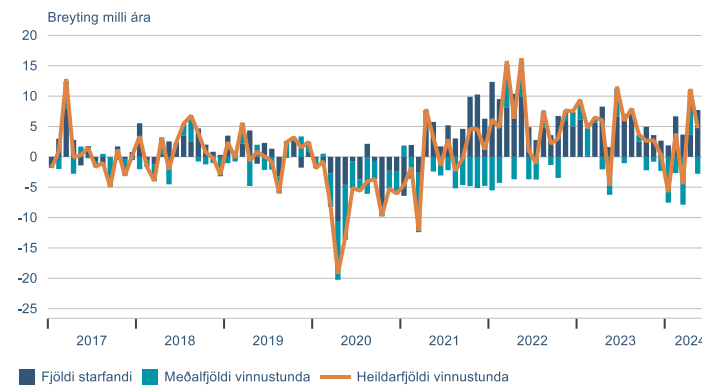
Atvinnuþáttaka



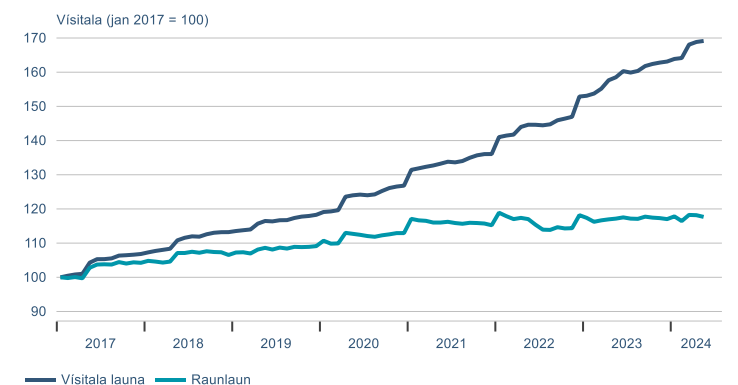
Laus störf



Fjöldi vinnustunda

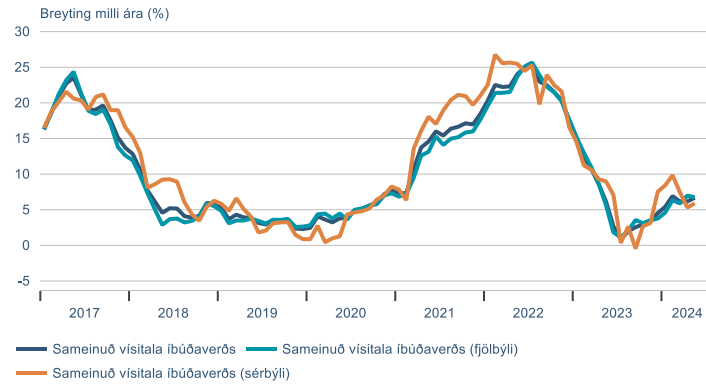


Laun

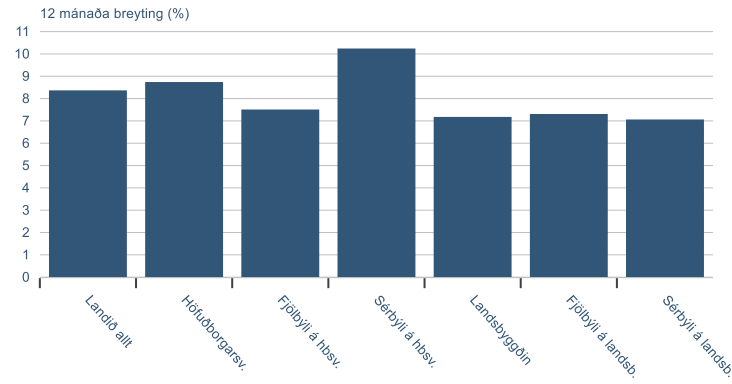


Fasteignamarkaðurinn

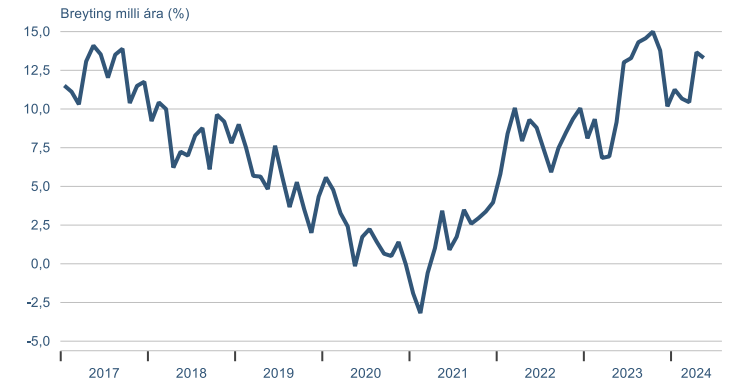
Visitala íbúðaverðs



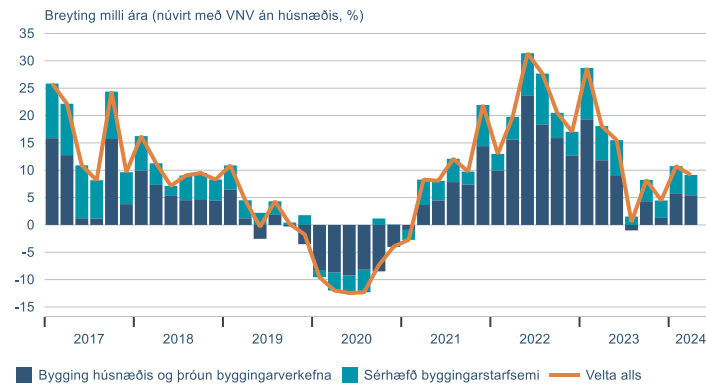
Eftir tegund húsnæðis



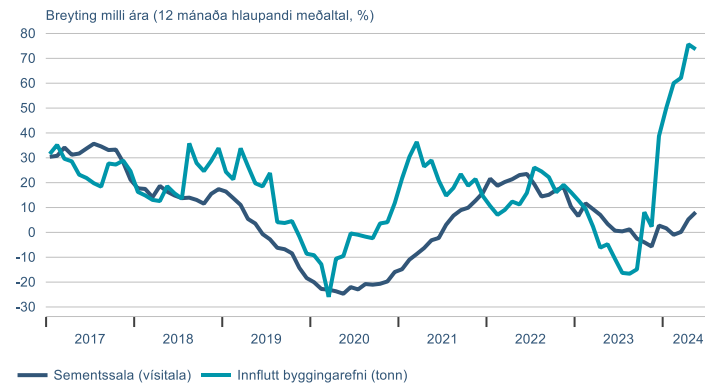
Visitala leiguverðs



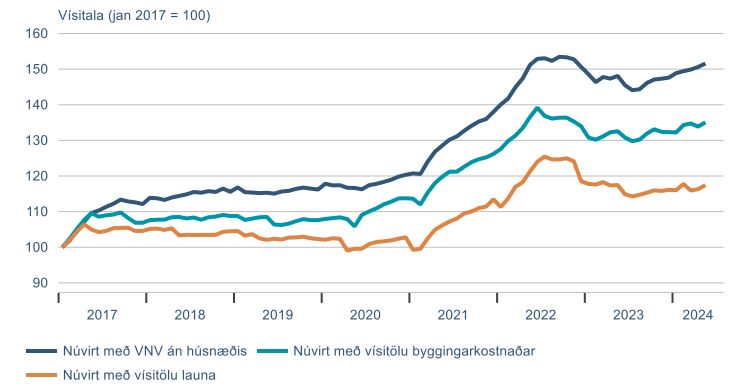
Velta í byggingariðnaði



Byggingavörur

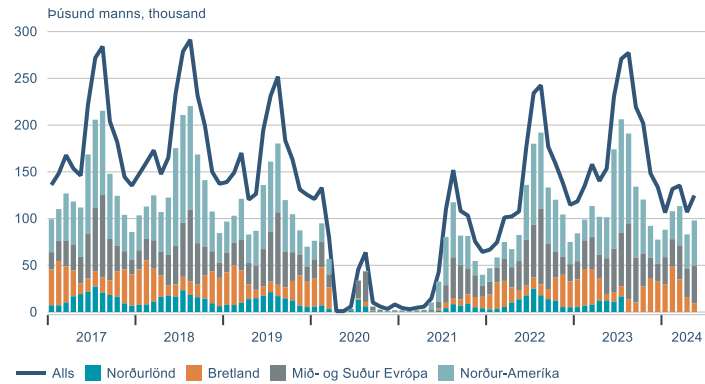


Visitala íbúðaverðs á móti undirliggjandi hagstærðum

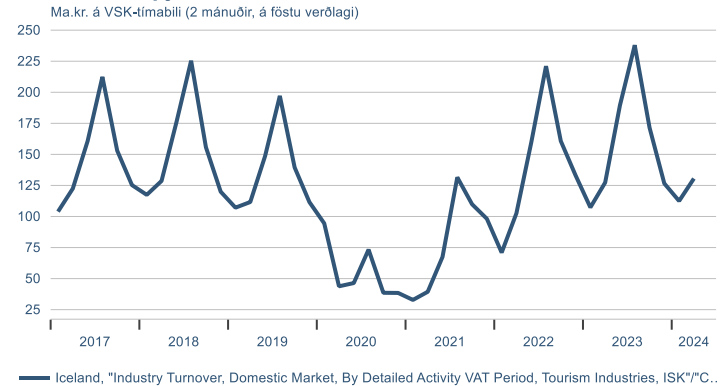


Ferðapjónustan

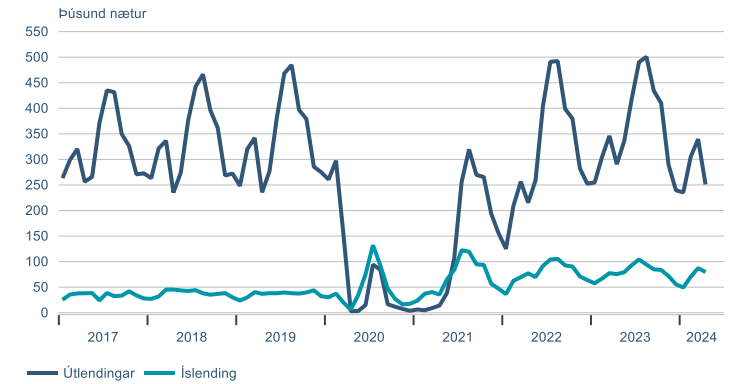
Erlendir ferðamenn um Leifstöð



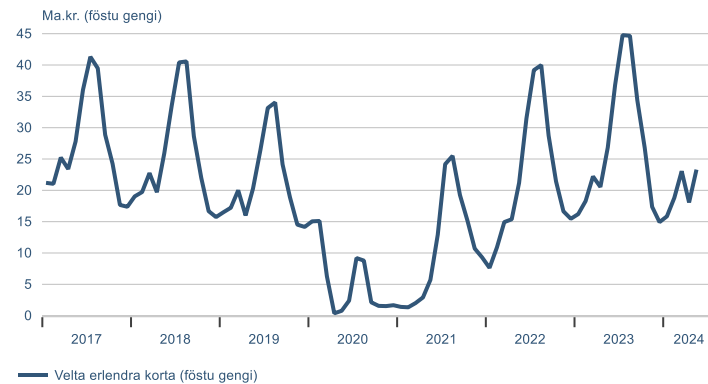
Velta í ferðapjónustu



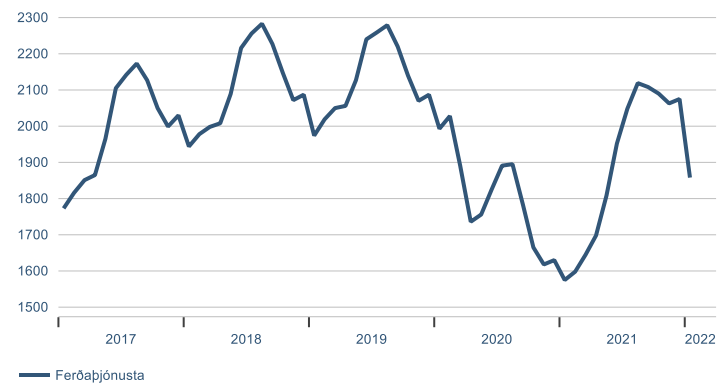
Gistinætur á hótélum



Velta erlendra greiðslukorta

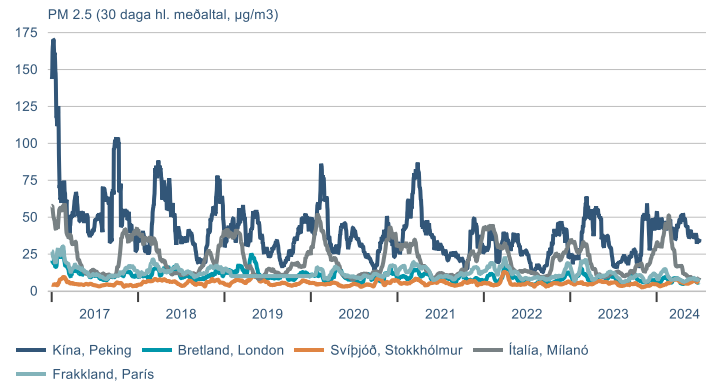


Fjöldi launagreiðenda í ferðapjónustu

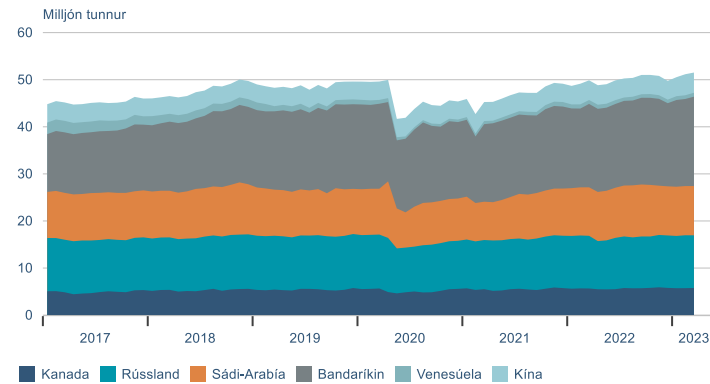


Sjálfbærni

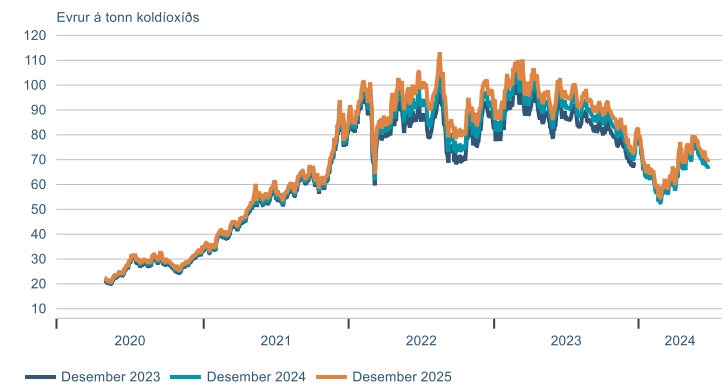
Magn svifryks



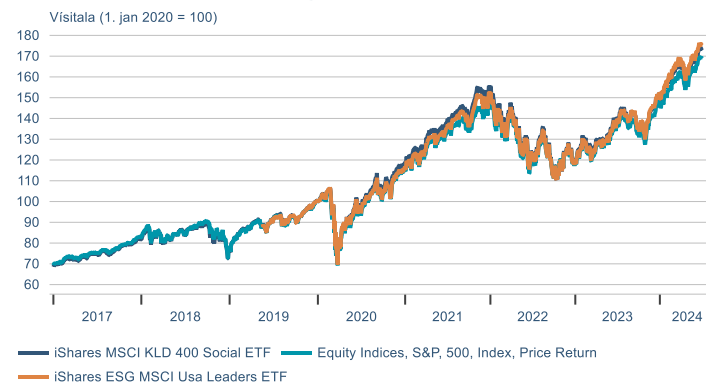
Framleiðsla hráolíu



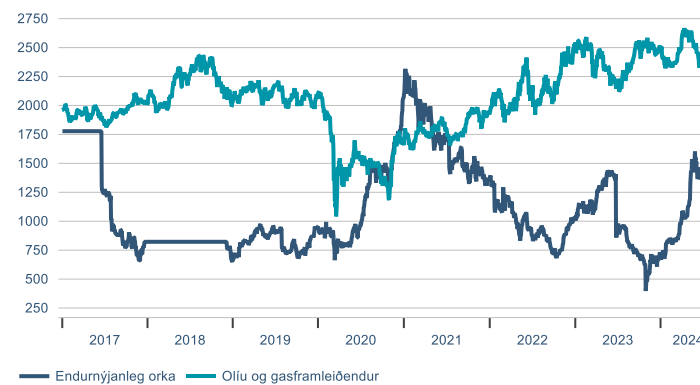
EUA Losunarheimildir innan ETS viðskiptakerfisins



UFS Hlutabréfavisitölur og S&P 500

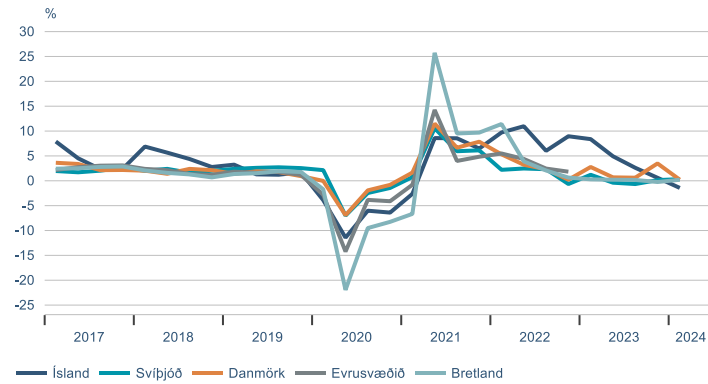


Hlutabréfavisitölur orkufyrirtækja (hluti af Eurofirst 300)

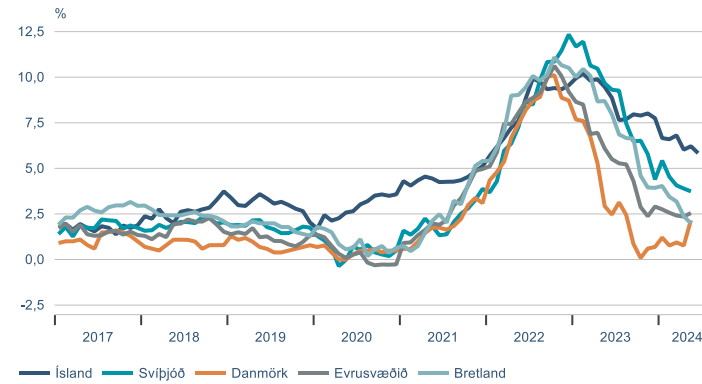


Alþjóðlegur samanburður

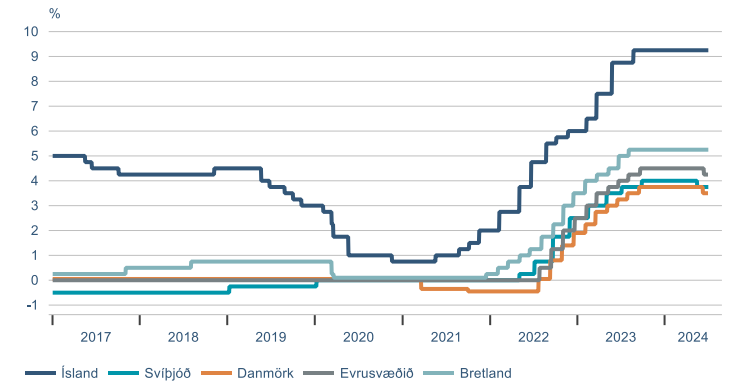
Hagvöxtur



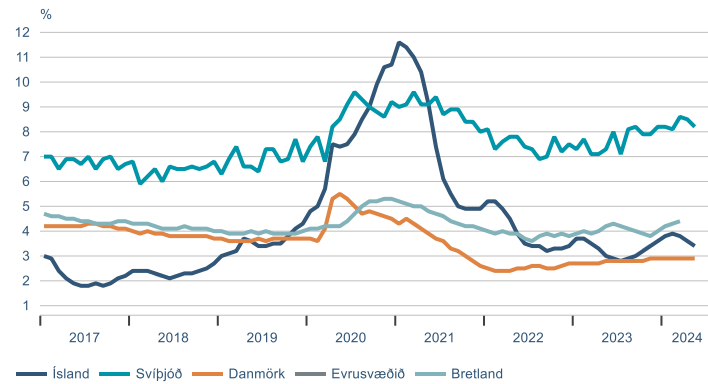
Verðbólga



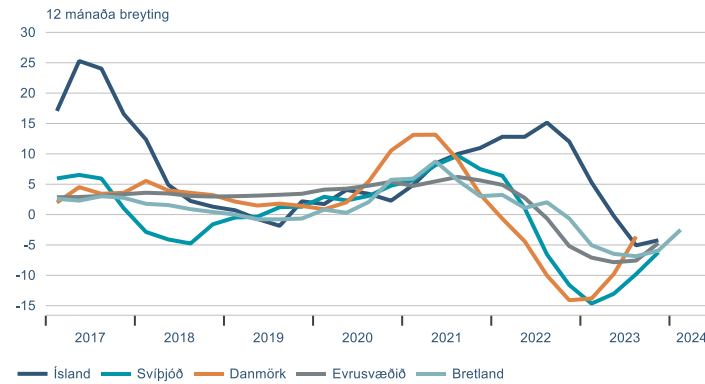
Stýrivextir



Atvinnuleysi



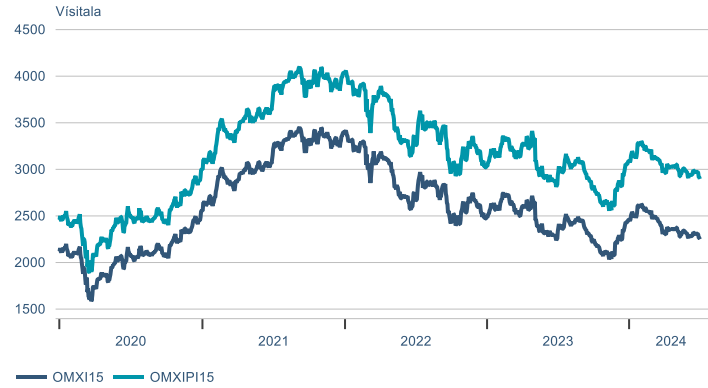
Rauverð íbúða



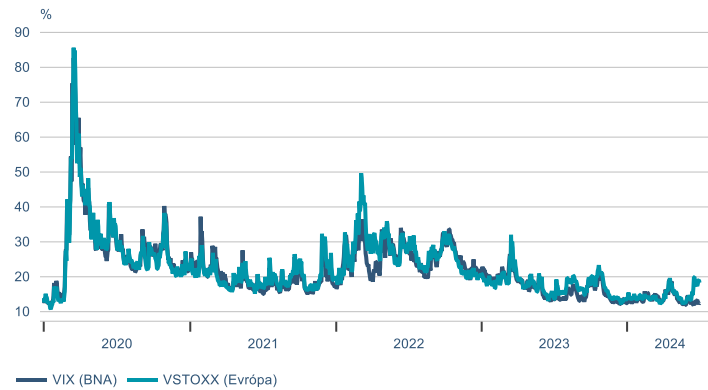
► Fjármálamarkaðir

Hlutabréf

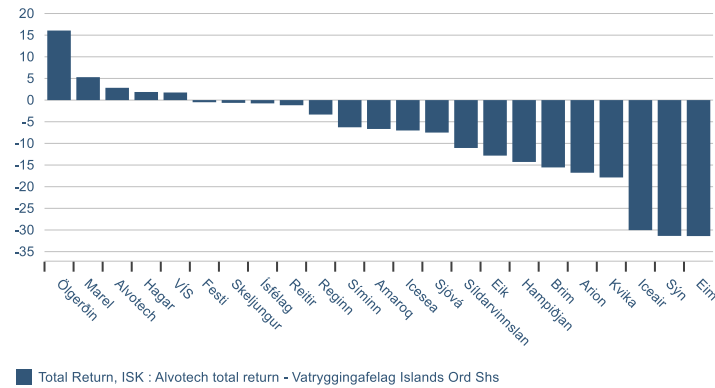
OMX-vísitölur



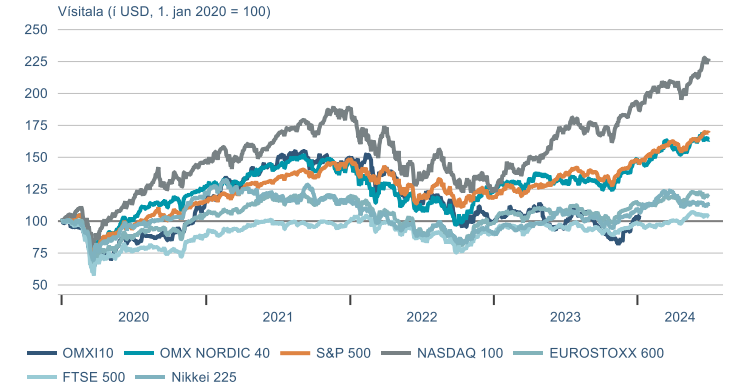
Vix-vísitölur



Það sem af er ári

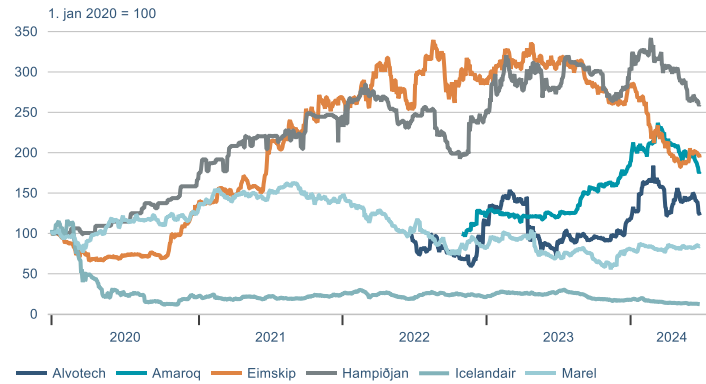


Hlutabréfavísitölur

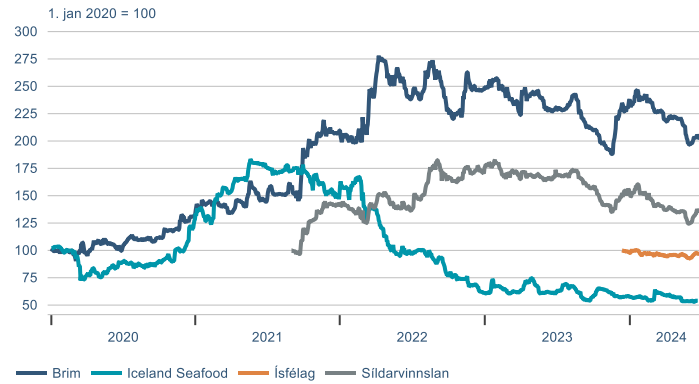


Hlutabréf

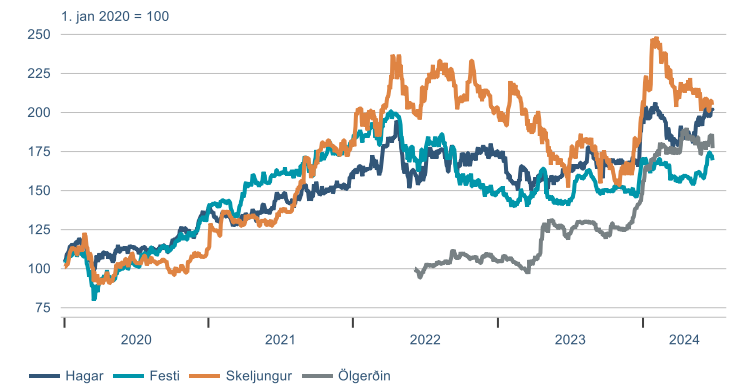
Félög með tekjur í erlendri mynt



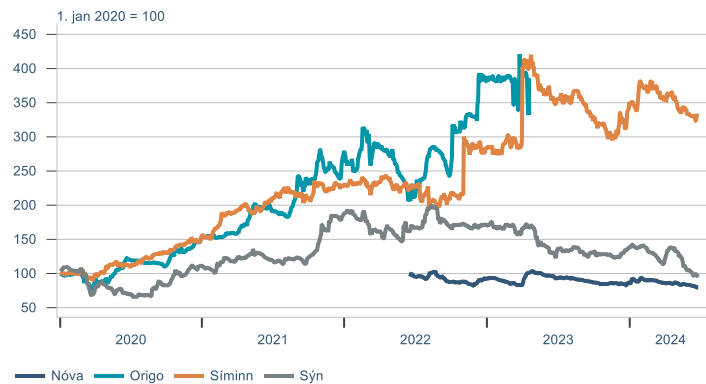
Útvegsfyrirtæki



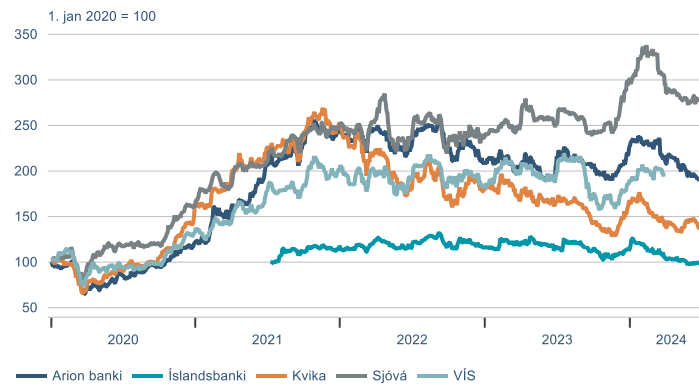
Heild- og smásala



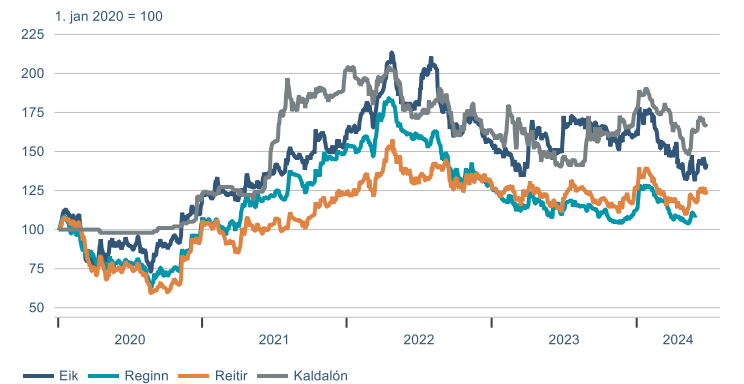
Tæknifyrirtæki



Fjármálafyrirtæki

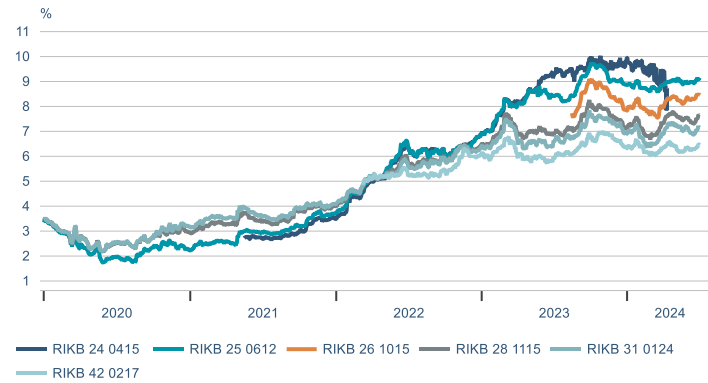


Fasteignafélög

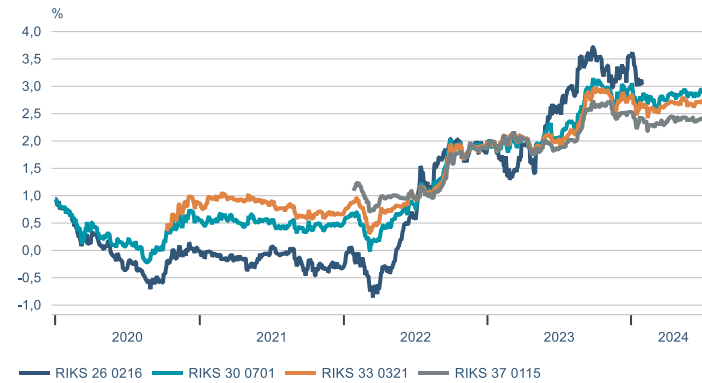


Skuldabréf

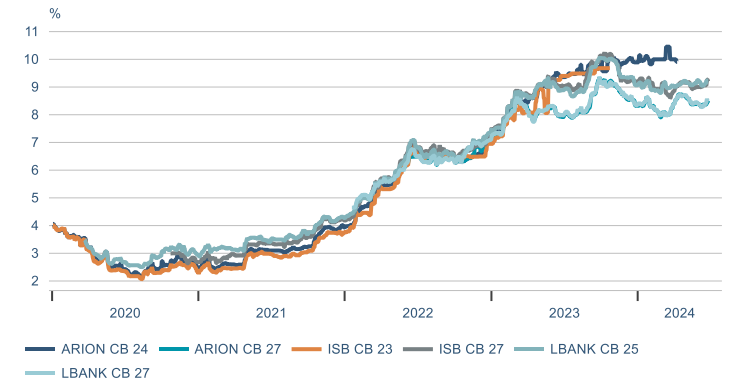
Óverðtryggð ríkisbréf



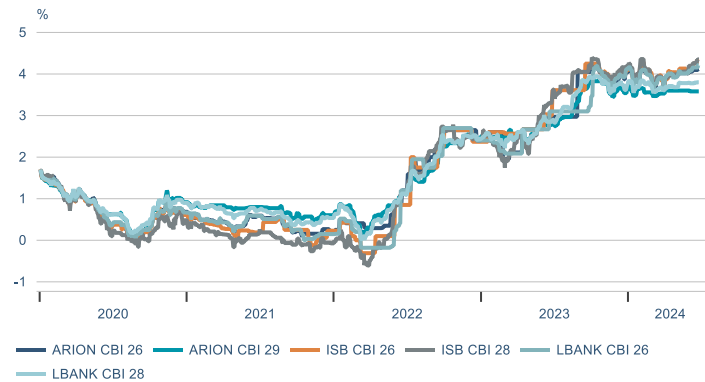
Verðtryggð ríkisbréf



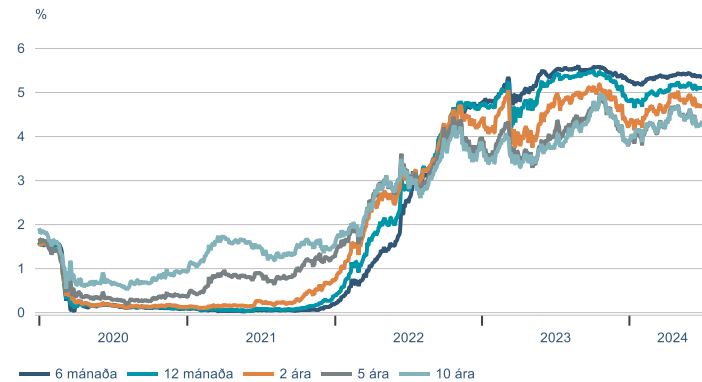
Sértryggð skuldabréf - óverðtryggð



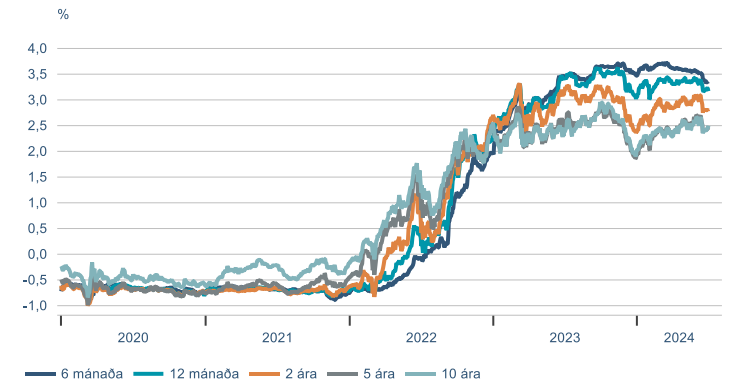
Sértryggð skuldabréf - verðtryggð



Bandarísk ríkisskuldabréf



Þýsk ríkisskuldabréf

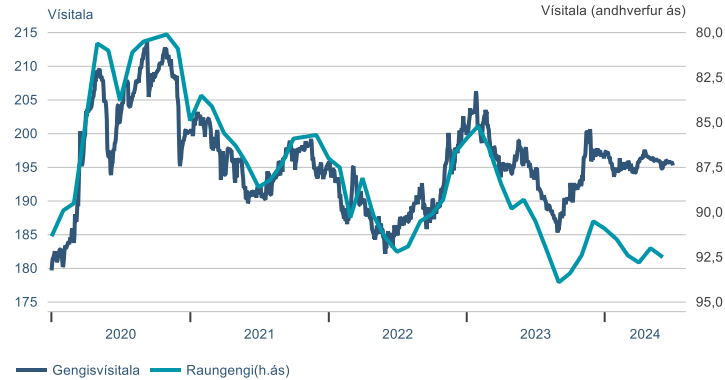


Gjaldeyrir

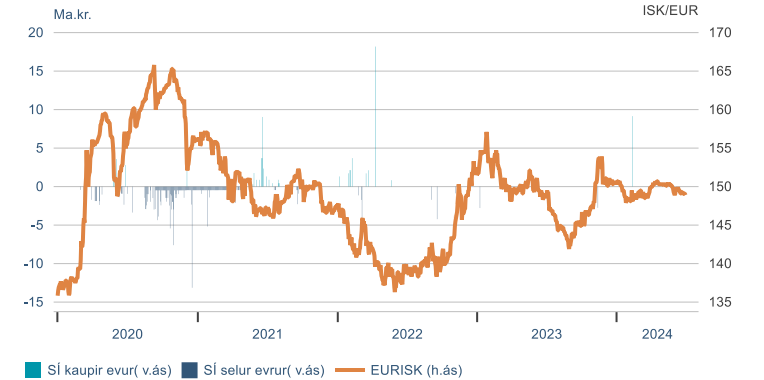
Gengi krónunnar



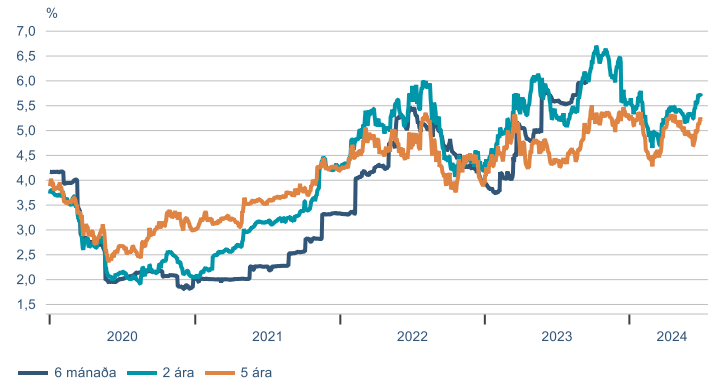
Gengisvísitala



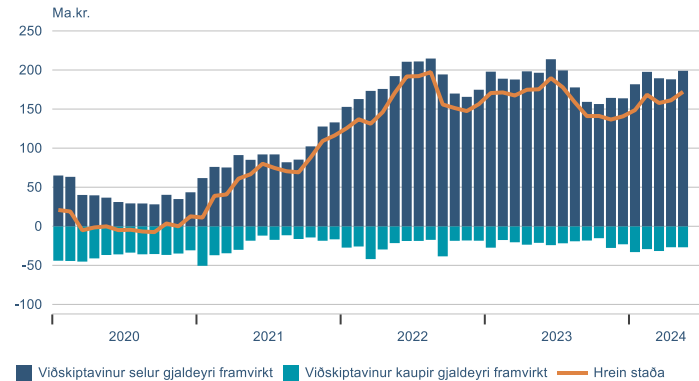
Inngrip SÍ



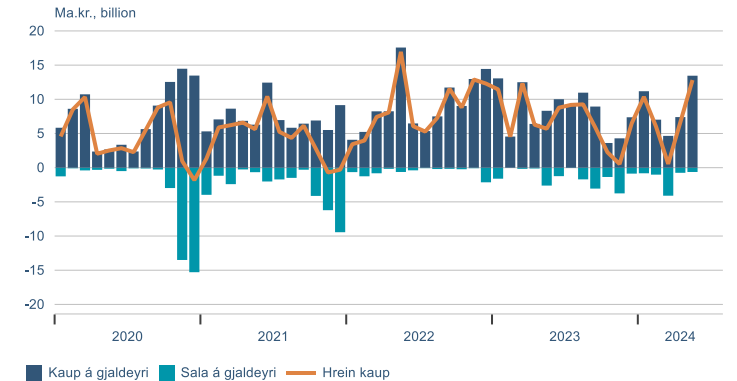
Vaxtamunur við evru



Staða framvirkra samninga með gjaldeyri

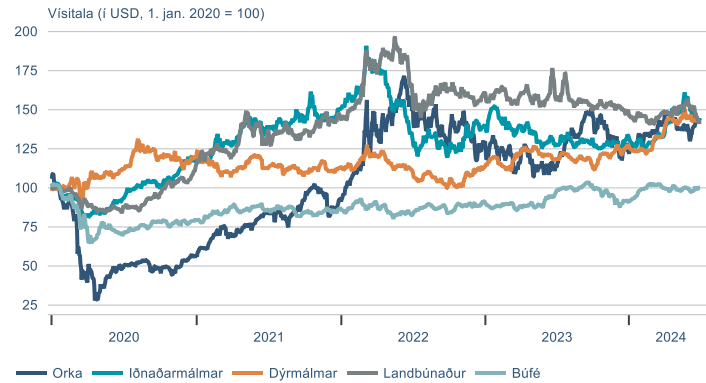


Gjaldeyrsviðskipti lífeyrissjóða

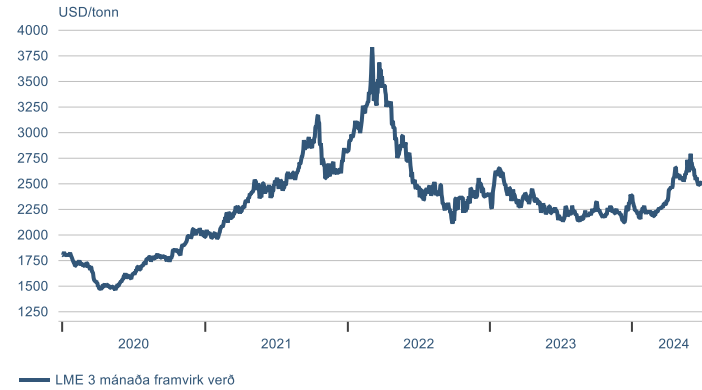


Hrávörur

S&P GSCI hrávöruvísitölur



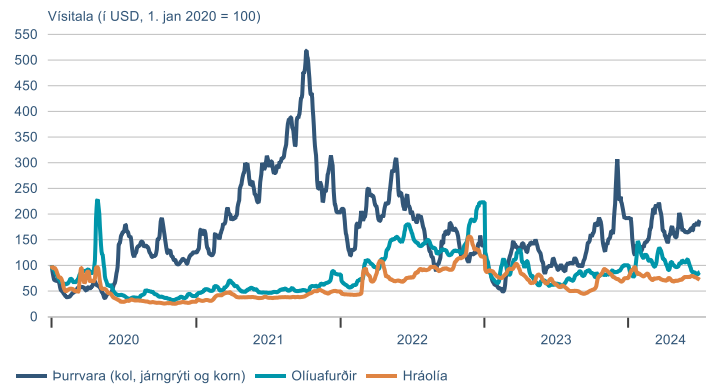
Álverð



Heimsmarkaðsverð á olíu



Baltic exchange flutningsvísitölur



Hlutabréf		ávöxtun			
		Áramót	1M	3M	12M
OMXI10	2249,6	-8,5%	-2,4%	-3,5%	-0,1%
OMXI10GI	2896,8	-6,2%	-2,2%	-3,3%	2,4%
Alvotek	1630,0	2,8%	-14,4%	-6,9%	59,8%
Amaroq	112,0	-6,7%	-10,0%	-17,0%	47,4%
Eimskip	332,0	-27,4%	2,5%	-8,0%	-32,4%
Hampiðjan	120,0	-14,3%	-6,6%	-15,5%	-4,8%
Icelandair	0,9	-30,0%	-10,2%	-12,3%	-52,1%
Marel	497,0	8,1%	1,8%	4,4%	23,5%
Brim	70,6	-13,4%	-0,6%	-8,3%	-9,9%
Iceland Seafood	5,3	-7,0%	0,5%	-9,4%	-11,7%
Ísfélag	156,2	-0,8%	3,0%	1,8%	
Síldarvinnslan	92,5	-9,4%	6,3%	-0,6%	-17,0%
Festi	204,0	1,1%	5,2%	8,2%	21,1%
Hagar	81,5	4,9%	6,3%	14,6%	28,2%
Skeljungur	15,5	1,7%	-3,7%	-4,3%	32,2%
Ölgerðin	17,7	19,3%	0,0%	2,8%	51,6%
Nova	3,7	-8,2%	-5,2%	-8,0%	-14,4%
Síminn	9,3	-4,4%	-2,4%	-7,7%	-3,5%
Sýn	32,6	-31,4%	-10,9%	-21,6%	-23,5%
Arion	126,5	-11,7%	-4,5%	-10,3%	4,1%
Íslandsbanki	96,0	-8,3%	-1,0%	-5,9%	-8,3%
Kvika	14,3	-17,9%	-5,6%	-2,1%	-14,9%
Sjóvá	37,0	-2,8%	-0,3%	-6,1%	16,1%
Skagi	14,9	-10,3%	-8,6%	-14,4%	-9,7%
Eik	10,2	-6,5%	4,6%	1,3%	0,4%
Heimar	24,7	2,9%	5,6%	7,4%	5,6%
Kaldalón	16,6	-5,4%	3,1%	-0,6%	19,4%
Reitir	83,5	1,3%	4,4%	3,7%	14,1%

Leiðrétt fyrir arðgreiðslum

Ríkisskuldabréf	krafa	verð	meðalt.	ávöxtun			
				áramót	1M	3M	12M
RIKB 25 0612	8,90%	99,1	0,9	3,5%	0,2%	1,4%	7,2%
RIKB 26 1015	8,32%	96,7	2,2	2,2%	0,2%	0,6%	5,8%
RIKB 27 0415	8,14%	99,6	2,6		-0,1%		
RIKB 28 1115	7,52%	90,7	4,0	1,3%	0,2%	0,5%	4,1%
RIKB 31 0124	7,09%	96,9	5,5	1,9%	0,4%	0,1%	3,0%
RIKB 35 0917	6,73%	102,1	7,8	2,1%	0,4%	-0,1%	
RIKB 42 0217	6,34%	80,7	11,7	2,3%	-0,2%	0,9%	0,4%
RIKS 26 0216	3,59%	96,6	1,7	4,5%	0,2%	1,0%	6,3%
RIKS 30 0701	2,89%	102,0	5,5	4,7%	0,1%	1,1%	2,9%
RIKS 33 0321	2,68%	102,5	7,8	5,0%	0,1%	1,7%	2,4%
RIKS 37 0115	2,39%	85,0	11,8	5,7%	0,1%	1,2%	1,2%

Gjaldeyri		áramót			
		1M	3M	12M	
GVT	195,2	-0,8%	0,1%	-0,3%	1,0%
EUR	148,9	-1,1%	-0,3%	-0,7%	0,3%
USD	139,1	2,1%	1,4%	0,4%	2,4%
GBP	175,9	1,6%	0,3%	0,7%	2,4%
DKK	20,0	-1,1%	-0,2%	-0,7%	0,1%
SEK	13,1	-3,4%	0,7%	0,6%	4,1%
NOK	13,1	-2,4%	-0,2%	1,8%	4,2%
CHF	154,6	-4,9%	2,6%	1,2%	2,2%
JPY	0,87	-10,0%	-1,1%	-5,5%	-8,0%

Þessi samantekt og/eða umfjöllun er markaðsefni ætlað til upplýsingar en ekki sem grundvöllur viðskipta. Markaðsefni þetta felur hvorki í sér fjárfestingarráðgjöf né óháða fjárfestingargreiningu. Lagakröfur sem gilda um fjárfestingarráðgjöf og fjárfestingargreiningu eiga því ekki við, þ.m.t. bann við viðskiptum fyrir dreifingu.

Upplýsingar um þróun gengis innlendra hlutabréfa, skuldabréfa og/eða vísitalna koma frá Nasdaq Iceland – Kauphöllinni. Á vef Landsbankans er hægt að nálgast nánari upplýsingar með því að smella á viðkomandi hlutabréf, skuldabréfaflokk eða vísitölu. Upplýsingar um þróun gengis erlendra fjármálagerna, vísitalna og/eða sjóða koma frá aðilum sem Landsbankinn hefur metið áreiðanlega. Þróun gengis í fortíð gefur ekki vísbendingu um framtíðarþróun.

Upplýsingar um fyrri árangur sjóða Landsbréfa byggja á upplýsingum frá Landsbréfum. Á vef Landsbankans er hægt að nálgast nánari upplýsingar með því að smella á heiti viðkomandi sjóðs, þ.m.t. um árangur síðastliðinna fimm ára. Upplýsingar um fyrri árangur sjóða sýna nafnávöxtun, nema annað sé tekið fram. Ef fyrri árangur sjóða byggir á erlendum gjaldmiðli getur ávöxtun aukist eða minnkað vegna gengissveiflna. Árangur í fortíð gefur ekki áreiðanlega vísbendingu um framtíðarárangur.

Verðbréfi viðskipti fela í sér áhættu og eru lesendur hvattir til að kynna sér Áhættulýsingu vegna viðskipta með fjármálagerna og Stefnu Landsbankans um hagsmunaárekstra sem finna má á vef Landsbankans.

Landsbankinn hefur starfsleyfi sem viðskiptabanki samkvæmt lögum nr. 161/2002 um fjármálafyrirtæki og sætir eftirliti Fjármálaeftirlits Seðlabanka Íslands (www.sedlabanki.is/fjarmalaeftirlit).