



Vikubyrjun 18. júní 2024

Hagfræðideild



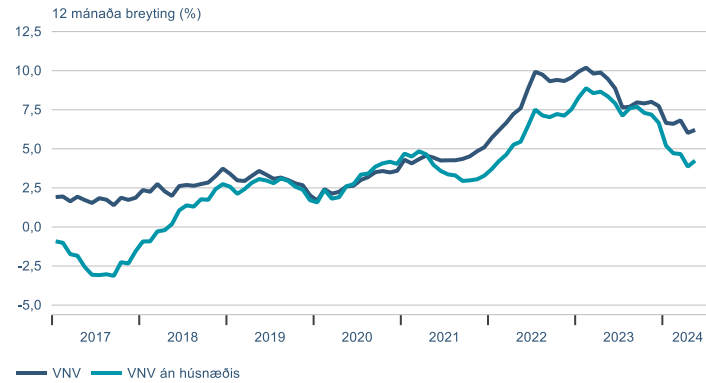
Dagatal

Vikud.	Dag.	kl.	Viðburður	Tímabil	Birtingaraðili
þri	18. jún.		Vísitala íbúðaverðs Vaxtagreiðsla HFF150644 LYKILL 24 06 á gjalddaga	maí	HMS ÍL-sjóður
		09:00	Tryggingafélög	maí	Kvika banki Seðlabankinn
mið	19. jún.		Vísitala leiguverðs á höfuðborgarsvæðinu Skuldabréfaútböð	maí	HMS Lánasjóður sveitarfélaga
		09:00	Tekjuskiptingaruppgjör heimilageirans (áætlun)	1.ársfj.	Hagstofan
fim	20. jún.	09:00	Skammtímahagvísar ferðapjónustu	jún	Hagstofan
		09:00	Samræmd vísitala neysluverðs Mánaðarskýrsla Hagdeildar MOS 99 1 á gjalddaga	maí jún	Hagstofan HMS Mosfellsbær

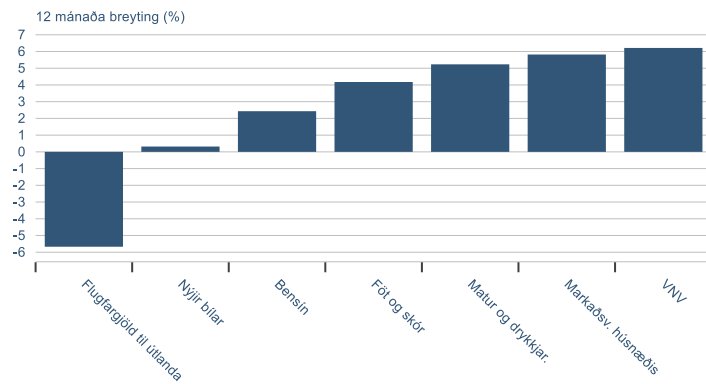
▶ Efnahagsmál

Verðlag

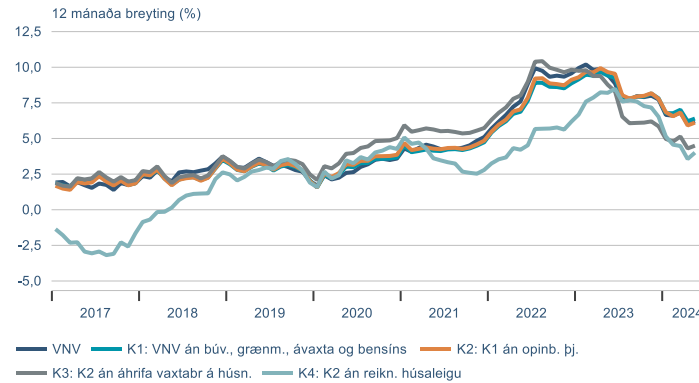
Visitala neysliverðs



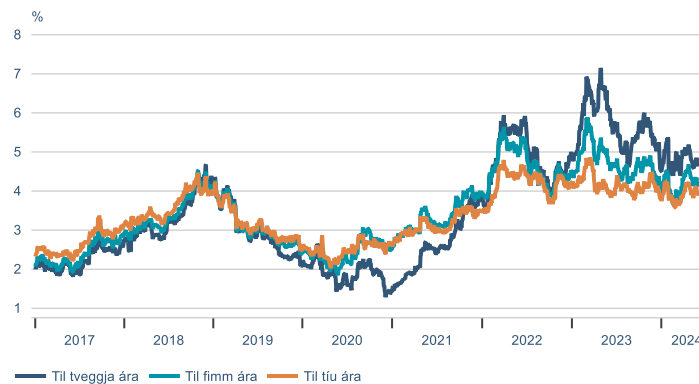
Valdir undirliðir



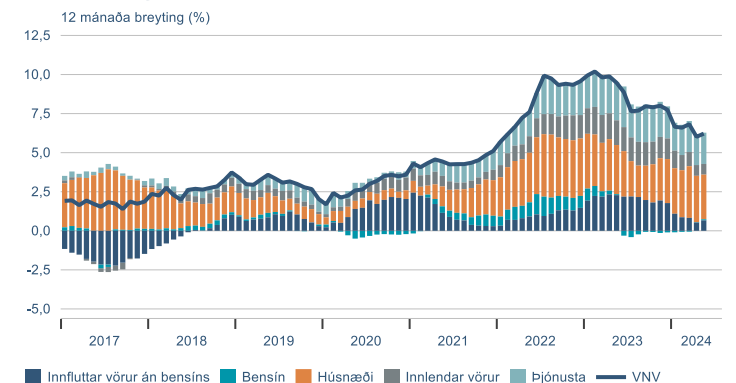
Kjarnavísitölur



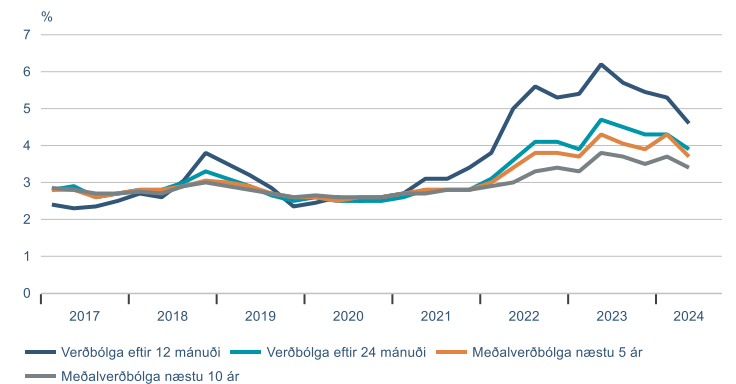
Verðbólguálag á skuldabréfamarkaði



Eftir eðli og uppruna

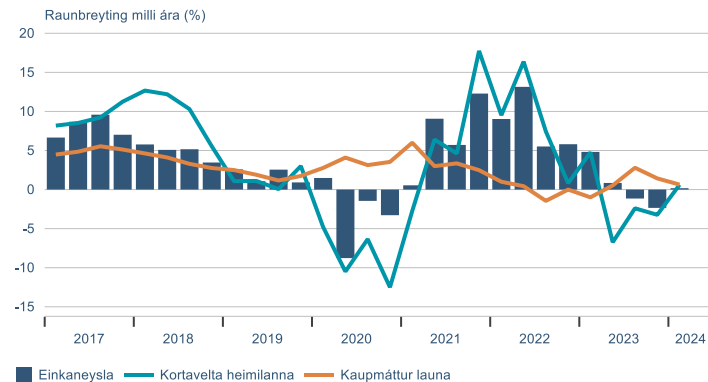


Væntingakönnun markaðsaðila

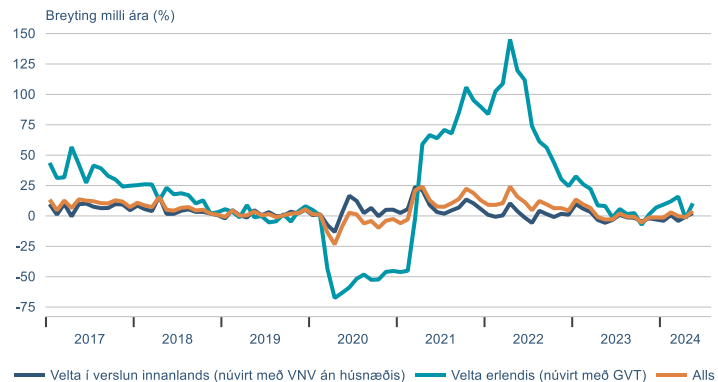


Heimilin

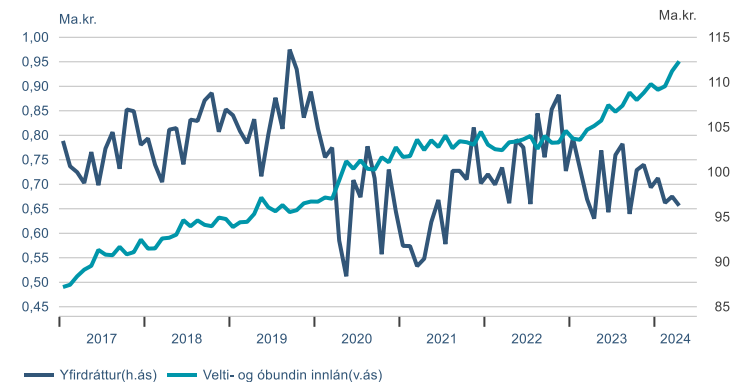
Einkaneysla, kortavelta og laun



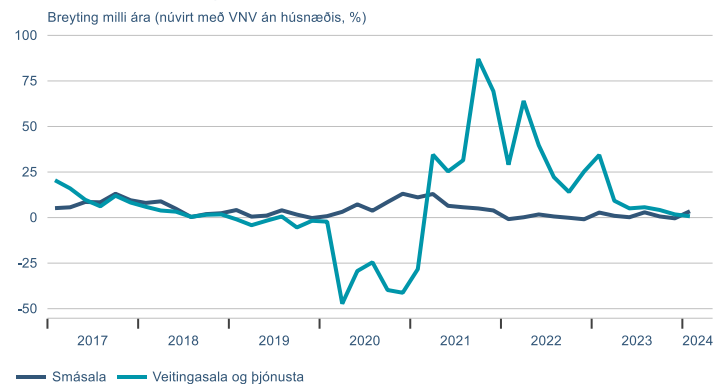
Greiðslukortavelta



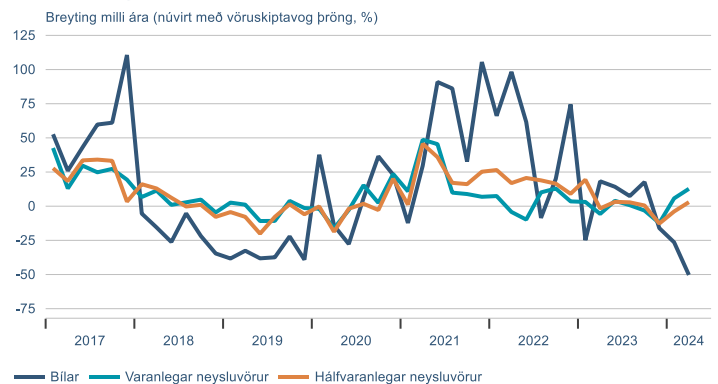
Innlán og yfirdráttur heimilanna



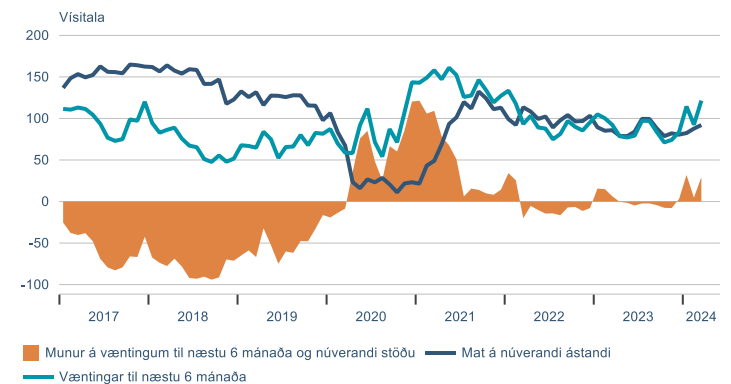
Velta skv. VSK-skýrslum



Innflutningur

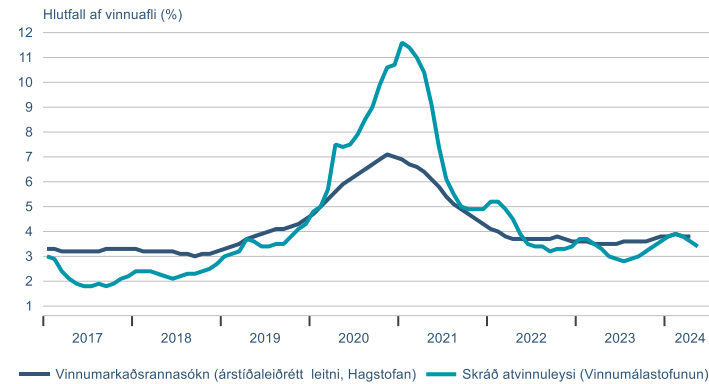


Væntingavísitala

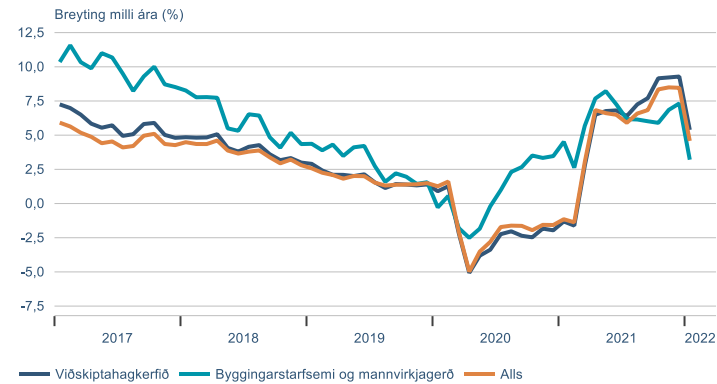


Vinnumarkaðurinn

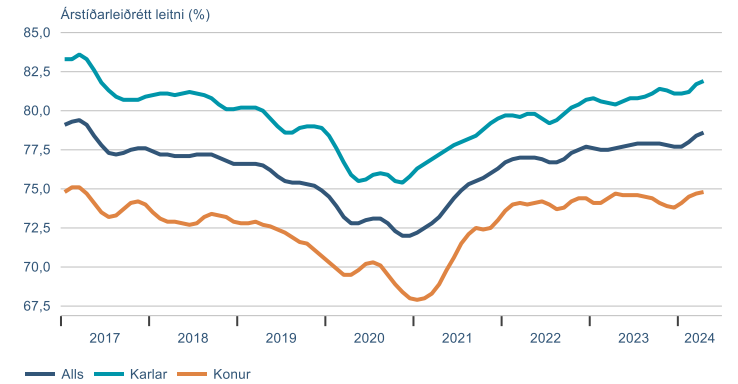
Atvinnuleysi



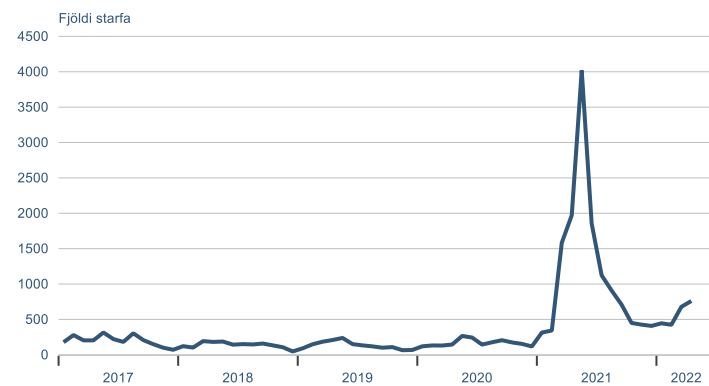
Fjöldi launagreiðenda



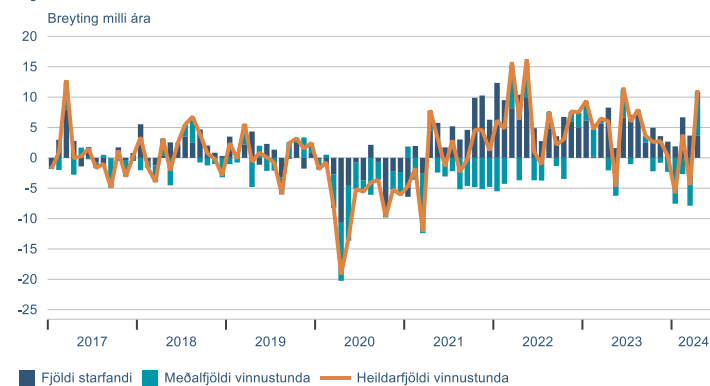
Atvinnuþáttaka



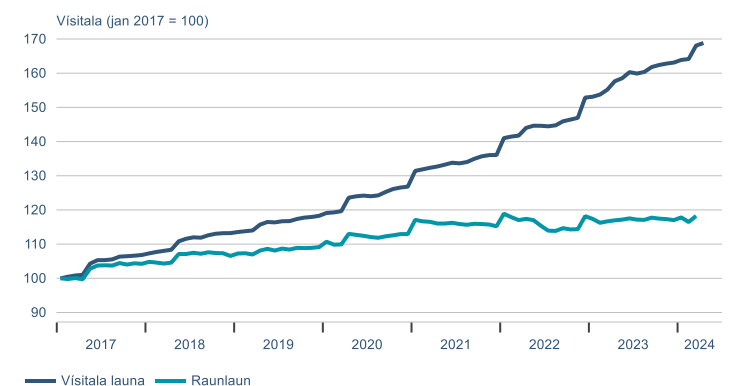
Laus störf



Fjöldi vinnustunda

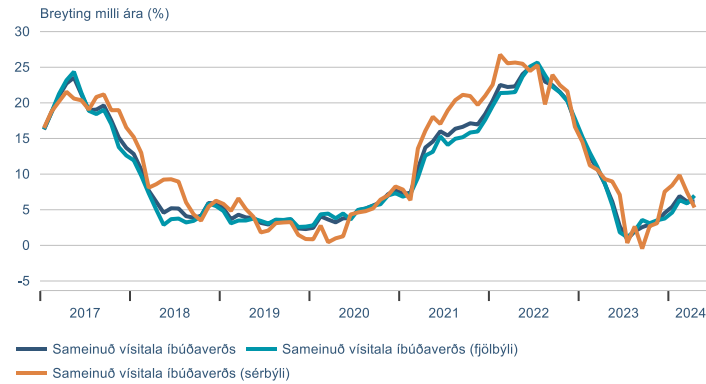


Laun

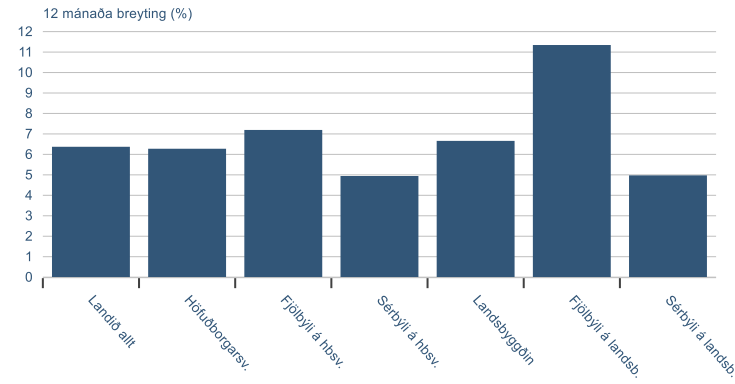


Fasteignamarkaðurinn

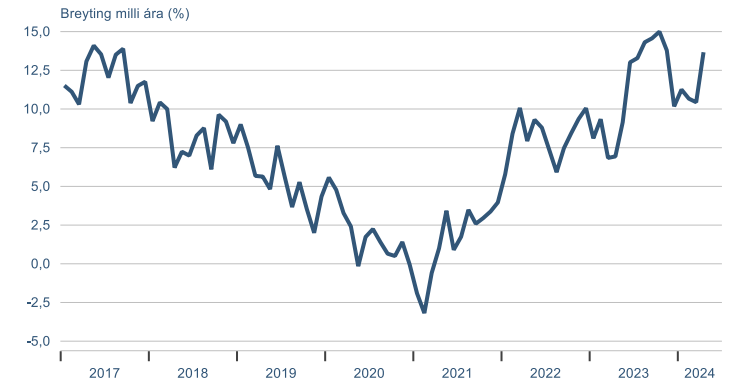
Visitala íbúðaverðs



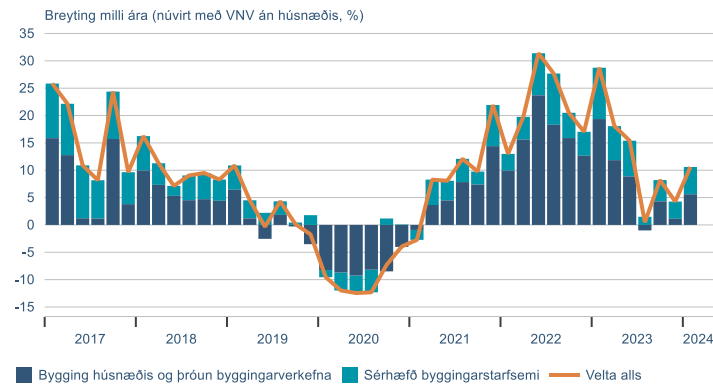
Eftir tegund húsnæðis



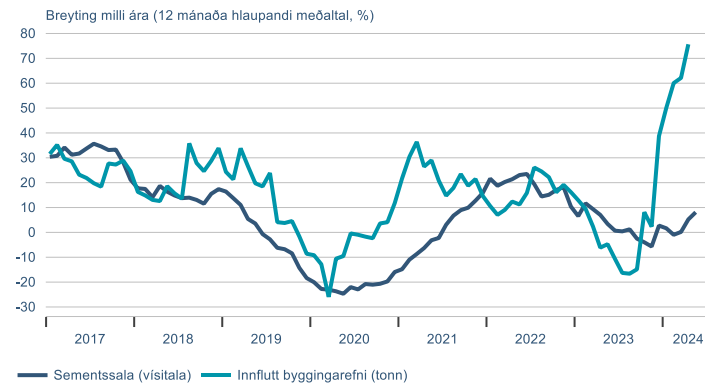
Visitala leiguverðs



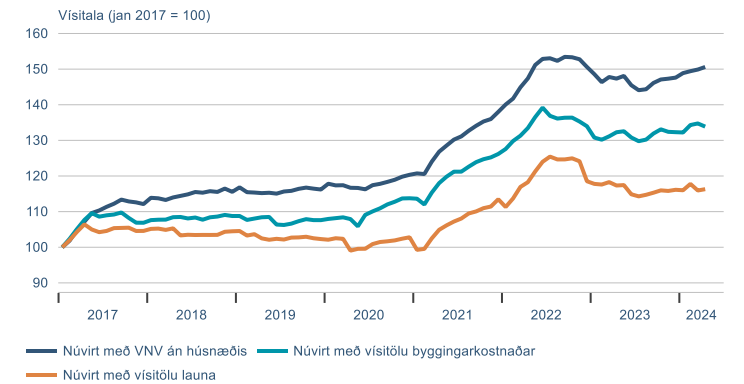
Velta í byggingariðnaði



Byggingavörur

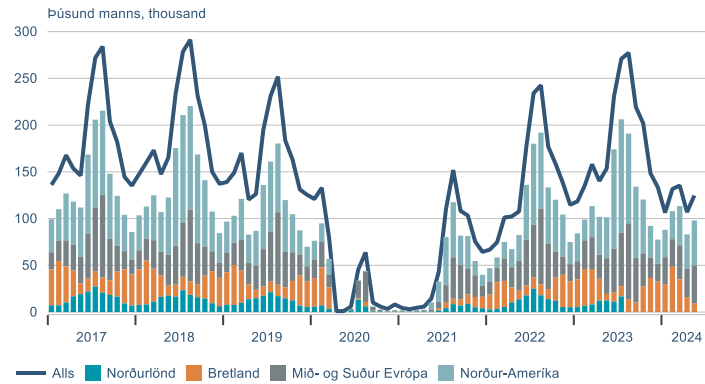


Visitala íbúðaverðs á móti undirliggjandi hagstærðum

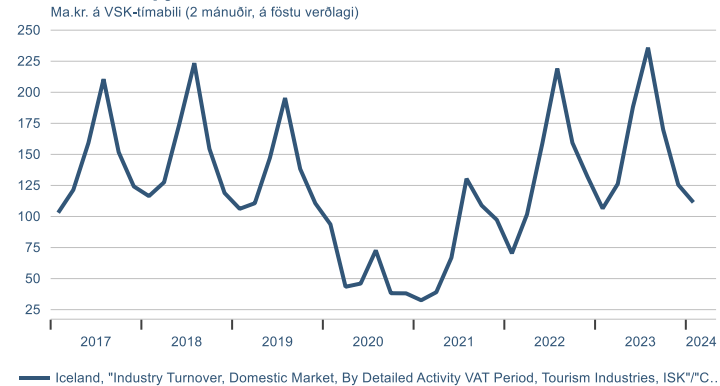


Ferðapjónustan

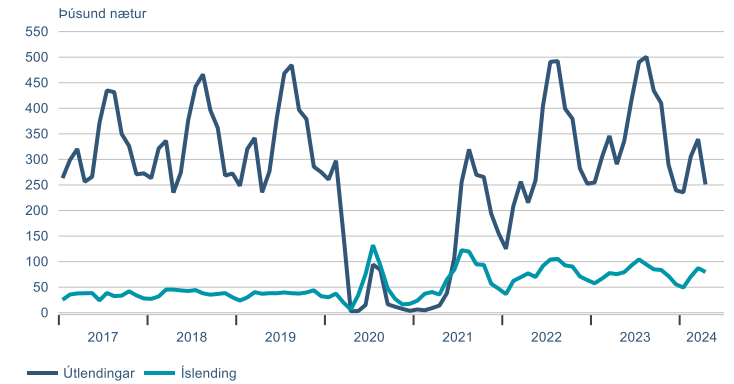
Erlendir ferðamenn um Leifstöð



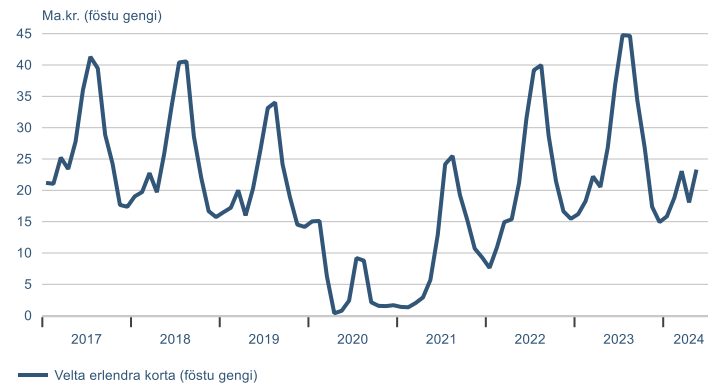
Velta í ferðapjónustu



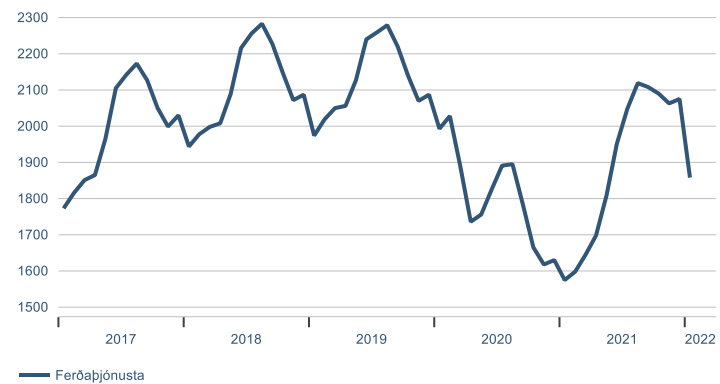
Gistinætur á hótélum



Velta erlendra greiðslukorta

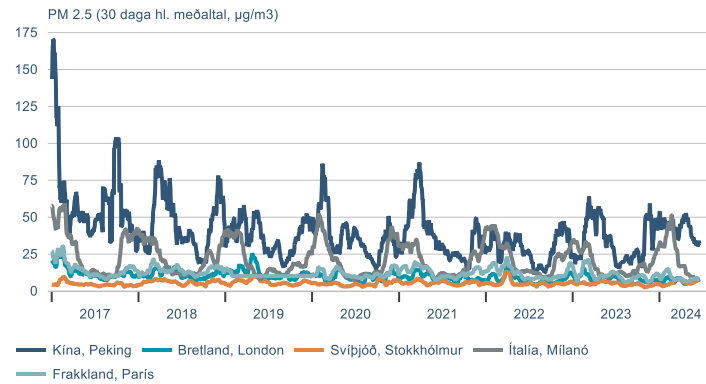


Fjöldi launagreiðenda í ferðapjónustu

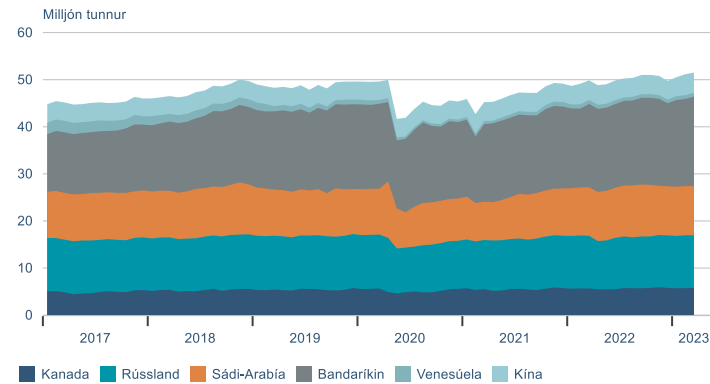


Sjálfbærni

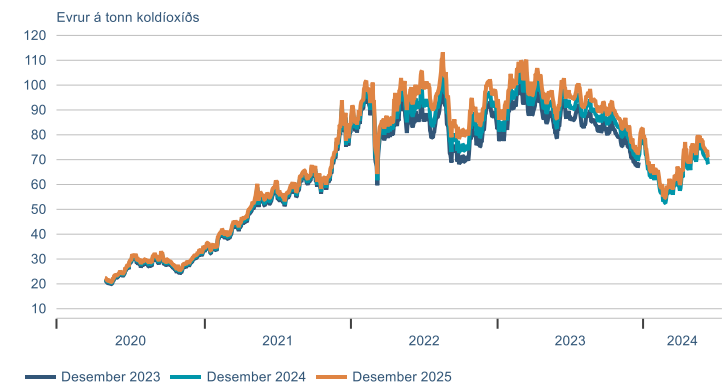
Magn svifryks



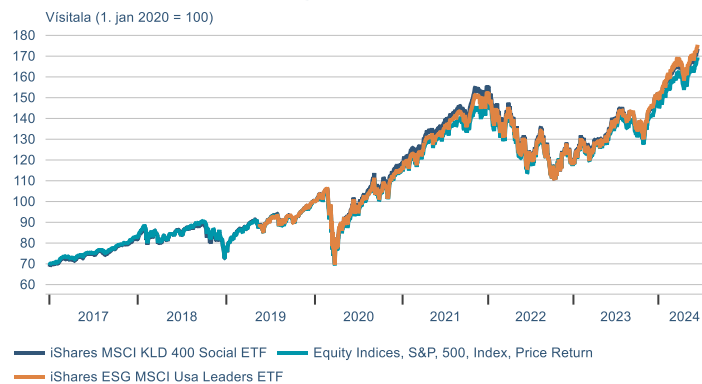
Framleiðsla hráolíu



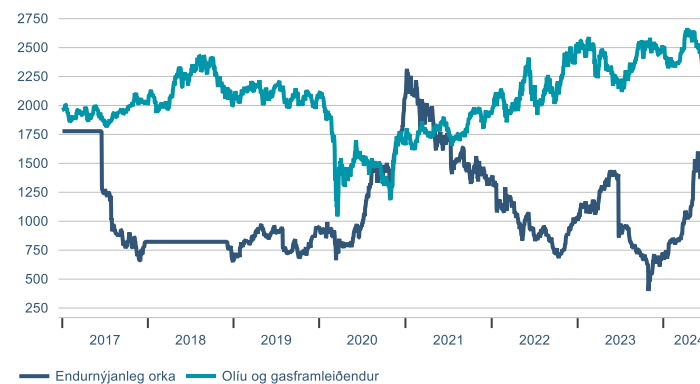
EUA Losunarheimildir innan ETS viðskiptakerfisins



UFS Hlutabréfavisitölur og S&P 500

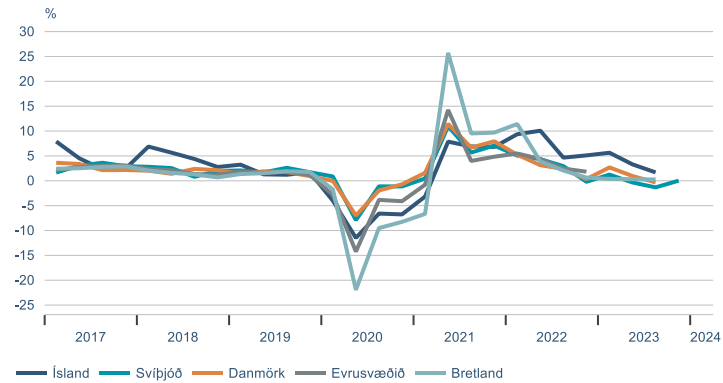


Hlutabréfavisitölur orkufyrirtækja (hluti af Eurofirst 300)

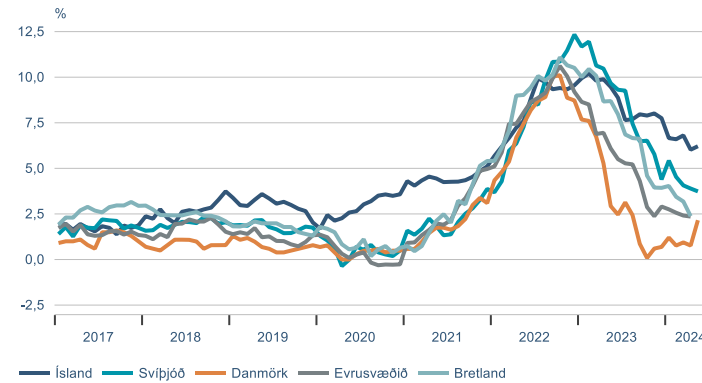


Alþjóðlegur samanburður

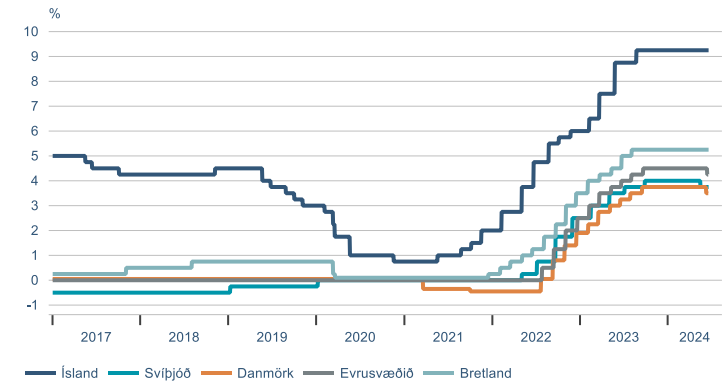
Hagvöxtur



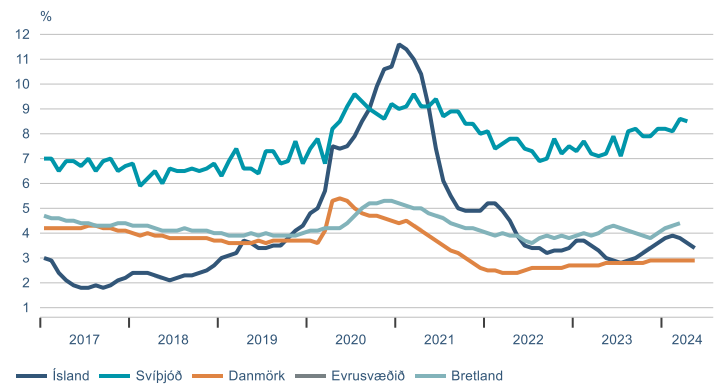
Verðbólga



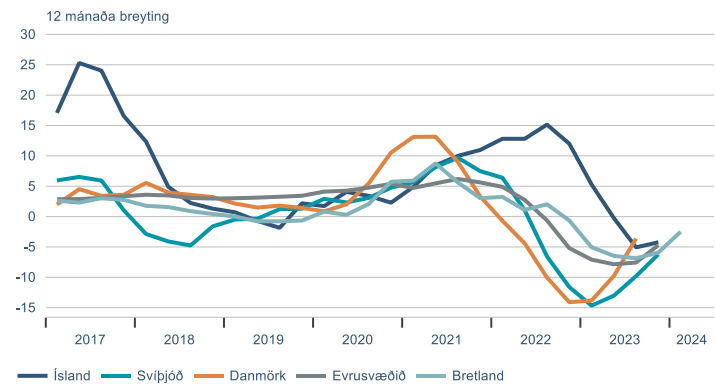
Stýrivextir



Atvinnuleysi



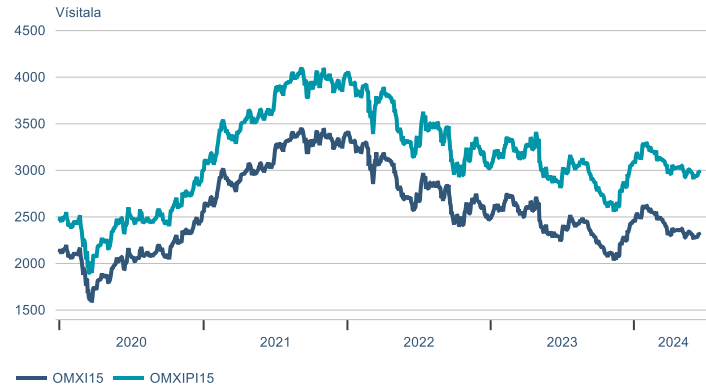
Raunverð íbúða



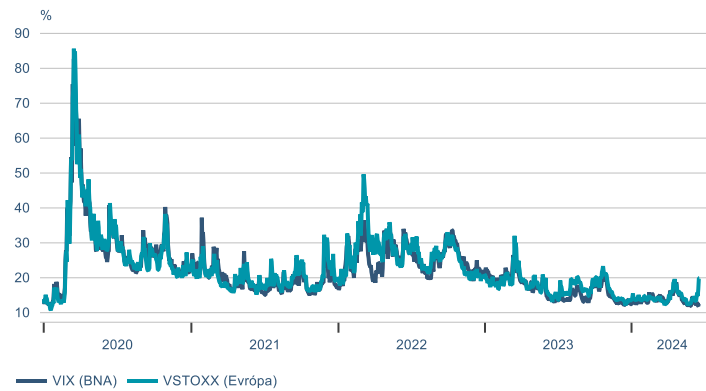
► Fjármálamarkaðir

Hlutabréf

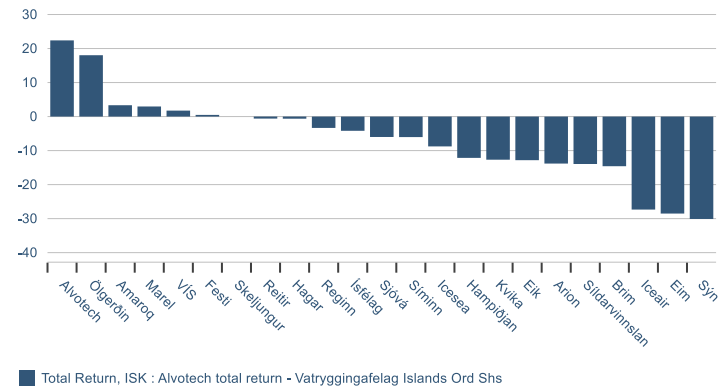
OMX-vísitölur



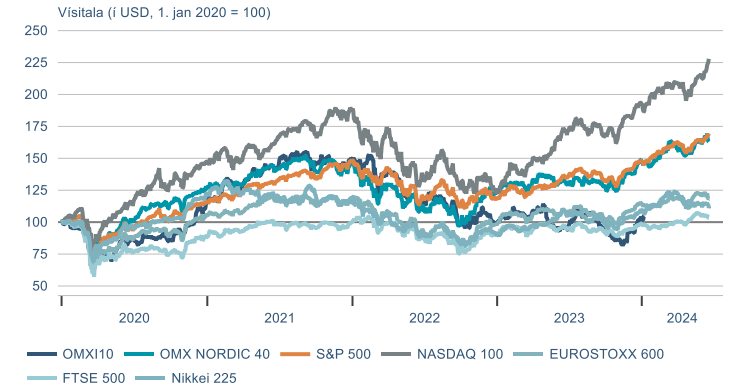
Vix-vísitölur



Það sem af er ári

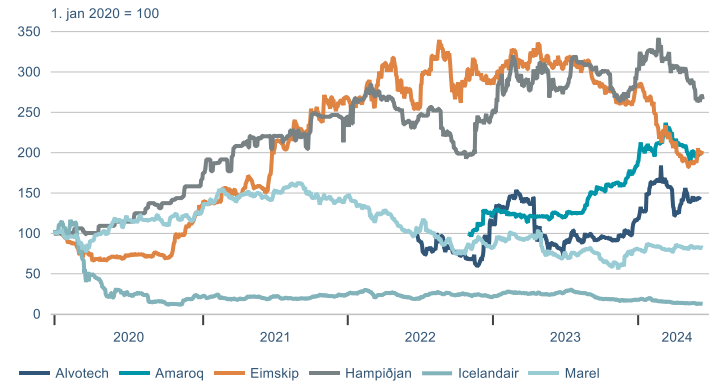


Hlutabréfavísitölur



Hlutabréf

Félög með tekjur í erlendri mynt



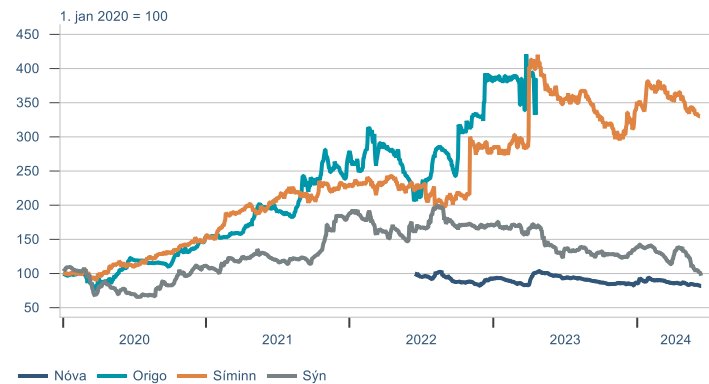
Útvegsfyrirtæki



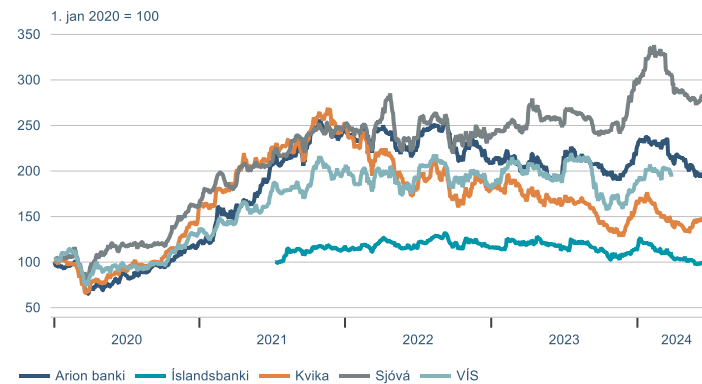
Heild- og smásala



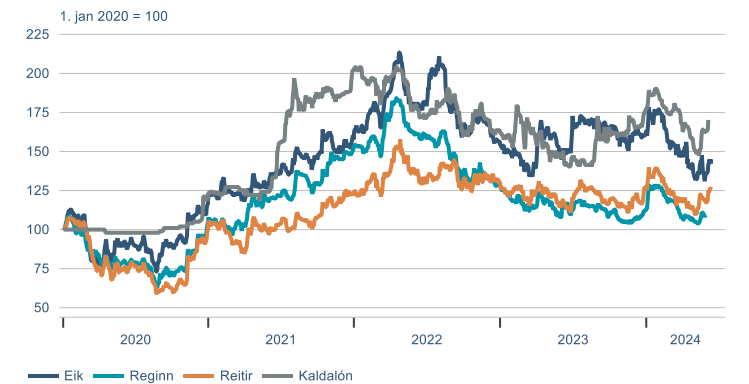
Tæknifyrirtæki



Fjármálafyrirtæki

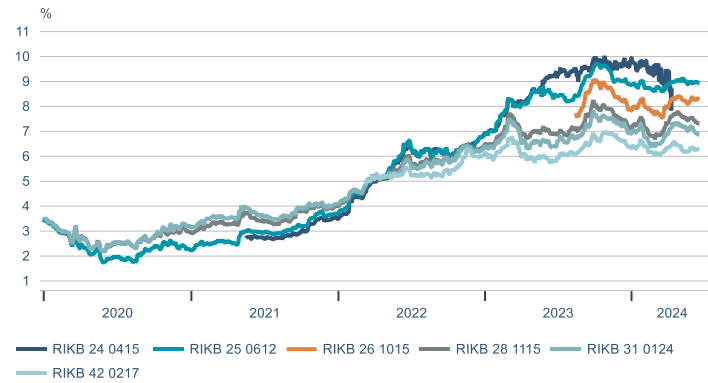


Fasteignafélög

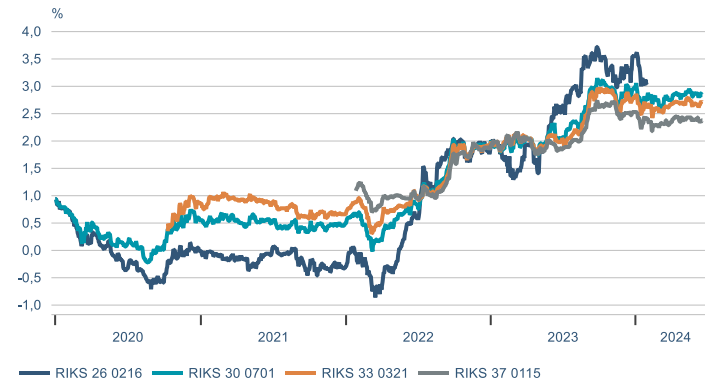


Skuldabréf

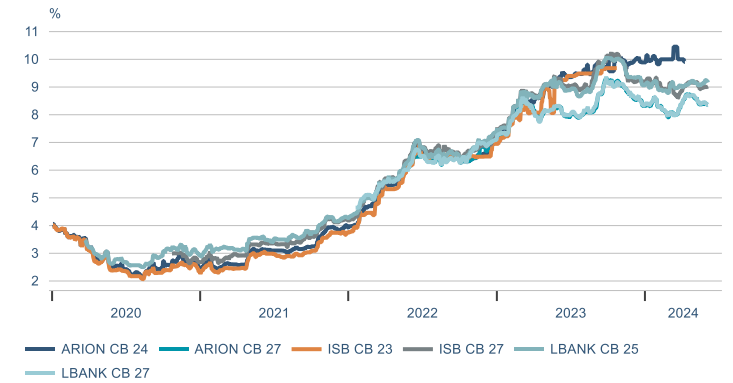
Óverðtryggð ríkisbréf



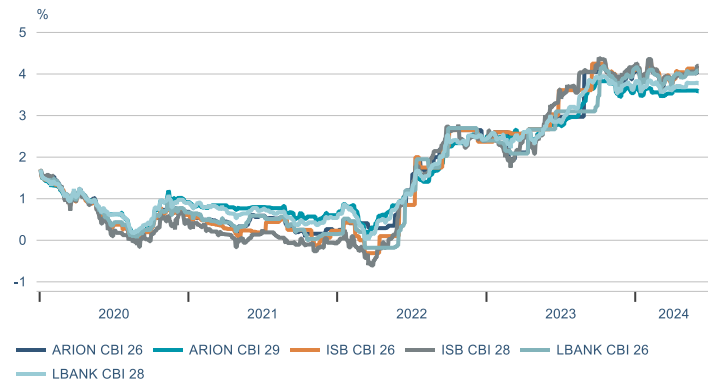
Verðtryggð ríkisbréf



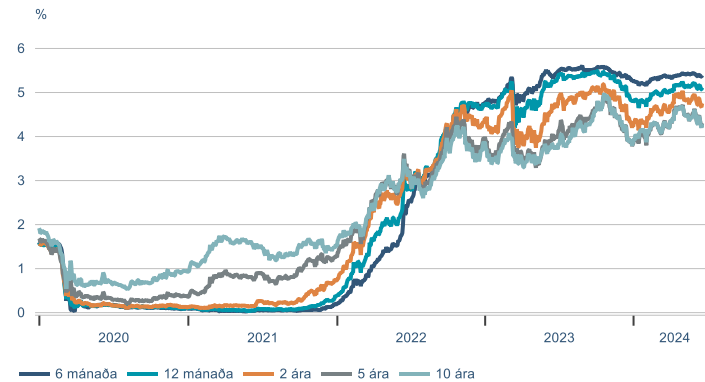
Sértryggð skuldabréf - óverðtryggð



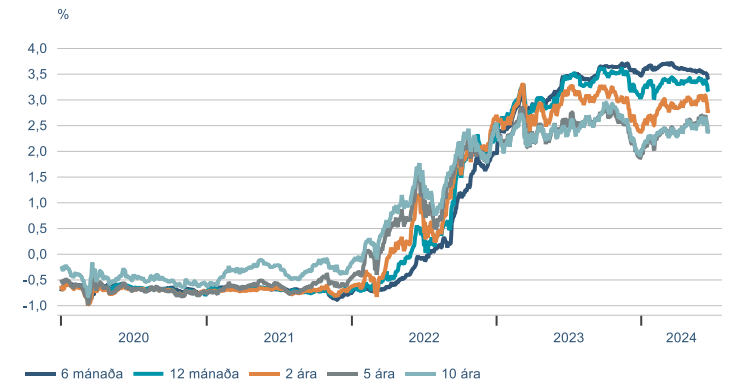
Sértryggð skuldabréf - verðtryggð



Bandarísk ríkisskuldabréf



Þýsk ríkisskuldabréf

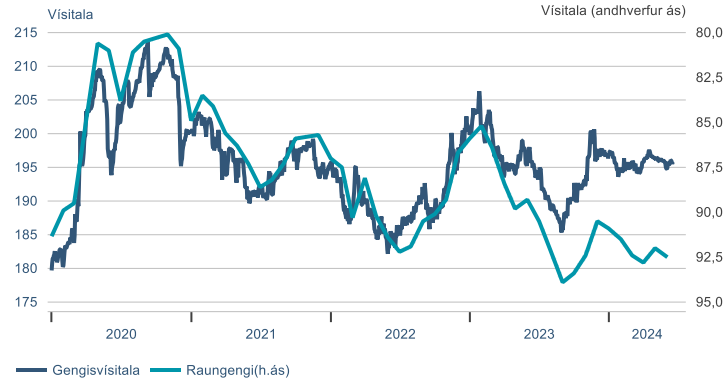


Gjaldeyrir

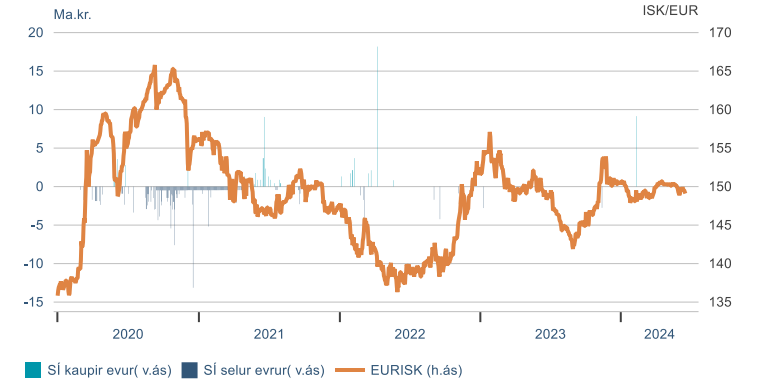
Gengi krónunnar



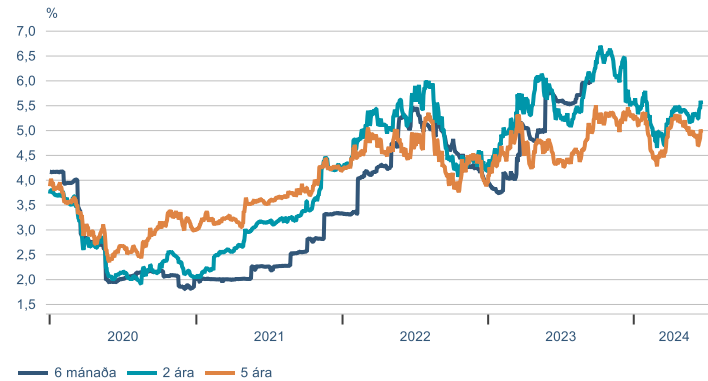
Gengisvísitala



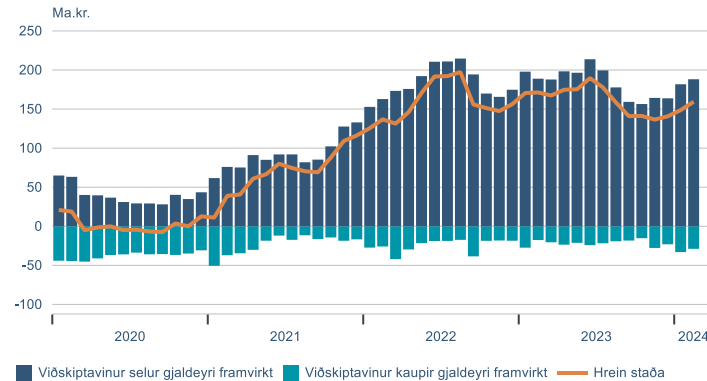
Inngrip SÍ



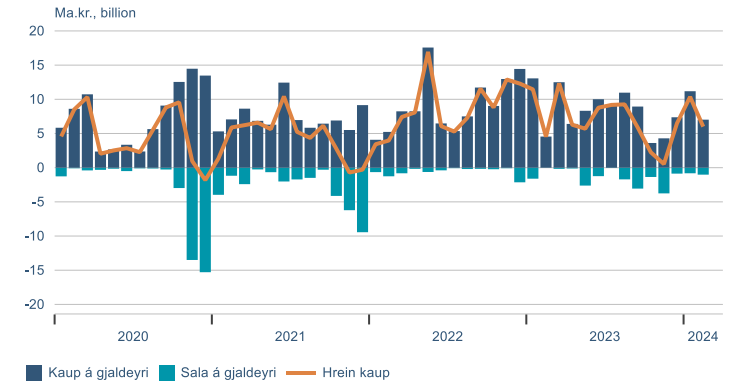
Vaxtamunur við evru



Staða framvirkra samninga með gjaldeyri

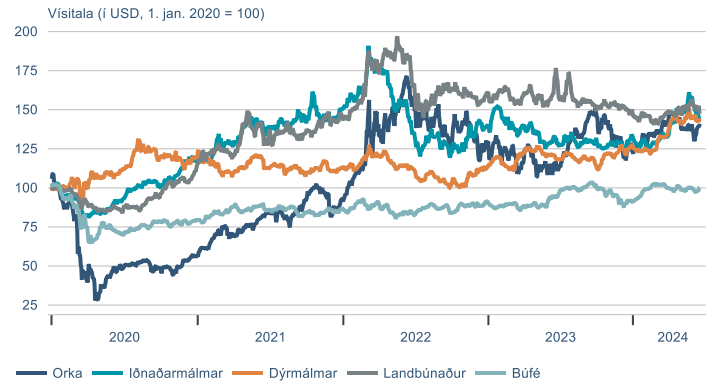


Gjaldeyrsviðskipti lífeyrissjóða

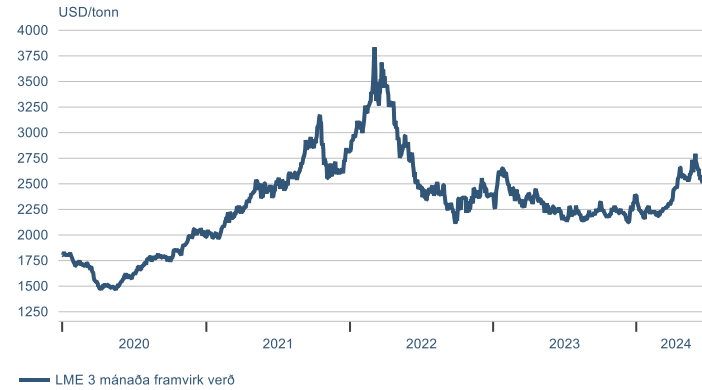


Hrávörur

S&P GSCI hrávöruvísitölur



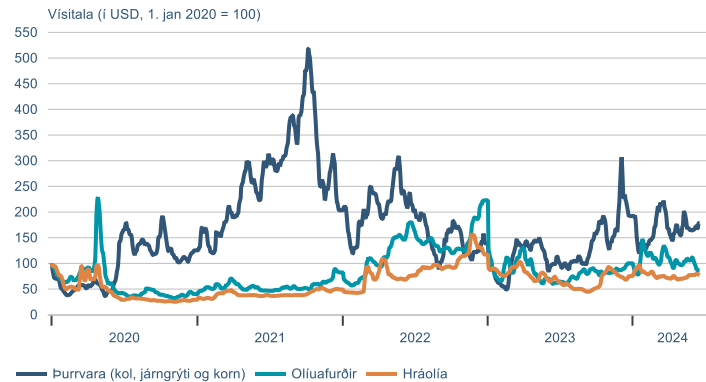
Álverð



Heimsmarkaðsverð á olíu



Baltic exchange flutningsvísitölur



Hlutabréf		ávöxtun			
		Áramót	1M	3M	12M
OMXI10	2306,1	-6,2%	-0,4%	-5,7%	0,2%
OMXI10GI	2969,6	-3,8%	-0,1%	-4,6%	2,7%
Alvotech	1945,0	22,7%	5,1%	-6,9%	72,1%
Amaroq	122,0	1,7%	1,7%	-17,3%	52,9%
Eimskip	346,0	-24,3%	8,8%	-8,7%	-31,4%
Hampiðjan	123,0	-12,1%	-6,8%	-17,4%	-3,5%
Icelandair	1,0	-27,3%	-4,4%	-16,4%	-51,5%
Marel	486,0	5,7%	-1,8%	5,3%	16,8%
Brim	71,4	-12,4%	-7,3%	-7,8%	-8,0%
Iceland Seafood	5,2	-8,8%	-1,9%	-12,6%	-14,0%
Ísfélag	155,0	-1,5%	0,3%	0,0%	
Síldarvinnslan	89,5	-12,4%	-3,2%	-4,8%	-19,7%
Festi	206,0	2,0%	9,0%	7,3%	23,6%
Hagar	79,5	2,4%	10,7%	10,7%	28,0%
Skeljungur	15,6	2,4%	-3,7%	-4,9%	25,7%
Ölgerðin	18,0	21,3%	2,2%	6,3%	45,7%
Nova	3,8	-5,7%	-1,8%	-7,1%	-15,6%
Síminn	9,4	-4,2%	-2,1%	-8,3%	-7,4%
Sýn	33,2	-30,1%	-22,4%	-17,8%	-25,2%
Arion	131,0	-8,5%	-5,1%	-10,9%	8,2%
Íslandsbanki	94,6	-9,6%	-4,8%	-7,9%	-12,4%
Kvíka	15,2	-12,7%	9,8%	0,7%	-11,9%
Sjóvá	37,6	-1,2%	1,1%	-8,3%	15,9%
Skagi	15,7	-5,4%	-3,1%	-11,2%	-6,0%
Eik	10,2	-6,5%	3,6%	0,4%	3,2%
Heimar	24,4	1,7%	10,4%	-0,8%	1,2%
Kaldalón	16,9	-3,6%	14,2%	-3,4%	20,7%
Reitir	84,0	1,9%	10,5%	5,7%	10,8%

Leiðrétt fyrir arðgreiðslum

Gjaldeyri		ávöxtun			
		áramót	1M	3M	12M
GVT	195,8	-0,5%	-0,3%	0,8%	0,4%
EUR	149,1	-0,9%	-0,9%	0,4%	0,3%
USD	139,5	2,4%	0,1%	2,6%	1,4%
GBP	177,1	2,2%	1,2%	1,9%	1,8%
DKK	20,0	-1,0%	-0,9%	0,4%	0,2%
SEK	13,2	-2,5%	3,1%	0,0%	2,8%
NOK	13,1	-2,3%	1,5%	1,0%	0,9%
CHF	156,4	-3,8%	1,8%	1,3%	2,6%
JPY	0,89	-7,7%	-0,3%	-3,2%	-9,6%

Ríkisskuldabréf	krafa	verð	meðalt.	ávöxtun			
				áramót	1M	3M	12M
RIKB 25 0612	8,90%	99,1	0,9	3,5%	0,5%	1,5%	7,8%
RIKB 26 1015	8,32%	96,7	2,2	2,2%	0,2%	0,1%	6,7%
RIKB 27 0415	8,14%	99,6	2,6		0,1%		
RIKB 28 1115	7,52%	90,7	4,0	1,3%	0,4%	-0,9%	4,3%
RIKB 31 0124	7,09%	96,9	5,5	1,9%	0,7%	-1,5%	2,6%
RIKB 35 0917	6,73%	102,1	7,8	2,1%	0,6%	-1,5%	
RIKB 42 0217	6,34%	80,7	11,7	2,3%	-1,2%	-1,2%	-1,2%
RIKS 26 0216	3,59%	96,6	1,7	4,5%	0,4%	2,1%	7,0%
RIKS 30 0701	2,89%	102,0	5,5	4,7%	0,8%	1,8%	3,3%
RIKS 33 0321	2,68%	102,5	7,8	5,0%	1,0%	2,1%	2,9%
RIKS 37 0115	2,39%	85,0	11,8	5,7%	1,1%	1,9%	1,8%

Þessi samantekt og/eða umfjöllun er markaðsefni ætlað til upplýsingar en ekki sem grundvöllur viðskipta. Markaðsefni þetta felur hvorki í sér fjárfestingarráðgjöf né óháða fjárfestingargreiningu. Lagakröfur sem gilda um fjárfestingarráðgjöf og fjárfestingargreiningu eiga því ekki við, þ.m.t. bann við viðskiptum fyrir dreifingu.

Upplýsingar um þróun gengis innlendra hlutabréfa, skuldabréfa og/eða vísitalna koma frá Nasdaq Iceland – Kauphöllinni. Á vef Landsbankans er hægt að nálgast nánari upplýsingar með því að smella á viðkomandi hlutabréf, skuldabréfaflokk eða vísitölu. Upplýsingar um þróun gengis erlendra fjármálagerna, vísitalna og/eða sjóða koma frá aðilum sem Landsbankinn hefur metið áreiðanlega. Þróun gengis í fortíð gefur ekki vísbendingu um framtíðarþróun.

Upplýsingar um fyrri árangur sjóða Landsbréfa byggja á upplýsingum frá Landsbréfum. Á vef Landsbankans er hægt að nálgast nánari upplýsingar með því að smella á heiti viðkomandi sjóðs, þ.m.t. um árangur síðastliðinna fimm ára. Upplýsingar um fyrri árangur sjóða sýna nafnávöxtun, nema annað sé tekið fram. Ef fyrri árangur sjóða byggir á erlendum gjaldmiðli getur ávöxtun aukist eða minnkað vegna gengissveiflna. Árangur í fortíð gefur ekki áreiðanlega vísbendingu um framtíðarárangur.

Verðbréfi viðskipti fela í sér áhættu og eru lesendur hvattir til að kynna sér Áhættulýsingu vegna viðskipta með fjármálagerna og Stefnu Landsbankans um hagsmunaárekstra sem finna má á vef Landsbankans.

Landsbankinn hefur starfsleyfi sem viðskiptabanki samkvæmt lögum nr. 161/2002 um fjármálafyrirtæki og sætir eftirliti Fjármálaeftirlits Seðlabanka Íslands (www.sedlabanki.is/fjarmalaeftirlit).