

Vikubyrjun 21. maí 2024

Hagfræðideild



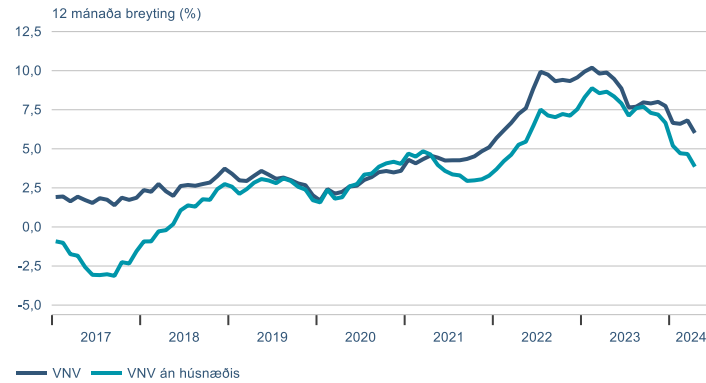
Dagatal

Vikud.	Dag.	kl.	Viðburður	Tímabil	Birtingaraðili
þri	21. maí.		Vísitala íbúðaverðs	apr	HMS
mið	22. maí.		Fundargerð peningastefnunefndar		Seðlabankinn
			Árshlutauppgjör	1F 2024	Alvotech
			Útboð á víxlum (FOS 24 1129)		Fossar
			Vísitala leiguverðs á höfuðborgarsvæðinu	apr	HMS
		09:00	Vinumarkaðurinn (mánaðarleg)	apr	Hagstofan
			Skuldabréfaútboð		Reykjavíkurborg
		09:00	Samræmd vísitala neysluverðs	apr	Hagstofan
fim	23. maí.	09:00	Vöru- og þjónustuviðskipti	1. ársfj.	Hagstofan
			Árshlutauppgjör	1F 2024	Brim
			Árshlutauppgjör	1F 2024	Hampiðjan
			Árshlutauppgjör	1F 2024	Síldarvinnslan
			Mánaðarskýrsla Hagdeildar	maí	HMS
			Skuldabréfaútboð (KOP 55 1)		Kópavogsbær
		09:00	Útboð verðbréfa	apr	Seðlabankinn
			Aðalfundur		Ölgerðin
fös	24. maí.	09:00	Launavísitala og tengdar vísitölur	apr	Hagstofan
		09:00	Bankakerfi	apr	Seðlabankinn

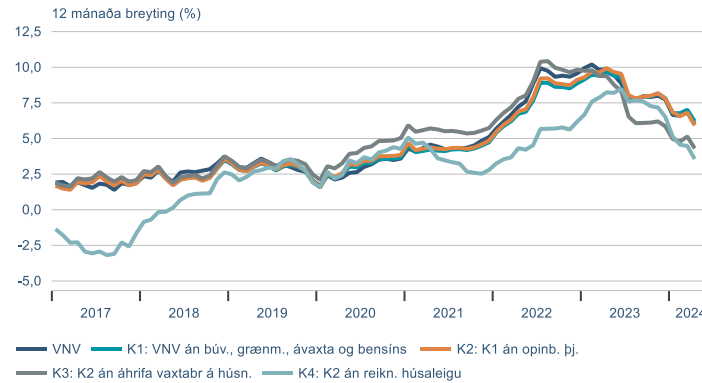
▶ Efnahagsmál

Verðlag

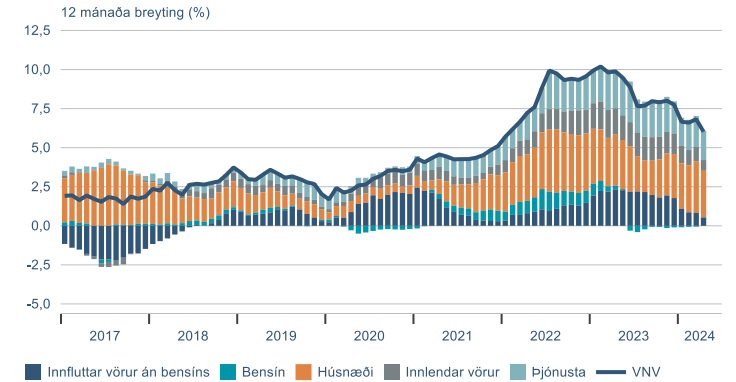
Visitala neysluverðs



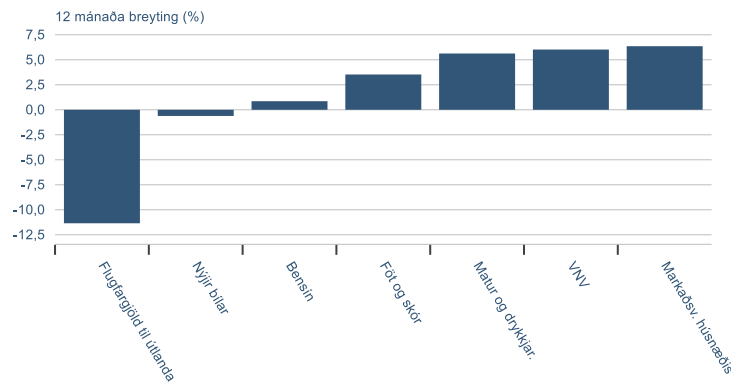
Kjarnavísitölur



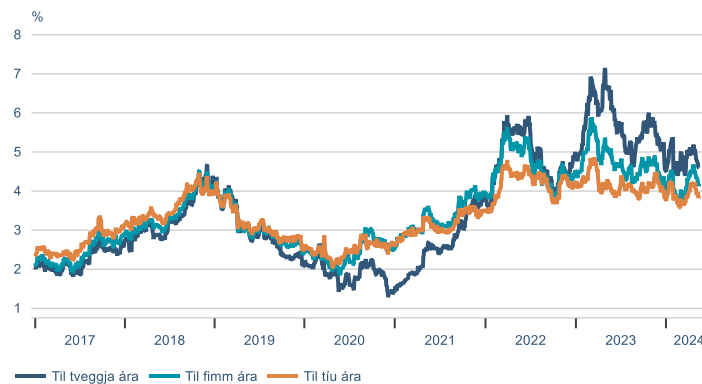
Eftir eðli og uppruna



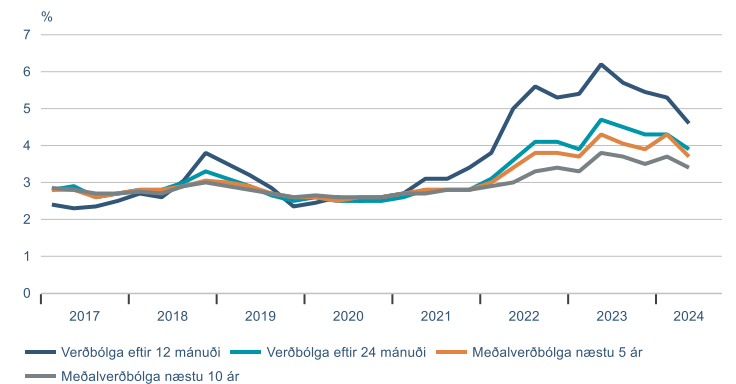
Valdir undirliðir



Verðbólguálag á skuldabréfamarkaði

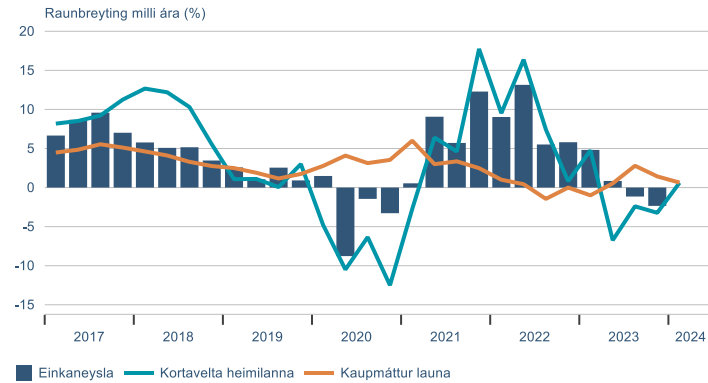


Væntingakönnun markaðsaðila

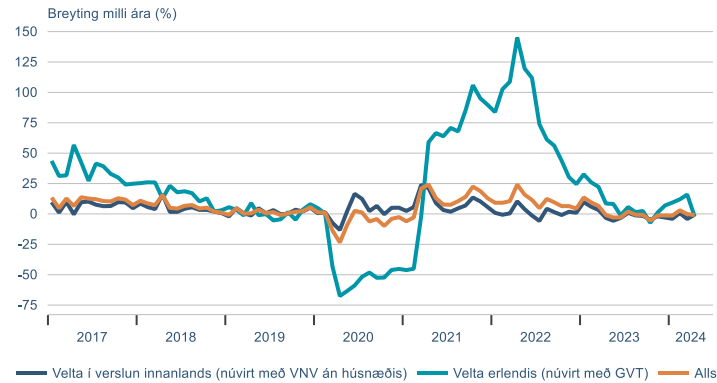


Heimilin

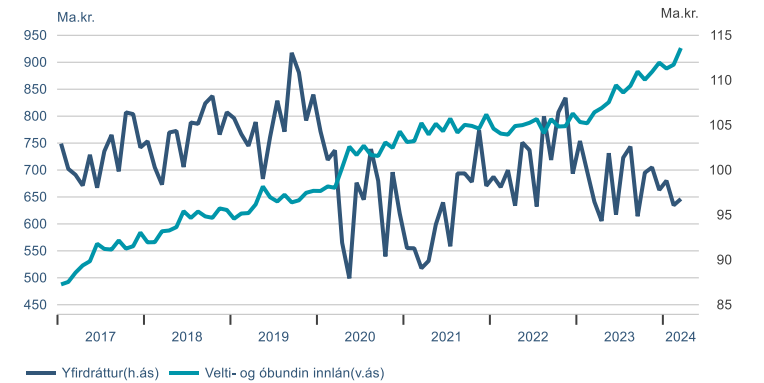
Einkaneysla, kortavelta og laun



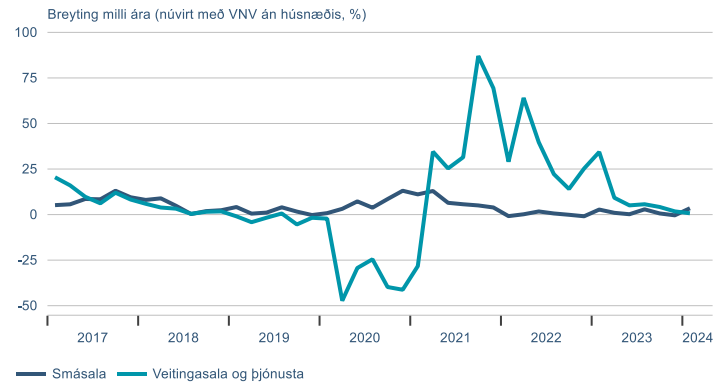
Greiðslukortavelta



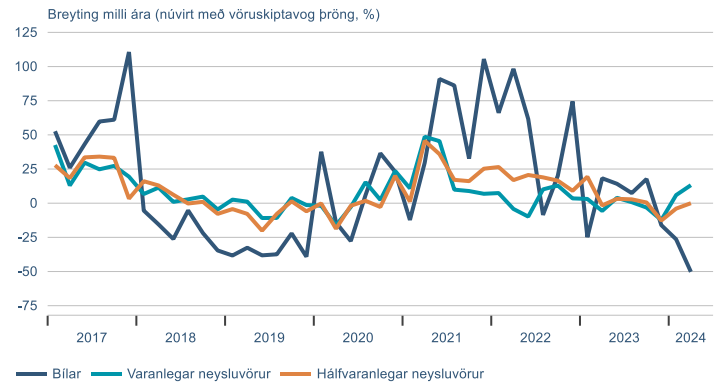
Innlán og yfirdráttur heimilanna



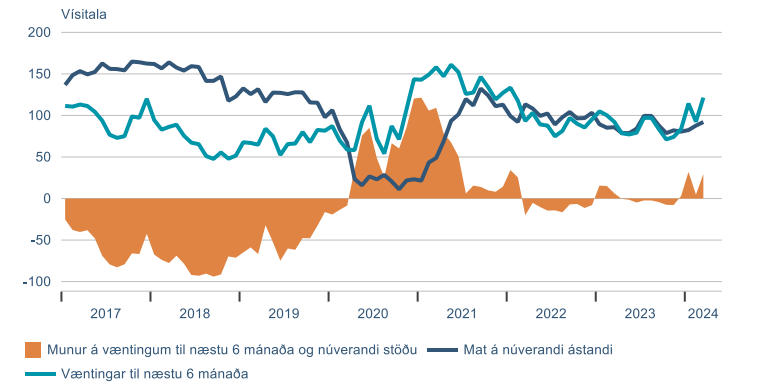
Velta skv. VSK-skýrslum



Innflutningur

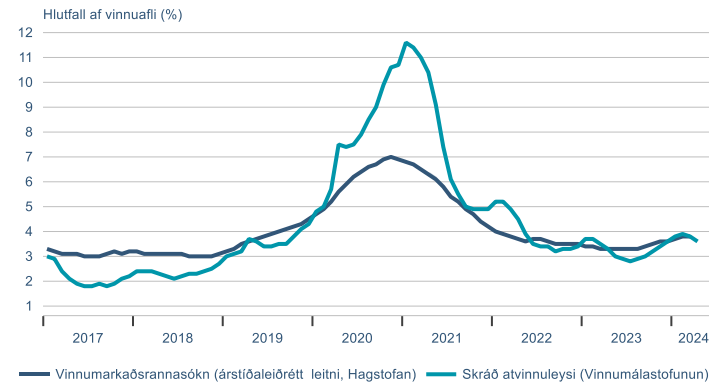


Væntingavísitala

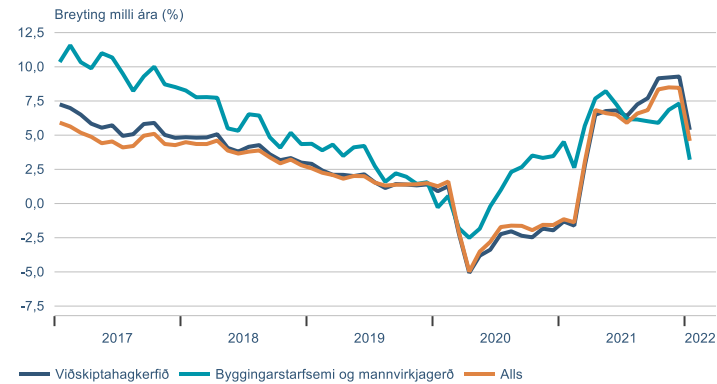


Vinnumarkaðurinn

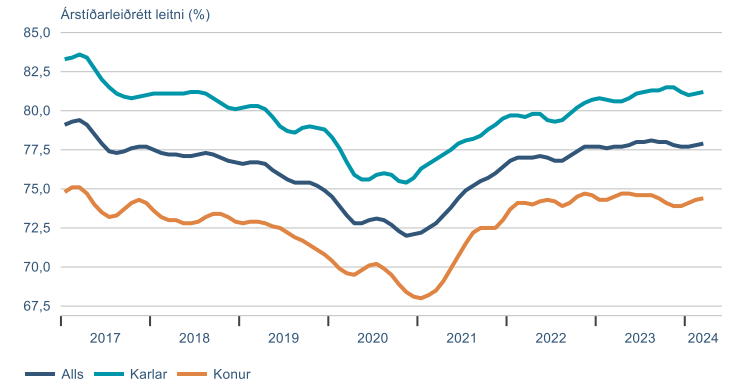
Atvinnuleysi



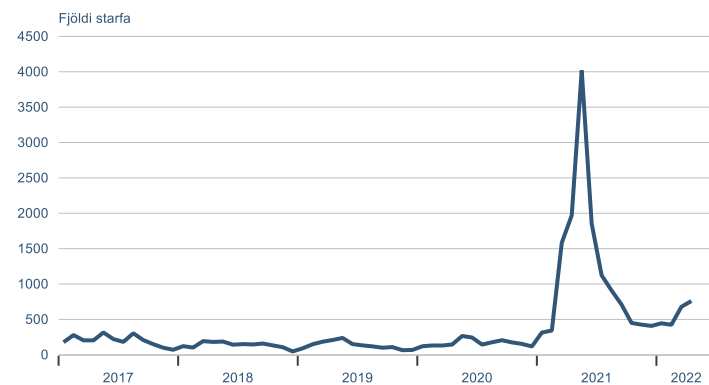
Fjöldi launagreiðenda



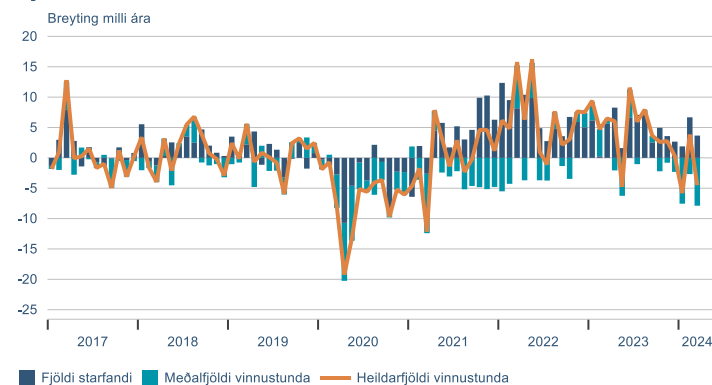
Atvinnuþáttaka



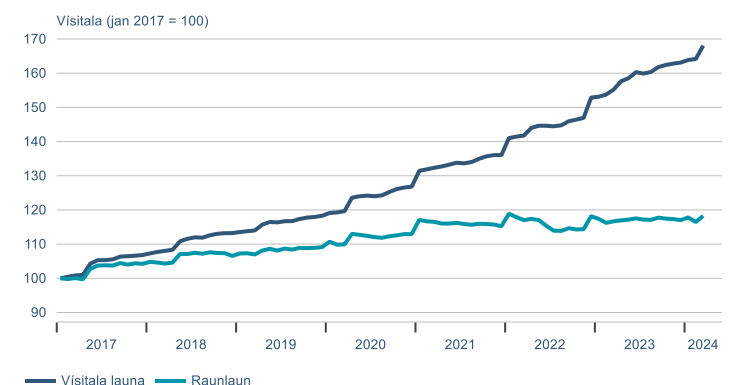
Laus störf



Fjöldi vinnustunda

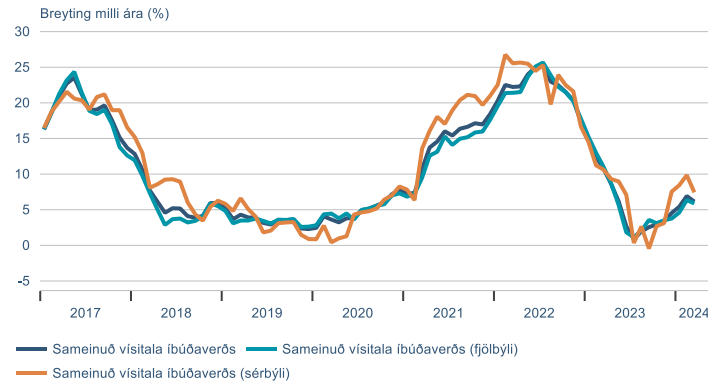


Laun

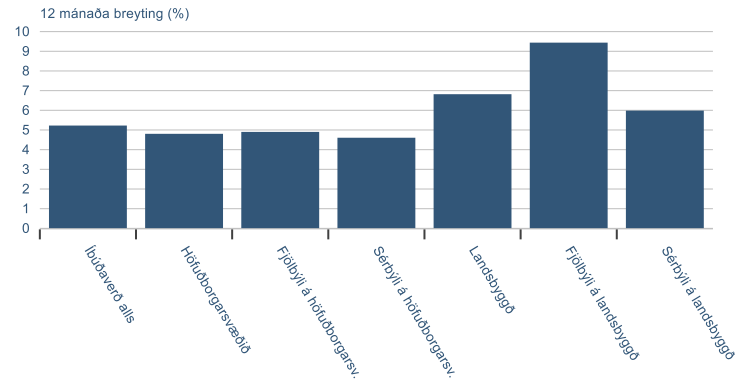


Fasteignamarkaðurinn

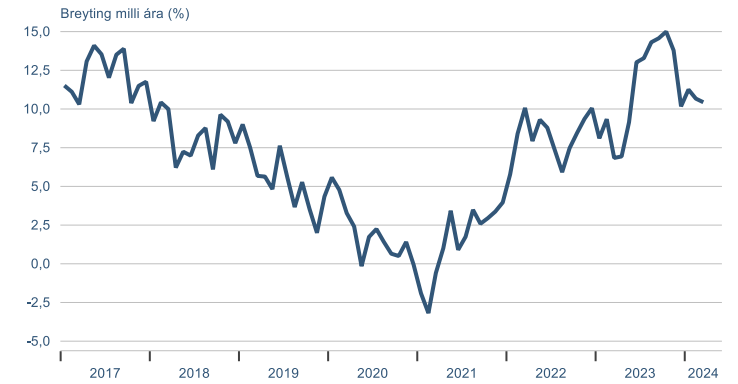
Visitala íbúðaverðs



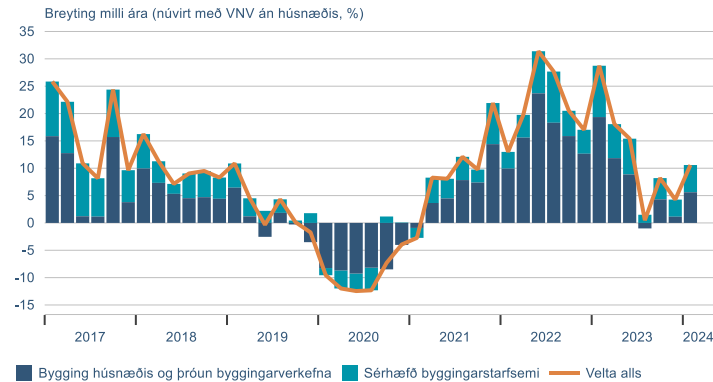
Eftir tegund húsnæðis



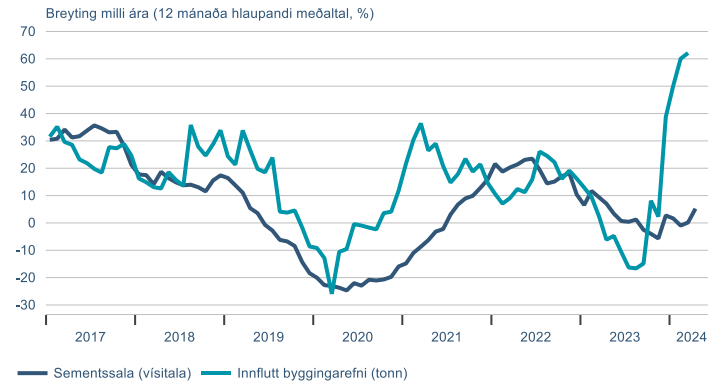
Visitala leiguverðs



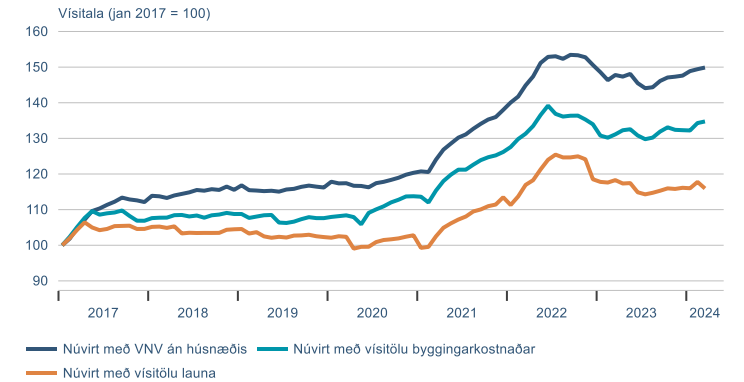
Velta í byggingariðnaði



Byggingavörur

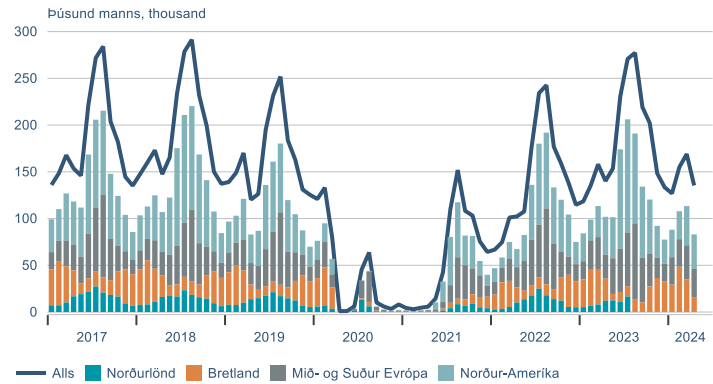


Visitala íbúðaverðs á móti undirliggjandi hagstærðum

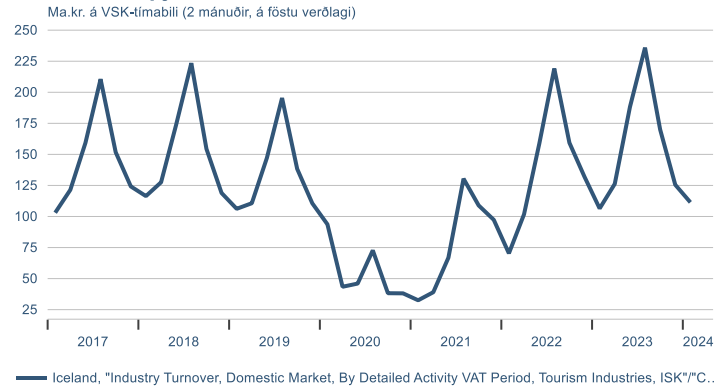


Ferðapjónustan

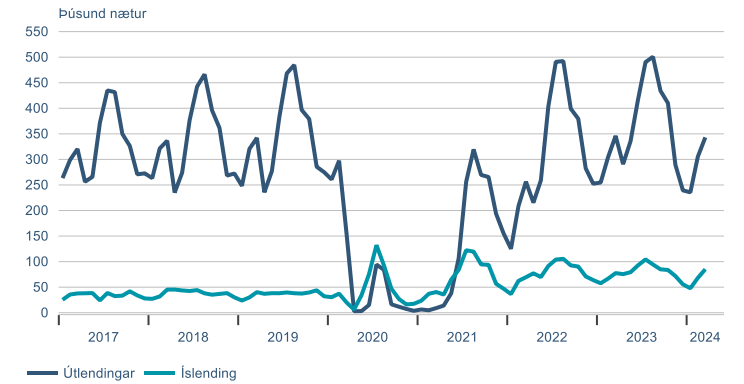
Erlendir ferðamenn um Leifstöð



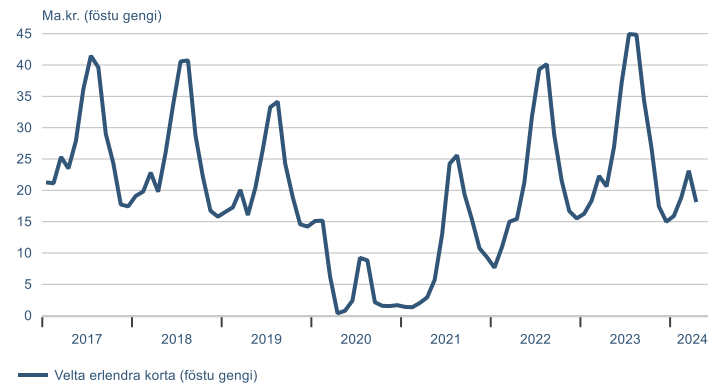
Velta í ferðapjónustu



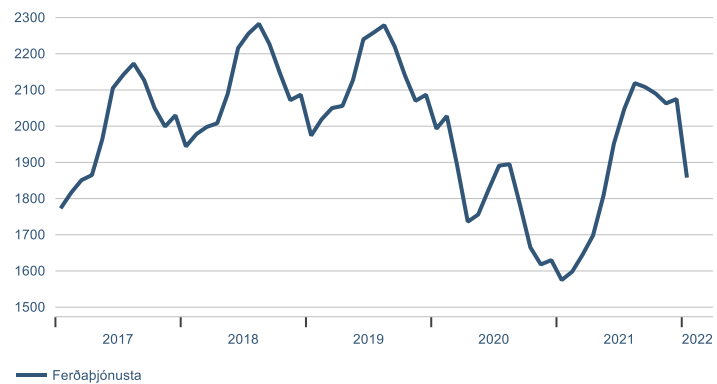
Gistinætur á hótélum



Velta erlendra greiðslukorta

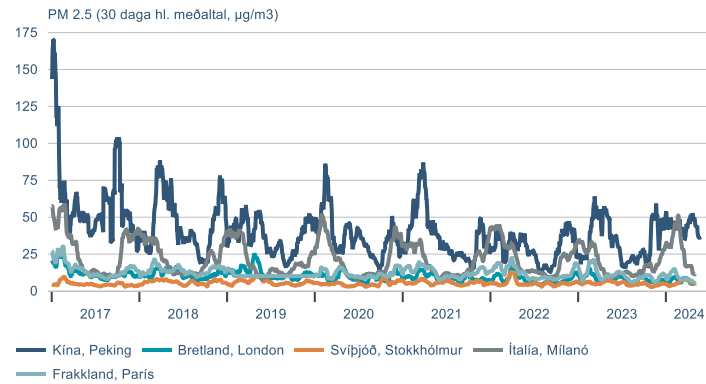


Fjöldi launagreiðenda í ferðapjónustu

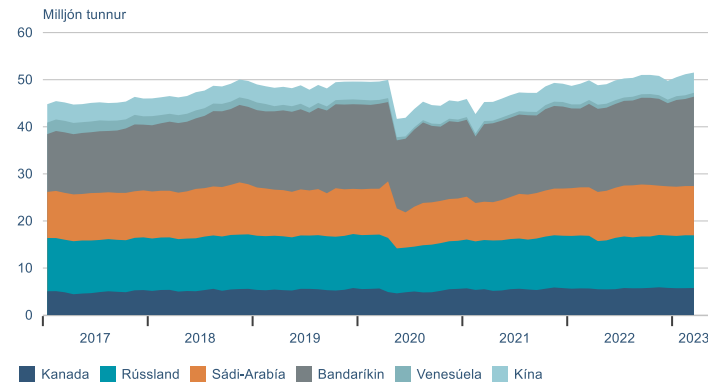


Sjálfbærni

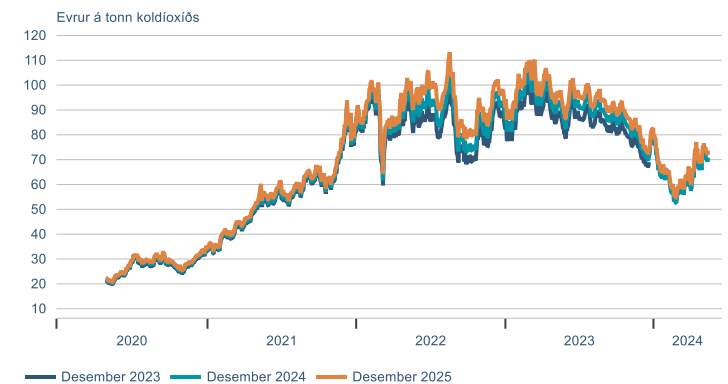
Magn svifryks



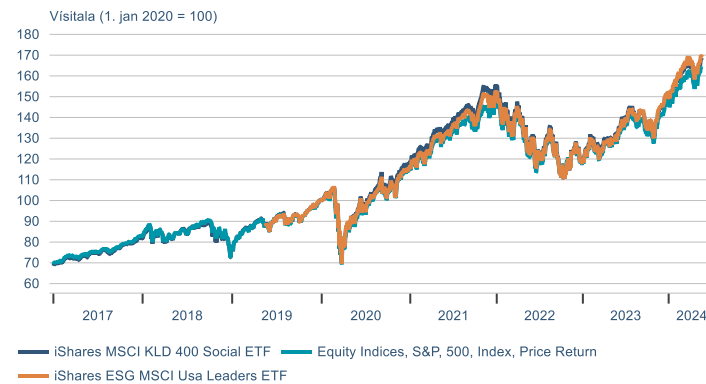
Framleiðsla hráolíu



EUA Losunarheimildir innan ETS viðskiptakerfisins



UFS Hlutabréfavisitölur og S&P 500

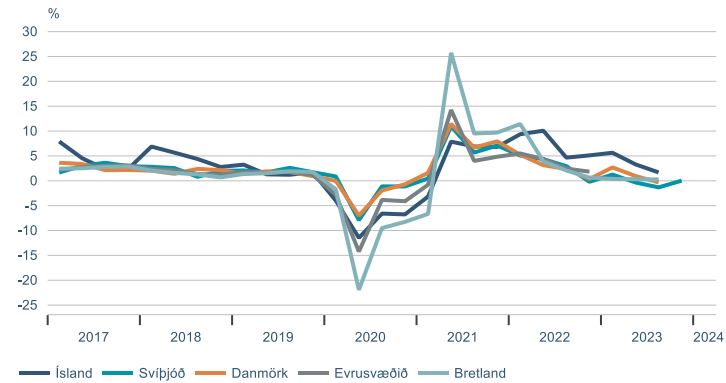


Hlutabréfavisitölur orkufyrirtækja (hluti af Eurofirst 300)

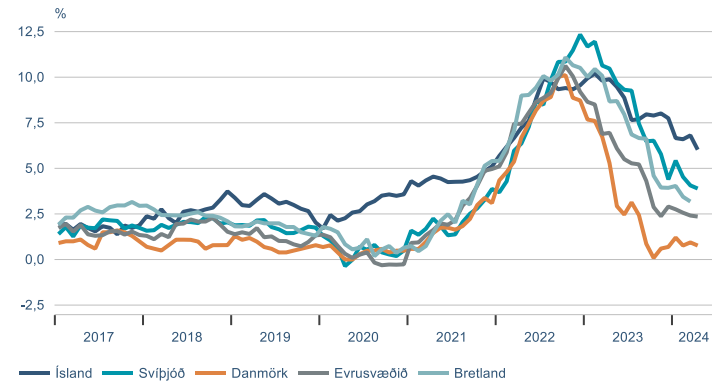


Alþjóðlegur samanburður

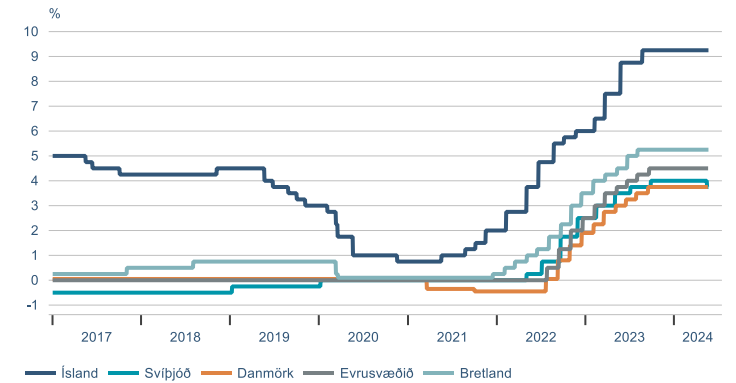
Hagvöxtur



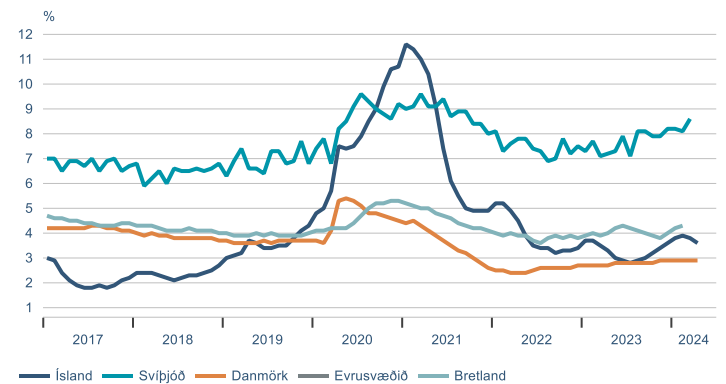
Verðbólga



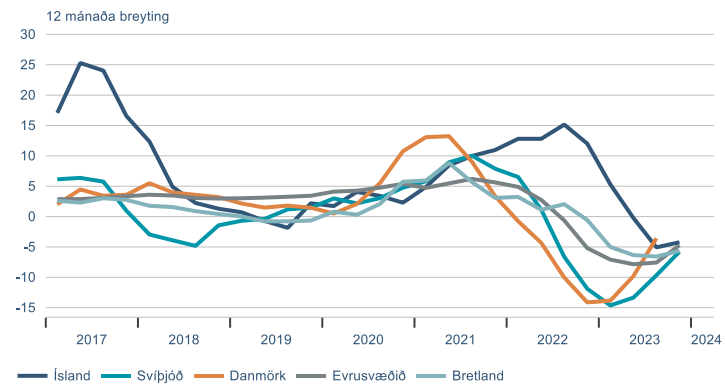
Stýrivextir



Atvinnuleysi



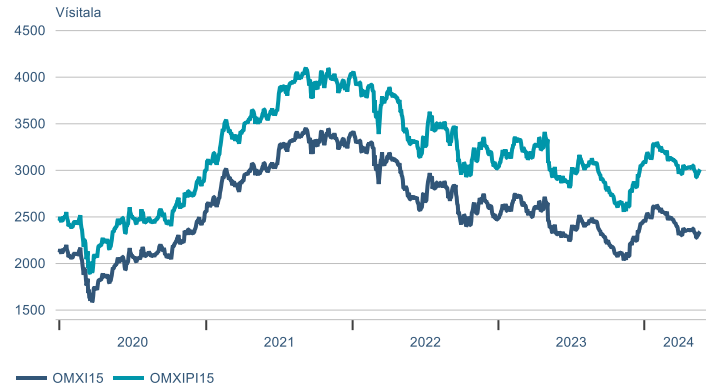
Raunverð íbúða



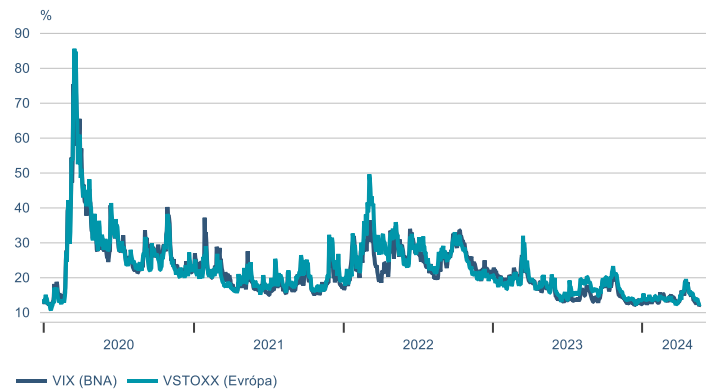
► Fjármálamarkaðir

Hlutabréf

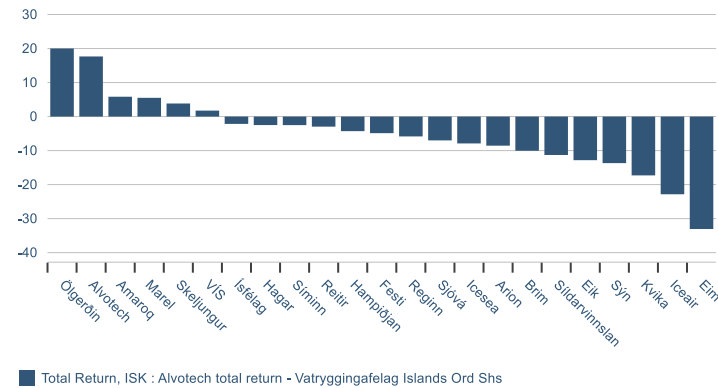
OMX-vísitölur



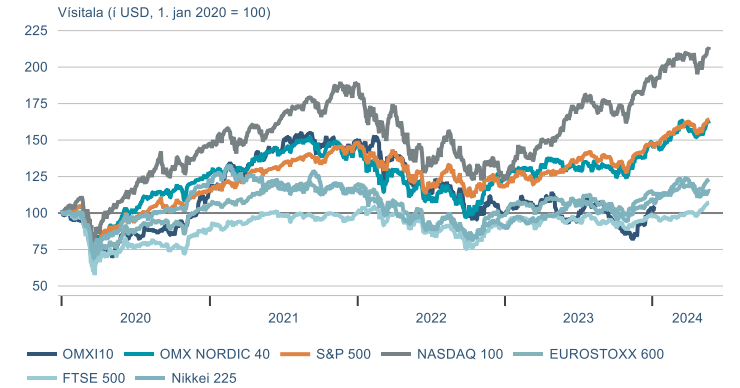
Vix-vísitölur



Það sem af er ári

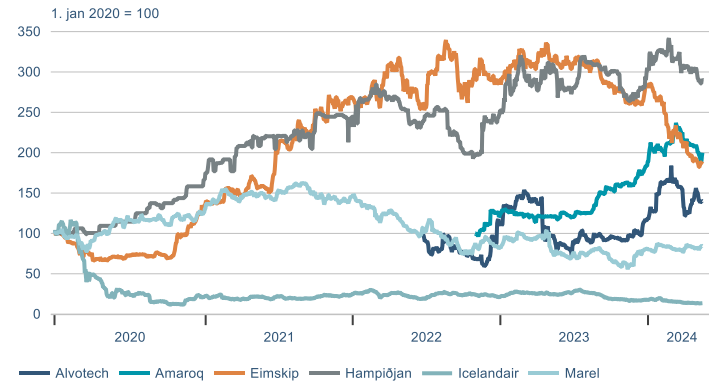


Hlutabréfavísitölur

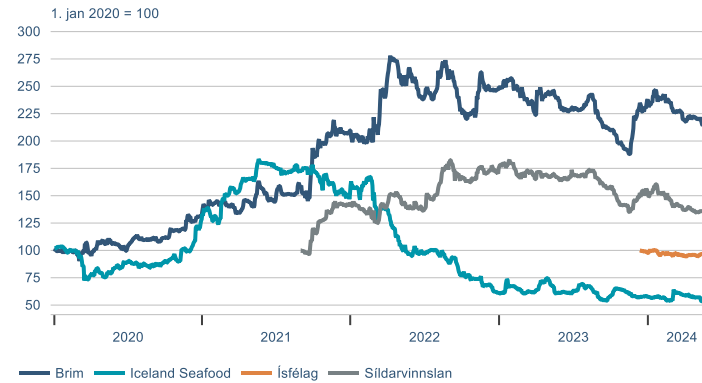


Hlutabréf

Félög með tekjur í erlendri mynt



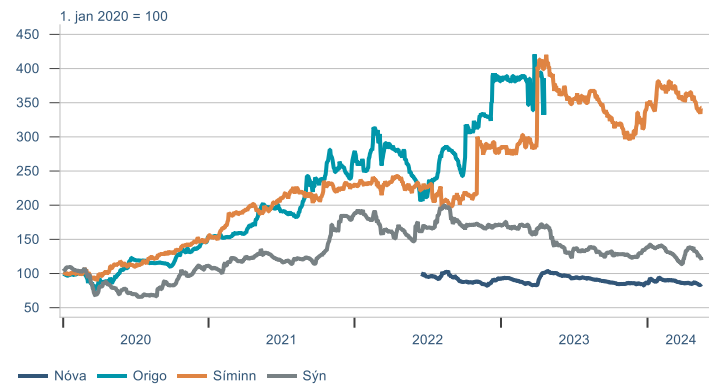
Útvegsfyrirtæki



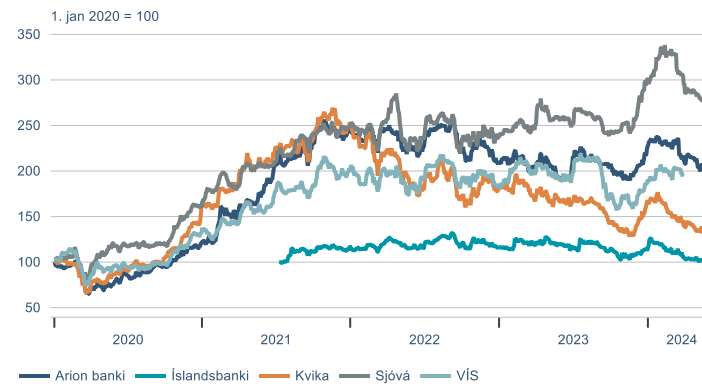
Heild- og smásala



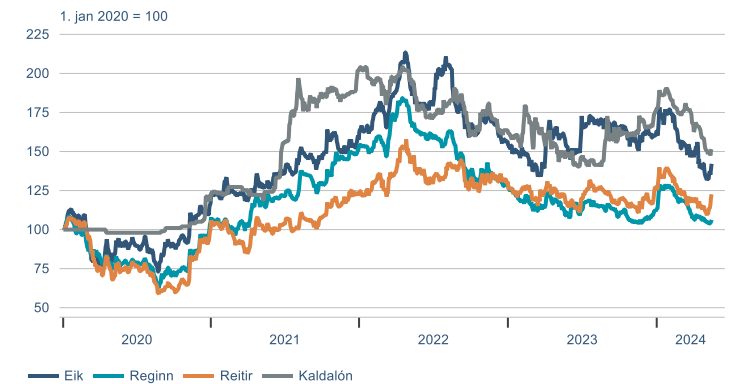
Tæknifyrirtæki



Fjármálafyrirtæki

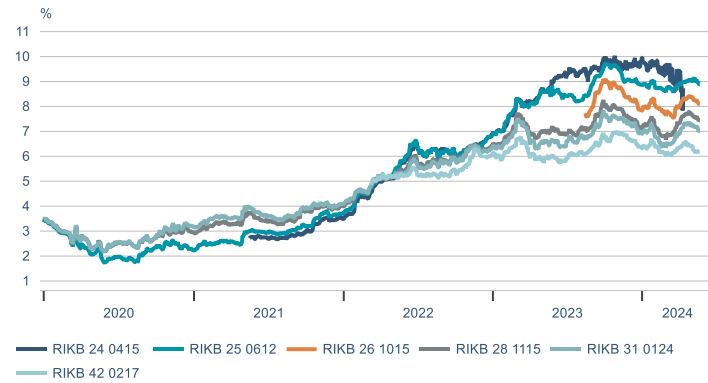


Fasteignafélög

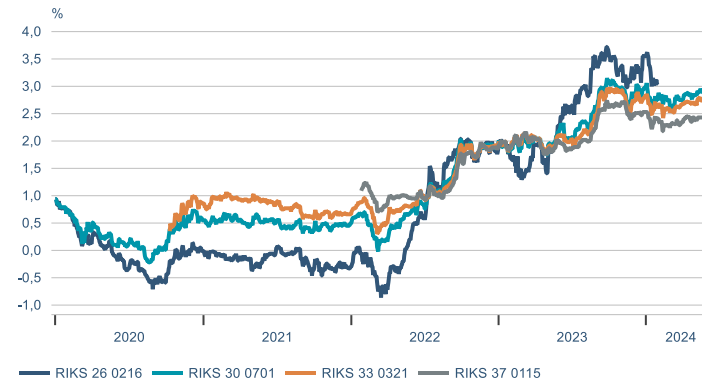


Skuldabréf

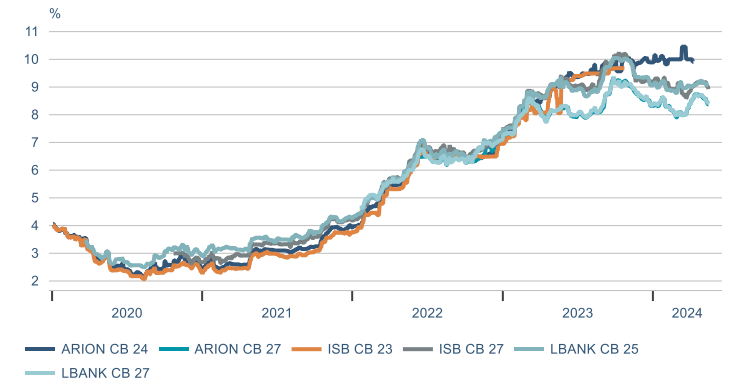
Óverðtryggð ríkisbréf



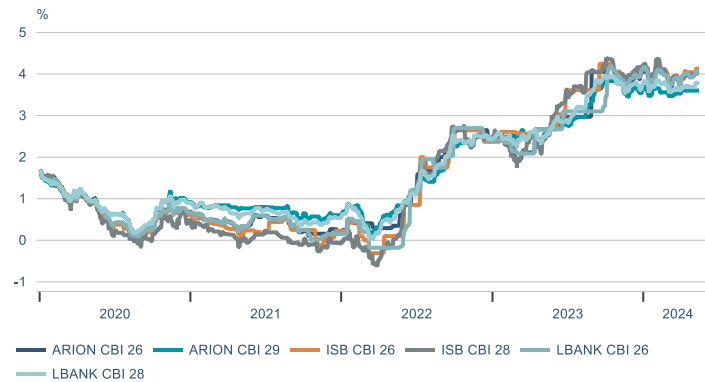
Verðtryggð ríkisbréf



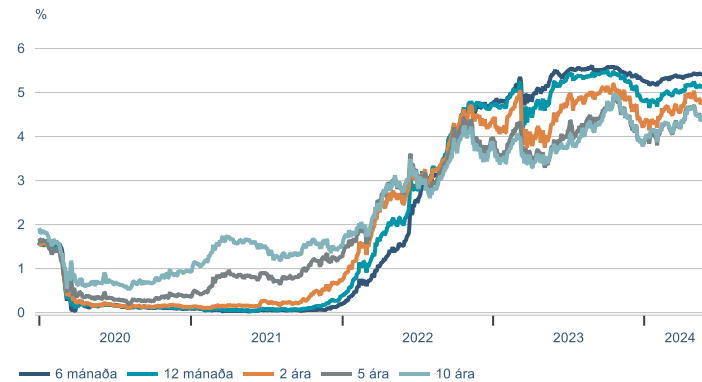
Sértryggð skuldabréf - óverðtryggð



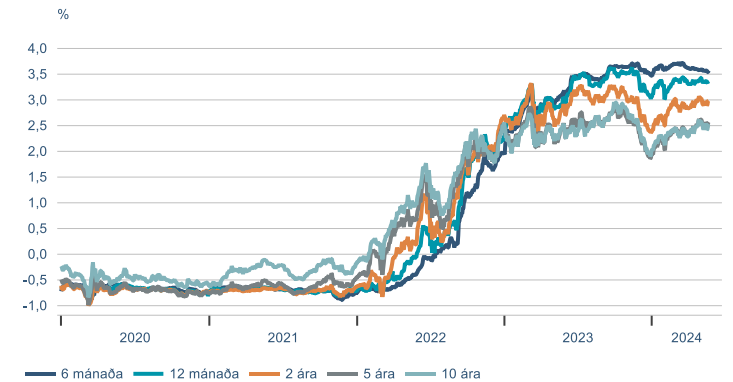
Sértryggð skuldabréf - verðtryggð



Bandarísk ríkisskuldabréf



Þýsk ríkisskuldabréf

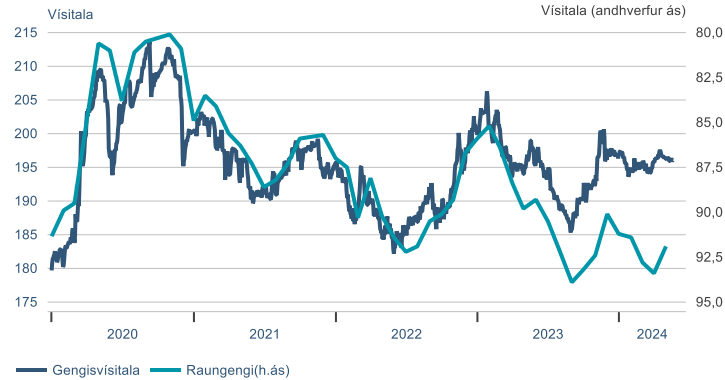


Gjaldeyrir

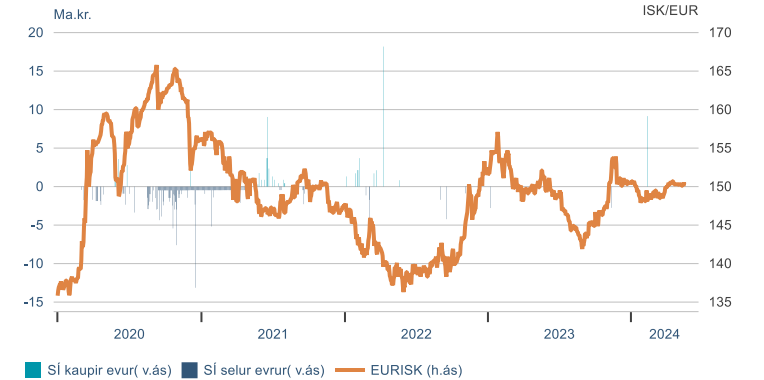
Gengi krónunnar



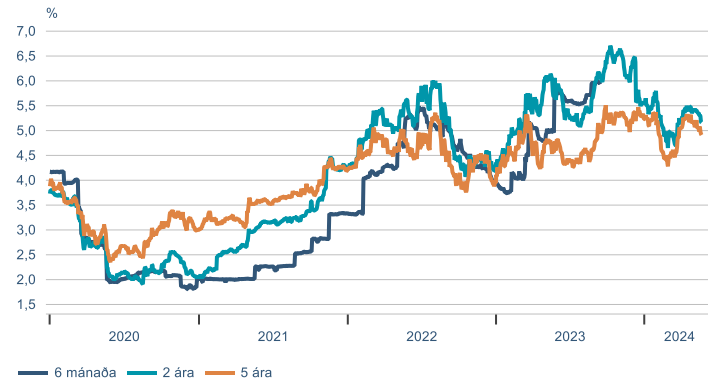
Gengisvísitala



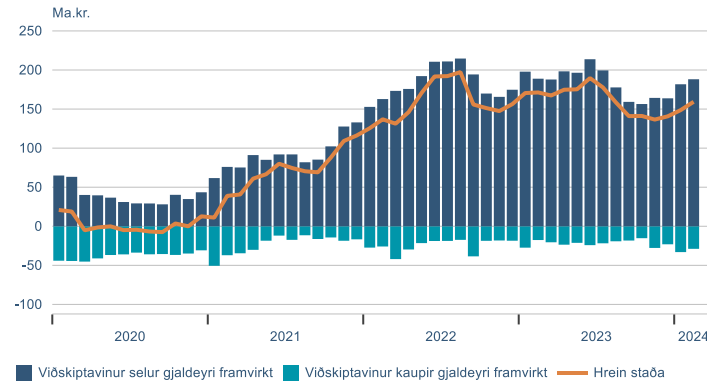
Inngrip SÍ



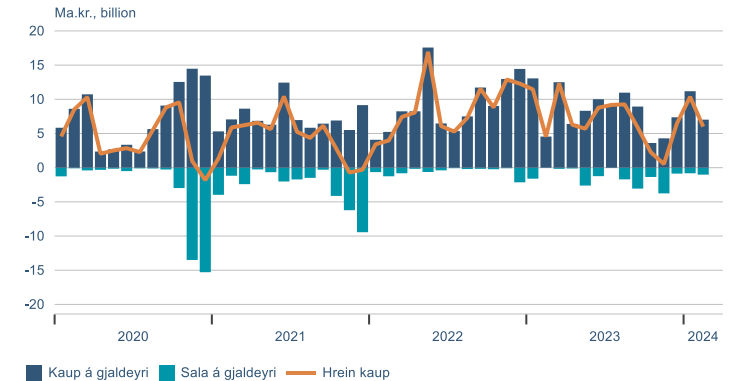
Vaxtamunur við evru



Staða framvirkra samninga með gjaldeyri

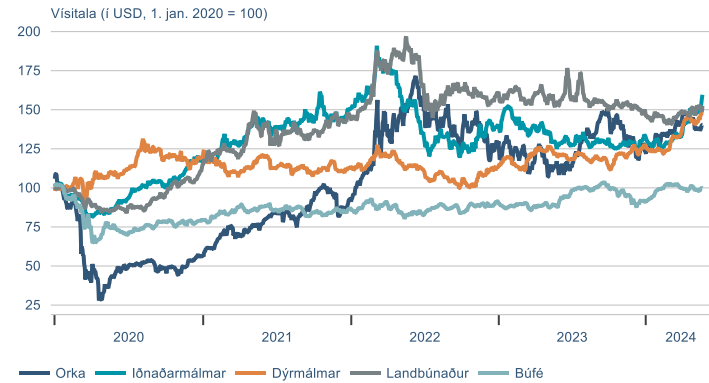


Gjaldeyrivíðskipti lífeyrissjóða

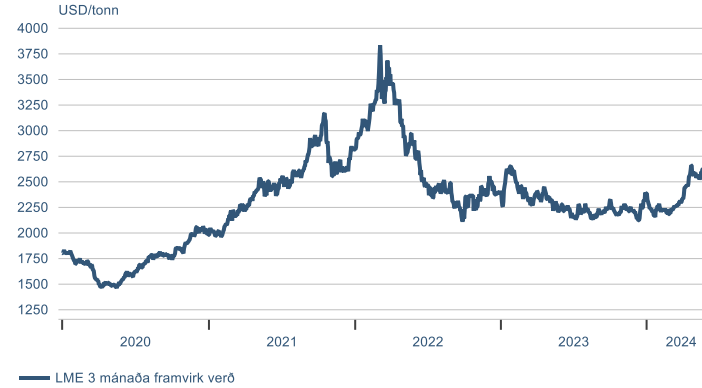


Hrávörur

S&P GSCI hrávöruvísitölur



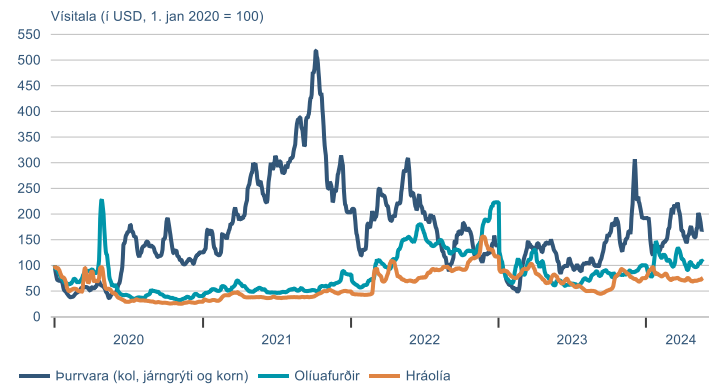
Álverð



Heimsmarkaðsverð á olíu



Baltic exchange flutningsvísitölur



Hlutabréf		ávöxtun			
		Áramót	1M	3M	12M
OMXI10	2342,9	-4,7%	-0,8%	-7,8%	-0,3%
OMXI10GI	3010,7	-2,5%	-0,8%	-5,7%	2,0%
Alvotek	1865,0	17,7%	2,6%	-14,4%	51,0%
Amaroq	127,0	5,8%	-5,2%	-5,9%	64,9%
Eimskip	324,0	-29,1%	-3,9%	-13,8%	-37,4%
Hampiðjan	134,0	-4,3%	-4,6%	-10,7%	-2,9%
Icelandair	1,0	-22,8%	-1,4%	-16,3%	-44,8%
Marel	498,0	8,3%	0,6%	3,1%	18,1%
Brim	75,2	-7,7%	-2,6%	-7,5%	-10,6%
Iceland Seafood	5,3	-7,9%	-7,1%	-2,8%	-19,8%
Ísfélag	154,0	-2,2%	-0,2%	-1,5%	
Síldarvinnslan	92,3	-9,7%	-1,1%	-6,0%	-18,7%
Festi	195,0	-3,4%	1,6%	-1,5%	12,8%
Hagar	78,0	-2,5%	4,0%	-1,3%	17,3%
Skeljungur	16,2	6,3%	-1,8%	-6,6%	27,6%
Ölgerðin	18,3	20,0%	-2,7%	1,9%	39,2%
Nova	3,9	-2,2%	-0,5%	-6,7%	-16,1%
Síminn	9,7	-0,6%	-6,3%	-6,7%	-7,5%
Sýn	41,0	-13,7%	-13,5%	-9,3%	-17,7%
Arion	139,0	-3,0%	-3,5%	-3,0%	9,3%
Íslandsbanki	100,0	-4,4%	-0,5%	-4,4%	-9,3%
Kvika	14,4	-17,3%	-2,7%	-10,0%	-17,5%
Sjóvá	37,2	-2,3%	-2,4%	-10,7%	13,7%
Skagi	16,6	0,0%	-6,5%	-5,0%	-3,4%
Eik	10,2	-6,5%	1,0%	-7,3%	-5,7%
Kaldalón	15,0	-14,5%	-7,7%	-14,9%	3,4%
Reginn	22,6	-5,8%	-1,7%	-11,7%	-6,6%
Reitir	82,0	-0,5%	5,8%	-1,7%	2,5%

Leiðrétt fyrir arðgreiðslum

Gjaldeyri		áramót	1M	3M	12M
GVT	196,1	-0,4%	-0,5%	0,2%	-1,5%
EUR	150,3	-0,1%	-0,1%	0,8%	-1,2%
USD	138,6	1,8%	-2,0%	0,1%	-1,3%
GBP	175,4	1,3%	-0,5%	0,7%	0,2%
DKK	20,1	-0,2%	-0,1%	0,7%	-1,4%
SEK	12,9	-4,9%	0,1%	-2,6%	-4,0%
NOK	12,9	-3,5%	0,4%	-1,6%	-0,4%
CHF	152,5	-6,2%	-1,8%	-2,9%	-2,3%
JPY	0,89	-7,6%	-2,7%	-3,4%	-13,3%

Ríkisskuldabréf	krafa	verð	meðalt.	ávöxtun			
				áramót	1M	3M	12M
RIKB 25 0612	8,90%	99,1	1,0	3,2%	0,9%	2,0%	8,5%
RIKB 26 1015	8,10%	97,1	2,2	2,4%	1,1%	1,3%	8,1%
RIKB 28 1115	7,44%	90,9	4,0	1,4%	1,5%	-0,7%	5,1%
RIKB 31 0124	7,03%	97,2	5,5	2,0%	2,1%	-1,7%	3,5%
RIKB 35 0917	6,65%	102,7	7,9	2,5%	2,9%	-0,6%	
RIKB 42 0217	6,17%	82,3	11,8	4,0%	4,8%	1,9%	3,0%
RIKS 26 0216	3,60%	96,5	1,7	4,1%	0,6%	3,2%	5,2%
RIKS 30 0701	2,89%	102,0	5,5	4,3%	0,8%	2,8%	3,1%
RIKS 33 0321	2,74%	102,0	7,9	4,1%	0,9%	1,9%	1,7%
RIKS 37 0115	2,44%	84,5	11,8	4,8%	0,9%	1,5%	1,3%

Þessi samantekt og/eða umfjöllun er markaðsefni ætlað til upplýsingar en ekki sem grundvöllur viðskipta. Markaðsefni þetta felur hvorki í sér fjárfestingarráðgjöf né óháða fjárfestingargreiningu. Lagakröfur sem gilda um fjárfestingarráðgjöf og fjárfestingargreiningu eiga því ekki við, þ.m.t. bann við viðskiptum fyrir dreifingu.

Upplýsingar um þróun gengis innlendra hlutabréfa, skuldabréfa og/eða vísitalna koma frá Nasdaq Iceland – Kauphöllinni. Á vef Landsbankans er hægt að nálgast nánari upplýsingar með því að smella á viðkomandi hlutabréf, skuldabréfaflokk eða vísitölu. Upplýsingar um þróun gengis erlendra fjármálagerna, vísitalna og/eða sjóða koma frá aðilum sem Landsbankinn hefur metið áreiðanlega. Þróun gengis í fortíð gefur ekki vísbendingu um framtíðarþróun.

Upplýsingar um fyrri árangur sjóða Landsbréfa byggja á upplýsingum frá Landsbréfum. Á vef Landsbankans er hægt að nálgast nánari upplýsingar með því að smella á heiti viðkomandi sjóðs, þ.m.t. um árangur síðastliðinna fimm ára. Upplýsingar um fyrri árangur sjóða sýna nafnávöxtun, nema annað sé tekið fram. Ef fyrri árangur sjóða byggir á erlendum gjaldmiðli getur ávöxtun aukist eða minnkað vegna gengissveiflna. Árangur í fortíð gefur ekki áreiðanlega vísbendingu um framtíðarárangur.

Verðbréfi viðskipti fela í sér áhættu og eru lesendur hvattir til að kynna sér Áhættulýsingu vegna viðskipta með fjármálagerna og Stefnu Landsbankans um hagsmunaárekstra sem finna má á vef Landsbankans.

Landsbankinn hefur starfsleyfi sem viðskiptabanki samkvæmt lögum nr. 161/2002 um fjármálafyrirtæki og sætir eftirliti Fjármálaeftirlits Seðlabanka Íslands (www.sedlabanki.is/fjarmalaeftirlit).