



Vikubyrjun 9. október 2023

Hagfræðideild



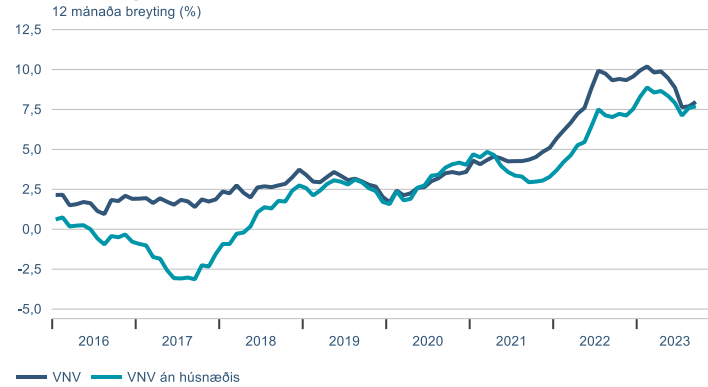
Dagatal

Vikud.	Dag.	kl.	Viðburður	Tímabil	Birtingaraðili
mán	9. okt.	09:00	Efnahagslegar skammtímatölur		Hagstofan
			Álit greinenda birt	3. ársfj.	Íslandsbanki
		16:00	Markaðsupplýsingar		Lánamál ríkisins
		09:00	Vöruviðskipti (bráðabirgðatölur)	sep	Hagstofan
		09:00	Erlend staða Seðlabankans	sep	Seðlabankinn
þri	10. okt.		Brottfarir um Leifsstöð	sep	Ferðamálastofa
		12:00	Skráð atvinnuleysi	sep	Vinnumálastofnun
			Kortavelta	sep	RSV
mið	11. okt.		Skuldabréfaútböð		Lánasjóður sveitarfélaga
fim	12. okt.		Árshlutauppgjör	2.ársfj.	Ölgerðin
			Ferðapjónustan í tölum	sumar 2023	Ferðamálastofa
fös	13. okt.		Lok verðkönnunarviku	okt	Hagstofan
		09:00	Gjaldeyrisforði og tengdir liðir	sep	Seðlabankinn

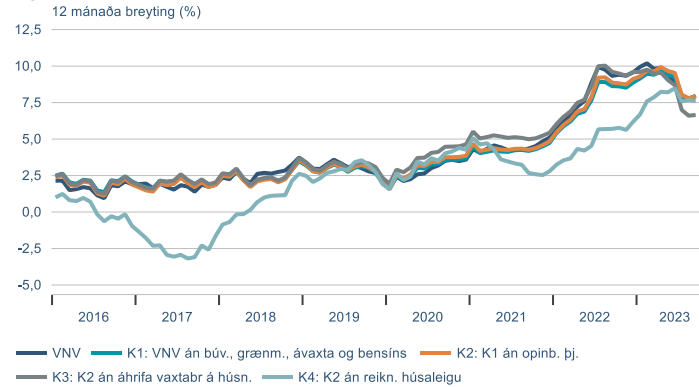
▶ Efnahagsmál

Verðlag

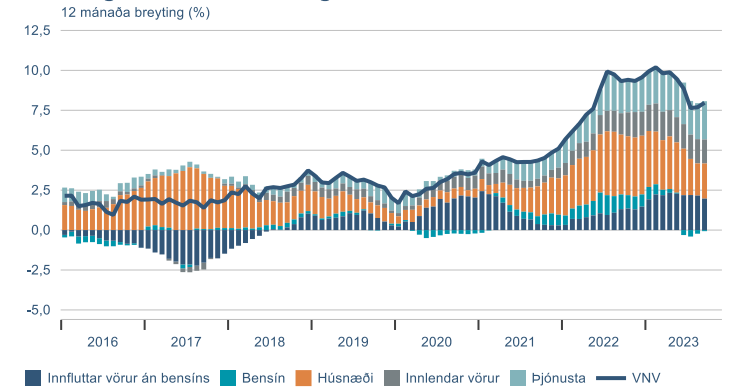
Visitala neysluverðs



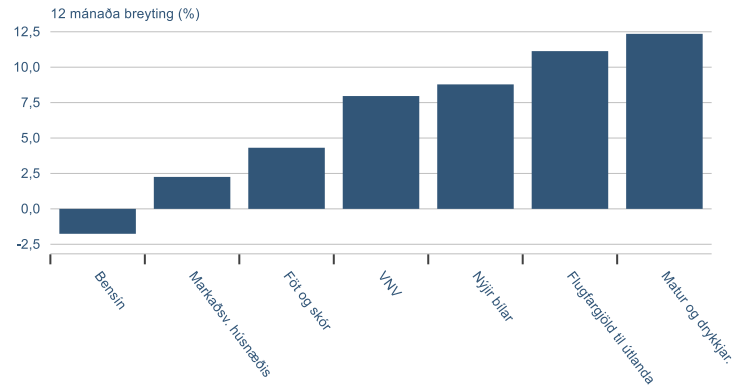
Kjarnavísitölur



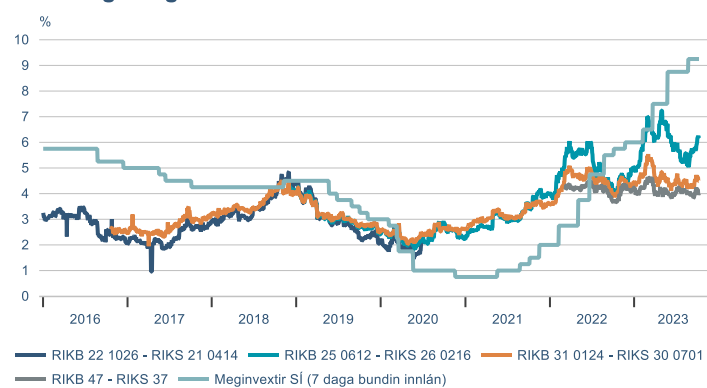
Framlag undirliða verðbólgu



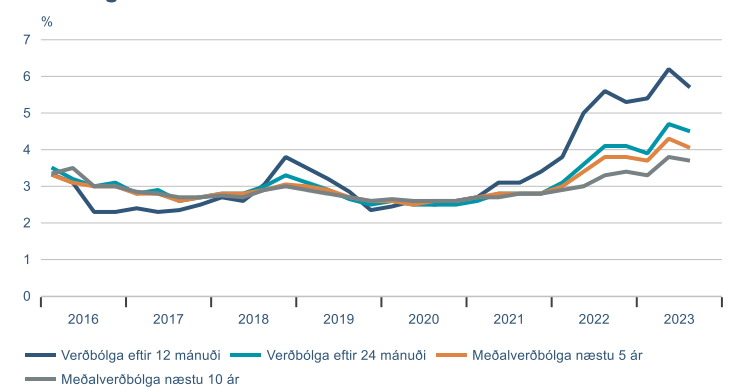
Valdir undirliðir



Verðbólguálag á skuldabréfamarkaði

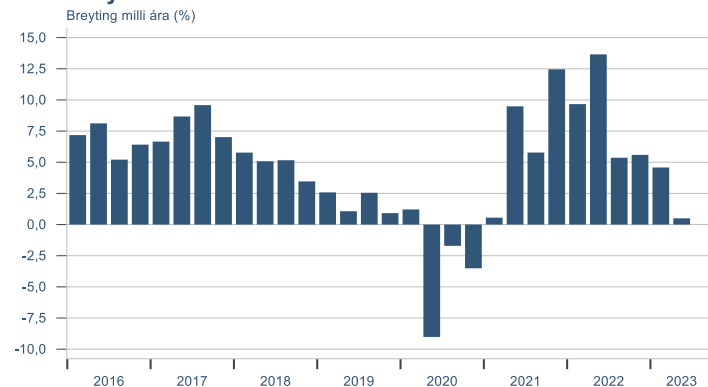


Væntingakönnun markaðsaðila

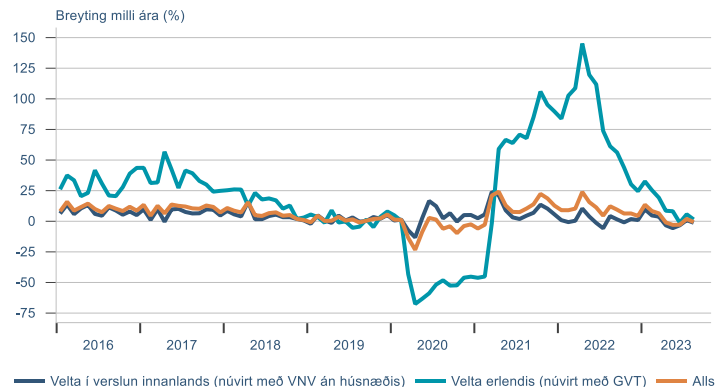


Heimilin

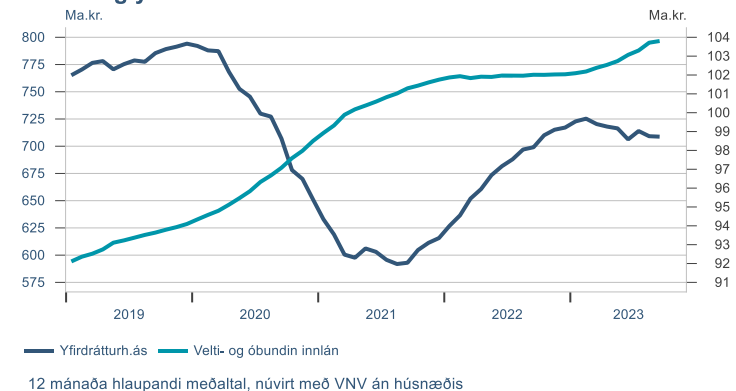
Einkaneysla



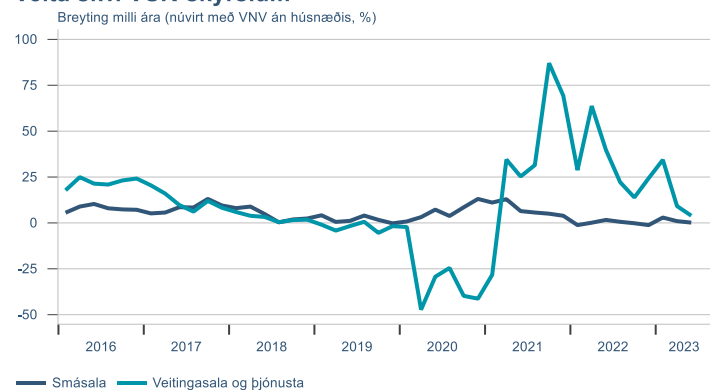
Greiðslukortavelta



Innlán og yfirdráttur heimilana



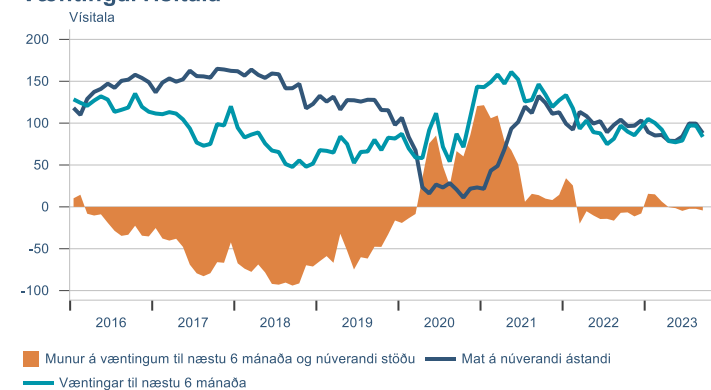
Velta skv. VSK-skýrslum



Innflutningur

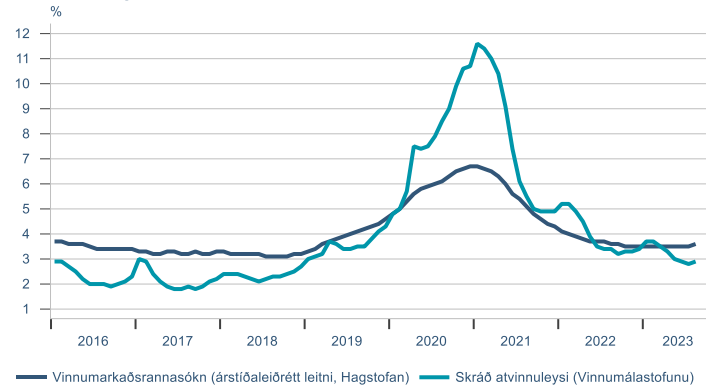


Væntingarvísitala

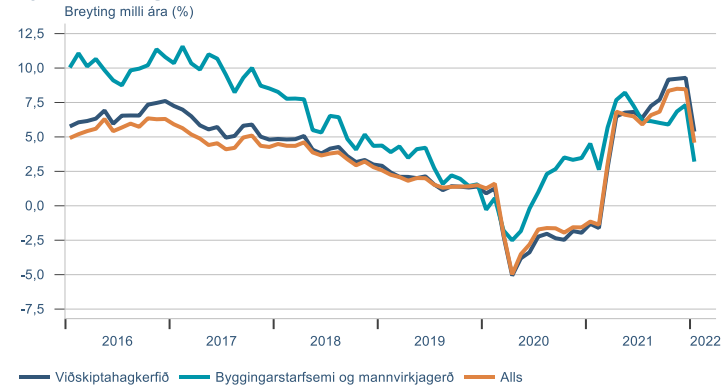


Vinnumarkaðurinn

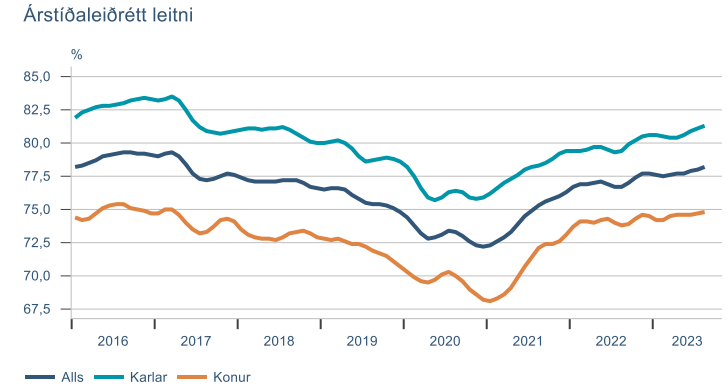
Atvinnuleysi



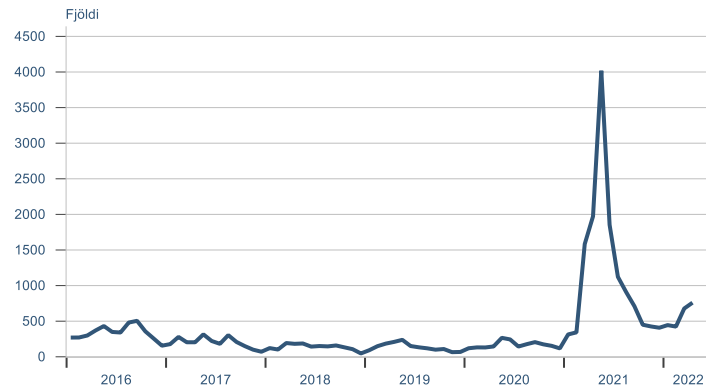
Fjöldi launagreiðenda



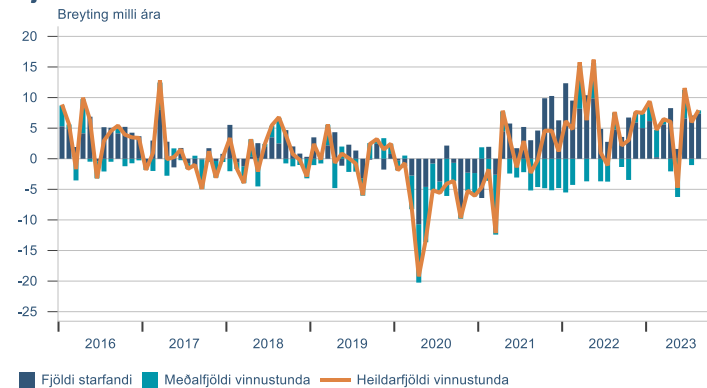
Atvinnuþáttaka



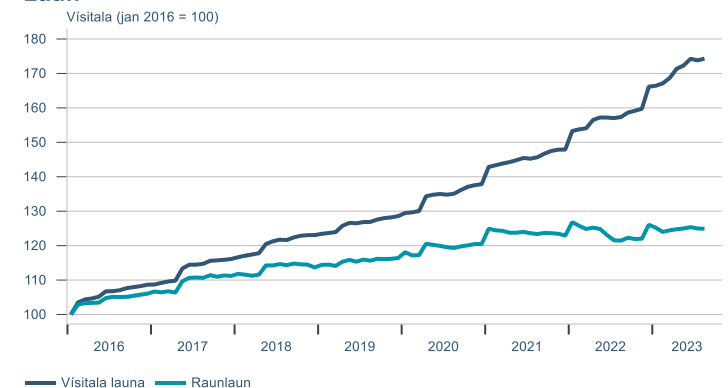
Laus störf



Fjöldi vinnustunda

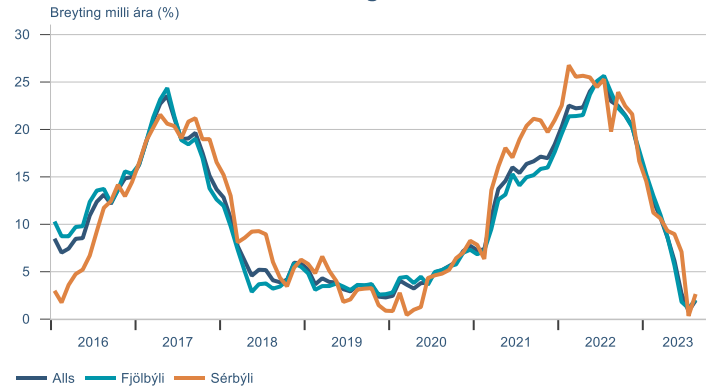


Laun

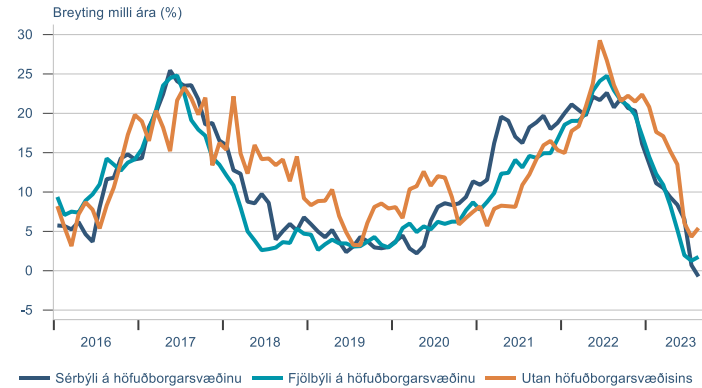


Fasteignamarkaðurinn

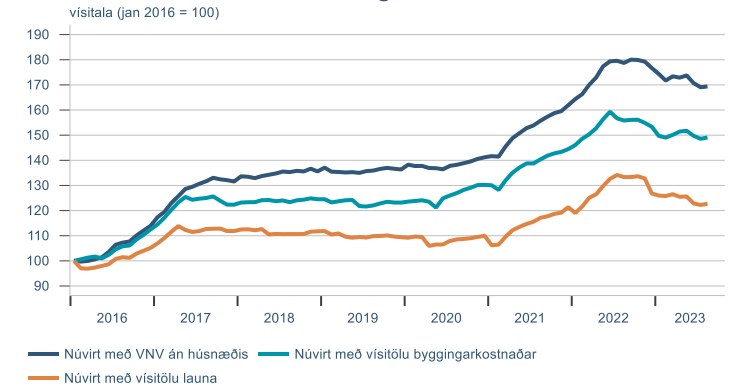
Vísitala íbúðaverðs á höfuðborgarsvæðinu



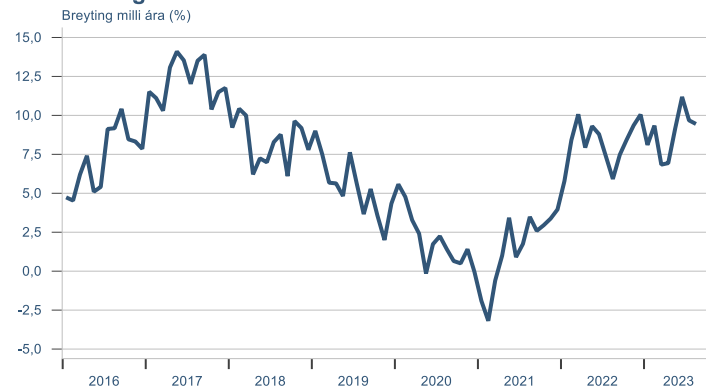
Vísitala markaðsverðs húsnæðis



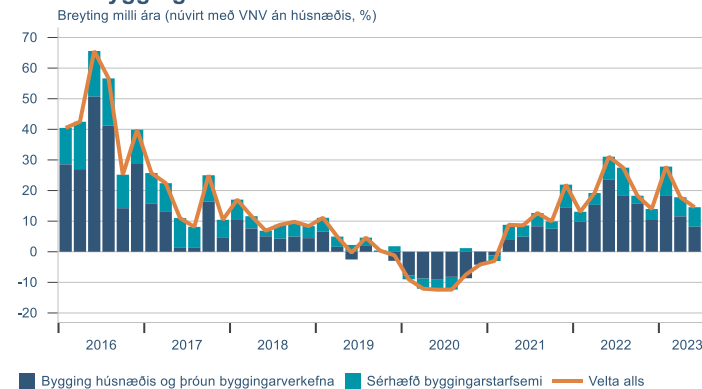
Vísitala íbúðaverðs á höfuðborgarsvæðinu



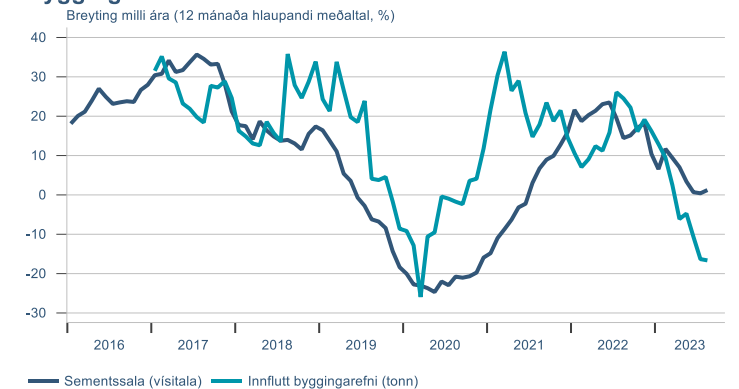
Vísitala leiguverðs



Velta í byggingariðnaði

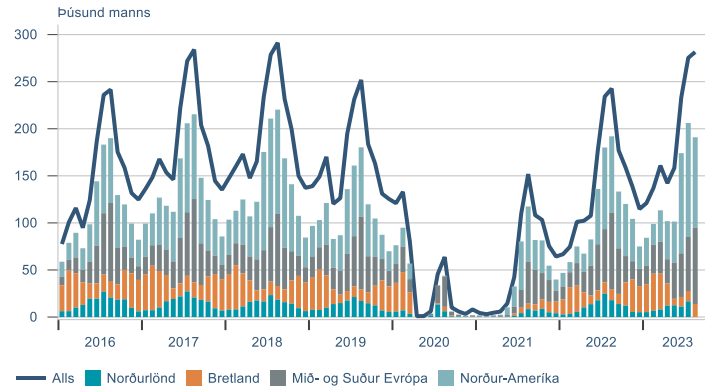


Byggingarvörur



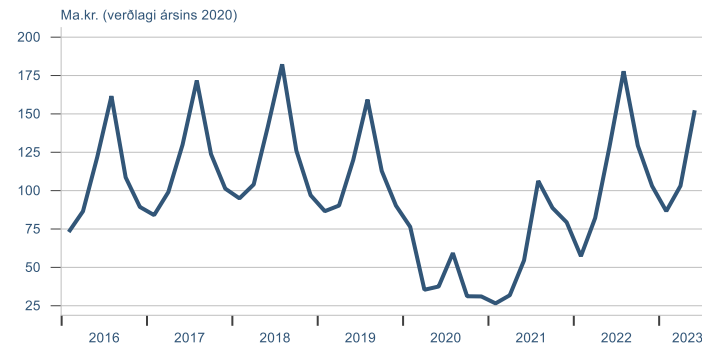
Ferðapjónustan

Erlendir ferðamenn um Leifstöð



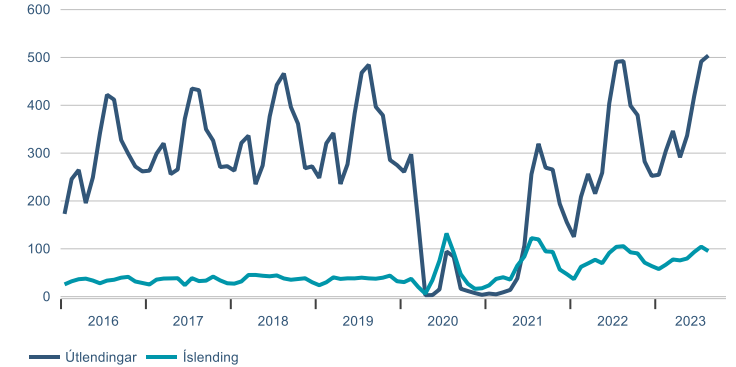
Velta í ferðapjónustu

Velta á VSK-tímabili (2 mánuðir)



Gistinætur á hótélum

Þúsund nætur



Velta erlendra greiðslukorta

ma.kr. (föstu gengi)

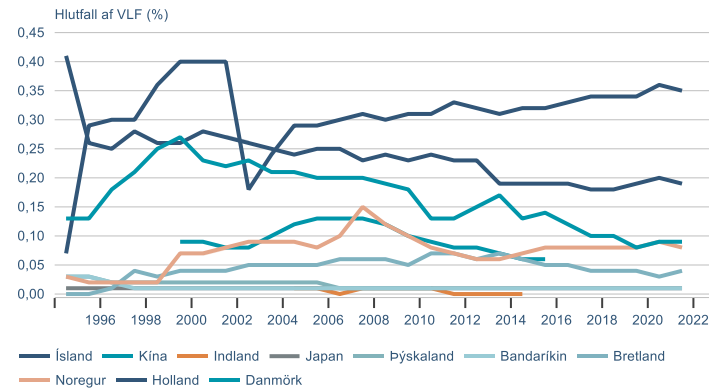


Fjöldi launagreiðenda í ferðapjónustu

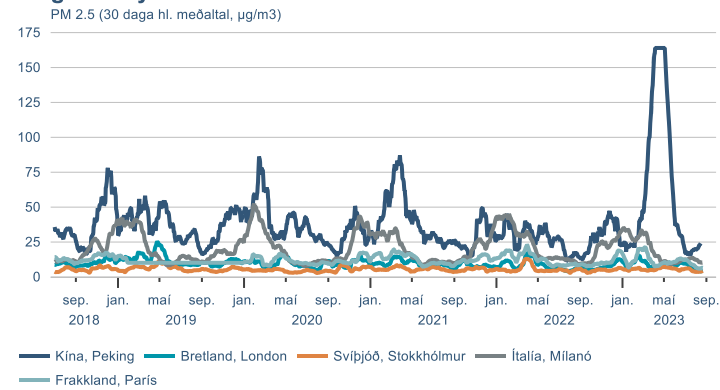


Sjálfbærni

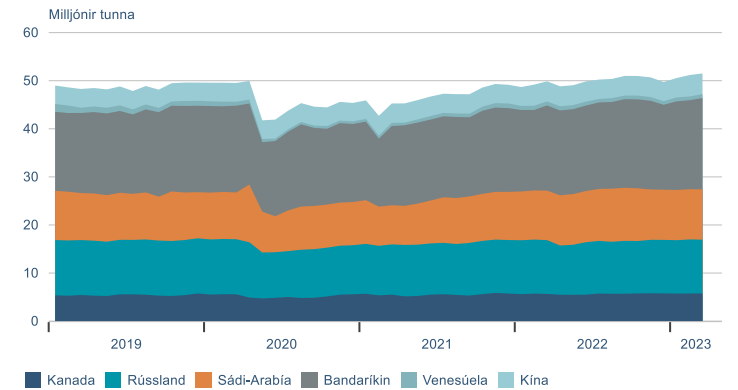
Umhverfisskattur



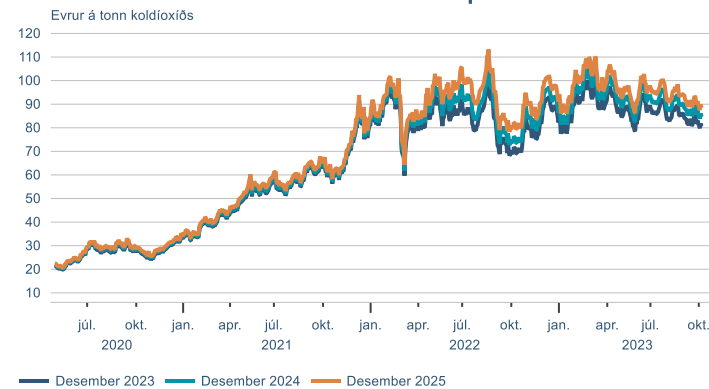
Magn svifryks



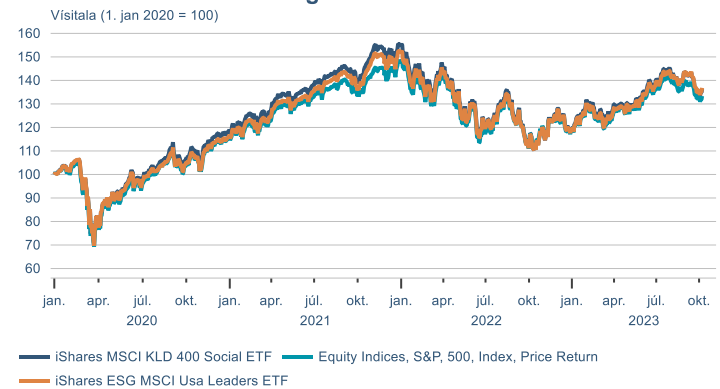
Framleiðsla hráolíu



EUA Losunarheimildir innan ETS viðskiptakerfisins



UFS Hlutabréfavisitölur og S&P 500

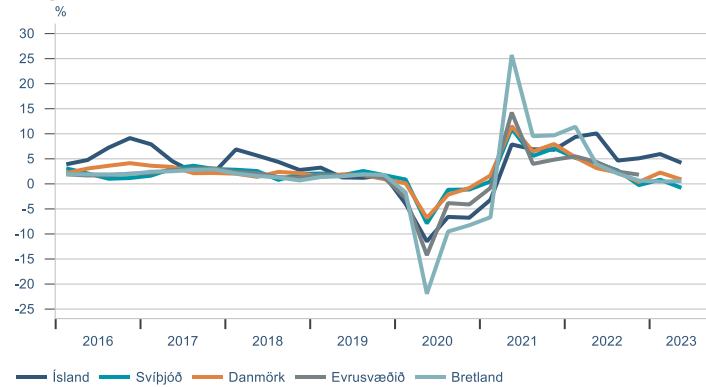


Hlutabréfavisitölur orkufyrirtækja (hluti af Eurofirst 300)

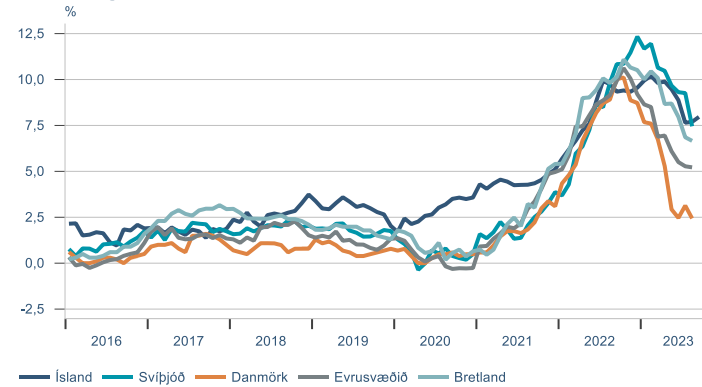


Alþjóðlegur samanburður

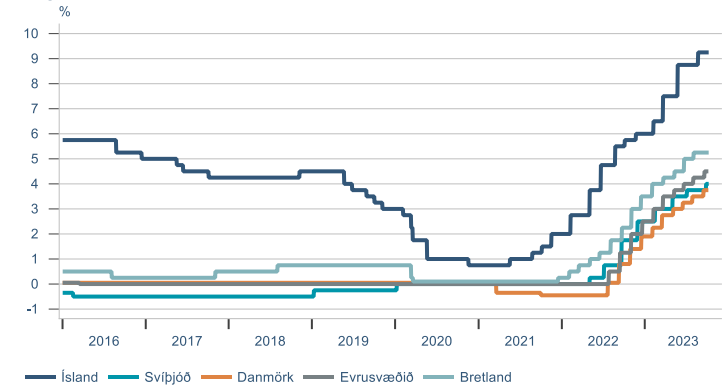
Hagvöxtur



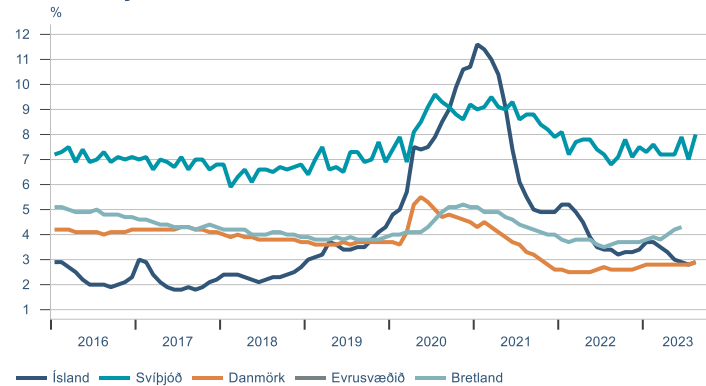
Verðbólga



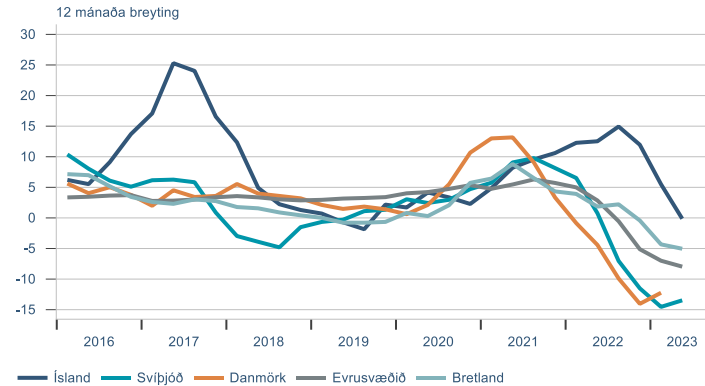
Stýrivextir



Atvinnuleysi



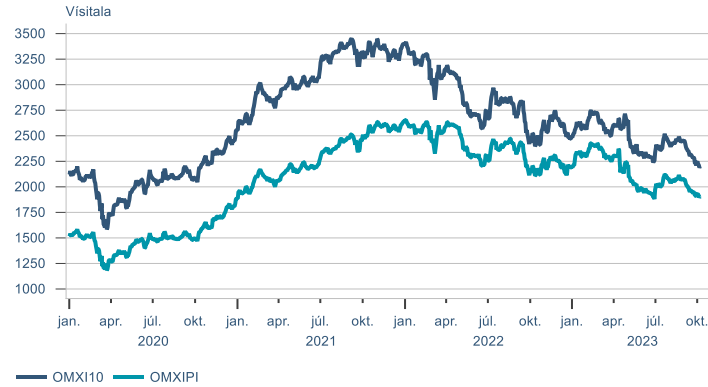
Rauverð íbúða



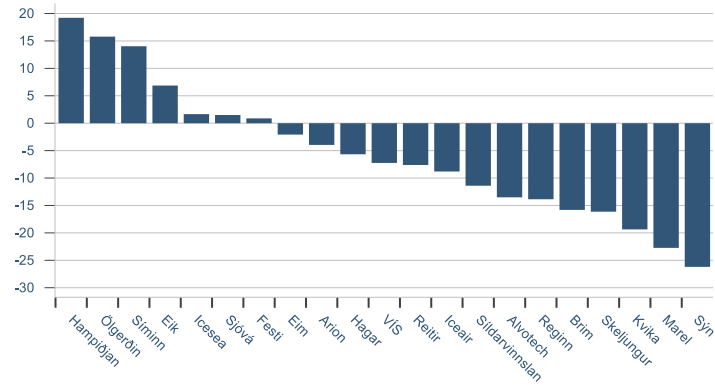
► Fjármálamarkaðir

Hlutabréf

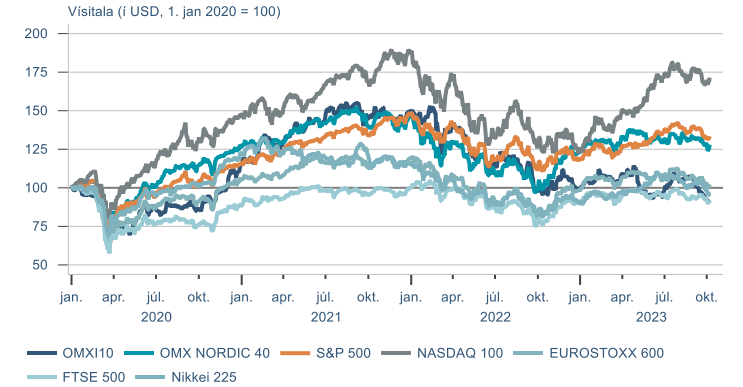
OMX-vísitölur



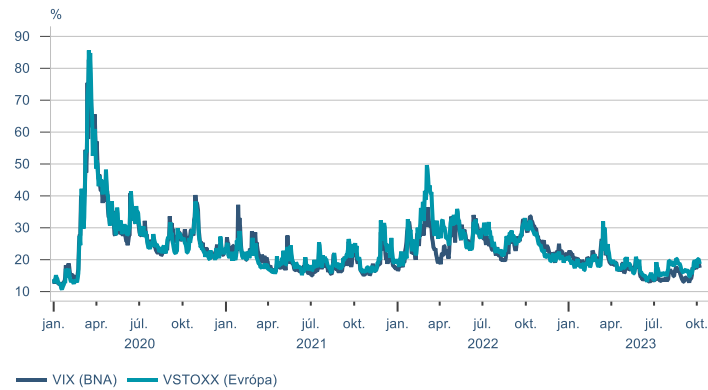
Það sem af er ári



Hlutabréfavisitölur

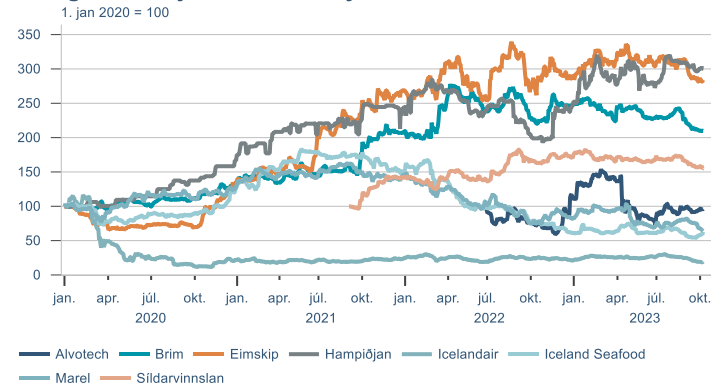


Vix-vísitölur



Hlutabréf

Félög með tekjur í erlendri mynt



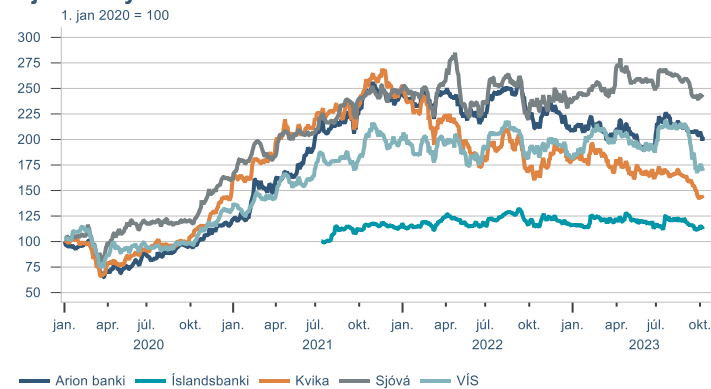
Heild- og smásala



Tæknifyrirtæki



Fjármálfyrirtæki

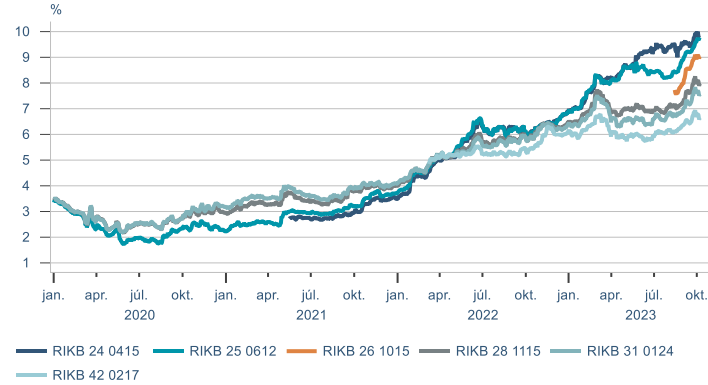


Fasteignafélög

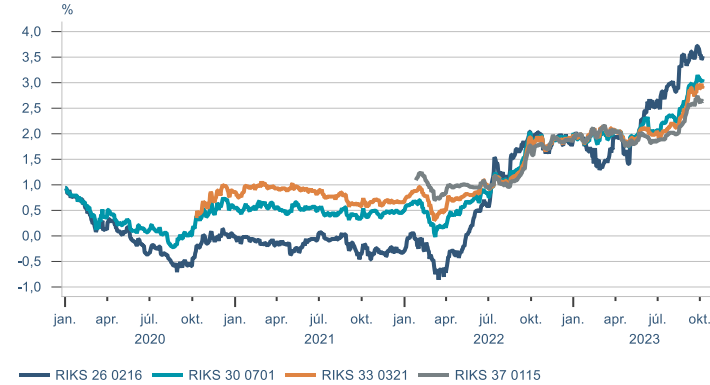


Skuldabréf

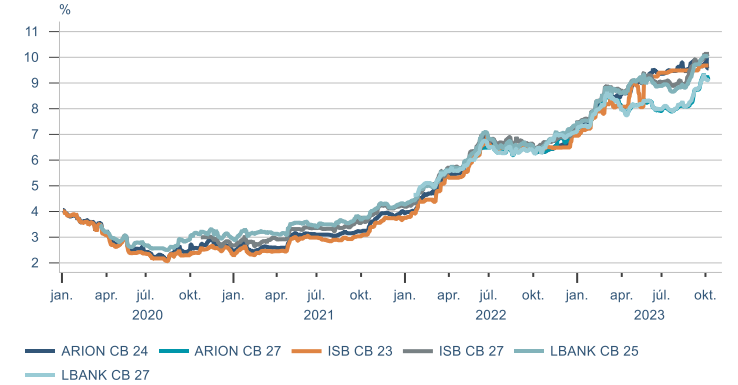
Óverðtryggð ríkisbréf



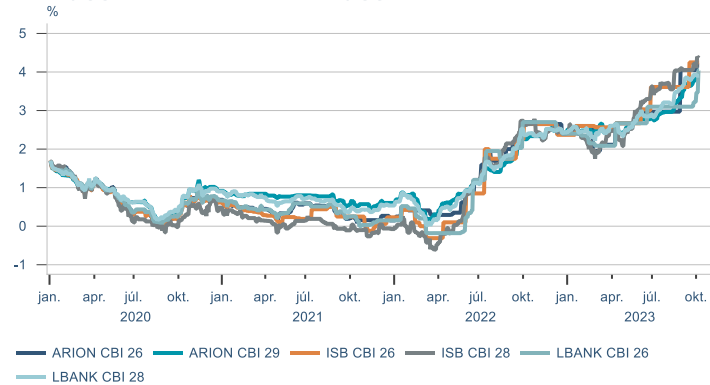
Verðtryggð ríkisbréf



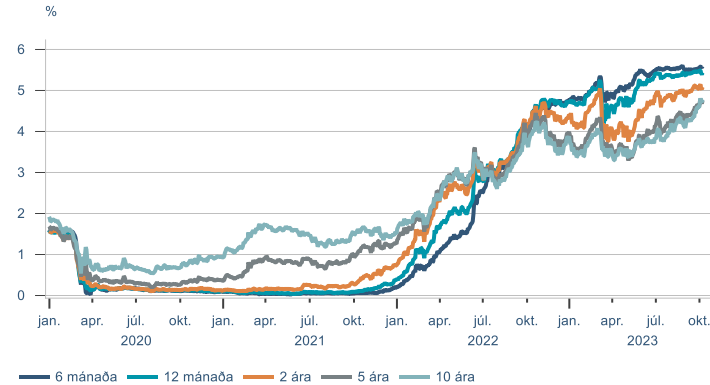
Sértryggð skuldabréf - óverðtryggð



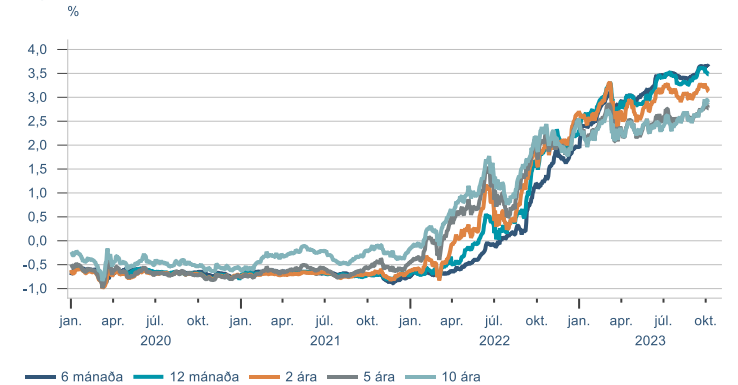
Sértryggð skuldabréf - verðtryggð



Bandarísk ríkisskuldabréf



Þýsk ríkisskuldabréf

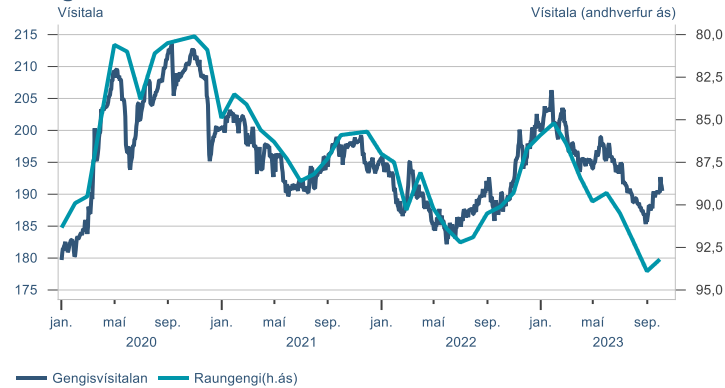


Gjaldeyrir

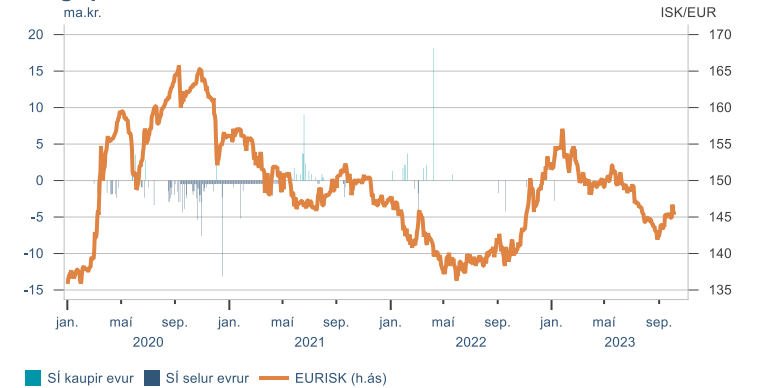
Gengi krónunnar



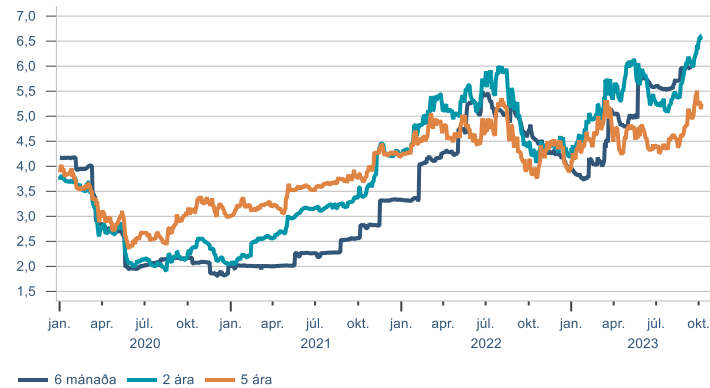
Gengisvísitalan



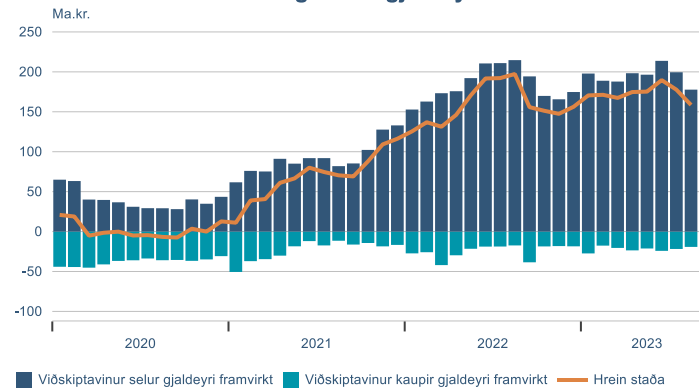
Inngrip SÍ



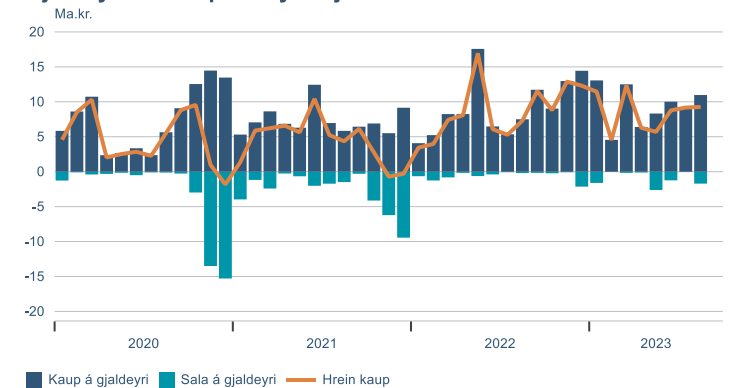
Vaxtamunur við evru



Staða framvirkra samninga með gjaldeyri

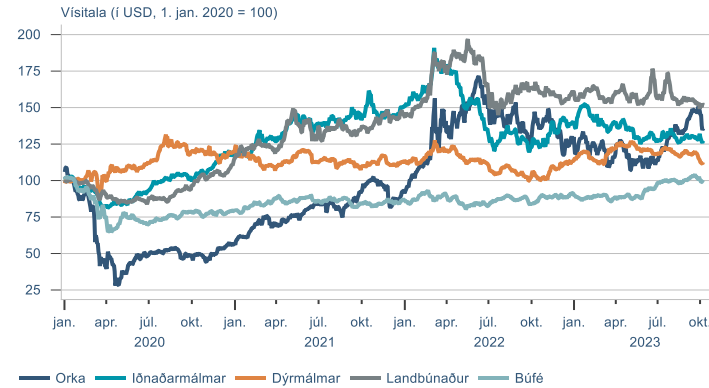


Gjaldeyrsviðskipti lífeyrissjóða



Hrávörur

S&P GSCI hrávörusítölur



Álverð

3 mánaða framvirk verð, LME



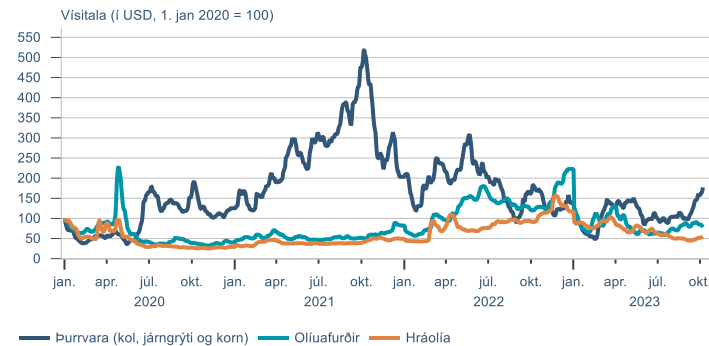
Heimsmarkaðsverð á olíu

Brent



Flutningskostnaður

Baltic exchange visitölur



Hlutabréf		ávöxtun			
		Áramót	1M	3M	12M
OMXI10	2199,7	-11,9%	-8,0%	-7,2%	-12,8%
OMXI10GI	2763,6	-9,4%	-8,0%	-7,2%	-10,4%
Alvotech	1280,0	-13,5%	-1,2%	9,4%	29,3%
Brim	73,6	-15,8%	-4,9%	-8,2%	-8,2%
Eimskip	486,0	-4,0%	-4,0%	-8,0%	-3,1%
Hampiðjan	139,0	17,8%	-0,7%	7,3%	49,5%
Iceland Seafood	6,2	1,7%	13,9%	1,7%	-20,6%
Icelandair	1,5	-8,8%	-18,3%	-33,5%	-21,4%
Marel	377,0	-22,7%	-18,9%	-11,1%	-17,2%
Síldarvinnslan	105,5	-12,8%	-3,7%	-7,9%	-8,3%
Festi	180,5	0,9%	-1,4%	4,0%	-6,8%
Hagar	66,5	-8,9%	-0,7%	2,3%	-8,3%
Skeljungur	12,9	-16,1%	-2,3%	-0,8%	-17,7%
Ölgerðin	12,1	15,8%	-3,2%	-2,0%	9,8%
Nova	4,0	-7,0%	-4,0%	-7,6%	-2,0%
Síminn	9,1	-14,1%	-8,1%	-9,9%	-20,0%
Sýn	43,4	-27,5%	-2,7%	-6,9%	-27,5%
Arion	135,5	-4,0%	-2,9%	-6,6%	-10,5%
Íslandsbanki	109,5	-3,9%	-3,9%	-1,8%	-7,9%
Kvika	15,0	-19,4%	-9,1%	-15,5%	-17,2%
Sjóvá	32,1	1,5%	-6,1%	-8,3%	0,9%
VÍS	15,2	-7,2%	-18,7%	-19,4%	-12,9%
Eik	12,0	6,9%	-0,8%	1,7%	0,1%
Reginn	23,6	-13,9%	-4,1%	-2,5%	-20,3%
Reitir	80,8	-7,6%	-2,7%	0,3%	-9,1%

Leiðrétt fyrir aðgreiðslum

Gjaldeyri		ávöxtun			
		áramót	1M	3M	12M
GVT	189,8	-5,0%	0,9%	-1,9%	1,3%
EUR	144,9	-4,4%	0,7%	-2,3%	3,7%
USD	137,2	-3,4%	2,4%	0,8%	-3,2%
GBP	167,5	-1,9%	-0,5%	-3,6%	5,0%
DKK	19,4	-4,6%	0,7%	-2,4%	3,5%
SEK	12,5	-8,3%	3,4%	0,2%	-2,8%
NOK	12,5	-13,4%	-0,3%	-2,1%	-6,8%
CHF	150,5	-2,2%	0,0%	-1,0%	4,6%
JPY	0,92	-14,6%	1,2%	-2,9%	-6,0%

Hlutabréfavisitölur		ávöxtun			
		áramót	1M	3M	12M
OMXI10	2199,7	-11,9%	-8,0%	-7,2%	-12,8%
OMXN40	2290,0	5,3%	-1,8%	2,4%	15,4%
S&P 500	4308,5	12,2%	-3,5%	-2,3%	15,1%
FTSE 100	7494,6	0,6%	0,9%	2,9%	7,1%

Ríkisskuldabréf	krafa	verð	meðalt.	ávöxtun			
				áramót	1M	3M	12M
RIKB 24 0415	9,89%	96,4	0,5	3,8%	0,7%	2,1%	4,1%
RIKB 25 0612	9,69%	97,4	1,6	1,0%	-0,1%	0,3%	0,6%
RIKB 26 1015	9,05%	94,2	2,6		-1,0%	-0,9%	
RIKB 28 1115	7,99%	87,9	4,4	-1,5%	-1,6%	-1,9%	-3,3%
RIKB 31 0124	7,56%	94,1	5,7	-1,5%	-1,9%	-2,2%	-3,7%
RIKB 42 0217	6,64%	77,6	11,6	-1,2%	-1,2%	-4,0%	-8,3%
RIKS 26 0216	3,53%	95,5	2,3	4,2%	0,5%	-0,6%	5,6%
RIKS 30 0701	3,07%	101,1	6,1	1,4%	-0,4%	-4,3%	1,8%
RIKS 33 0321	2,94%	100,5	8,2	-0,1%	-1,0%	-6,4%	-0,4%
RIKS 37 0115	2,64%	81,8	12,3	-1,6%	-0,4%	-7,2%	-3,4%

Þessi umfjöllun og/eða samantekt er markaðsefni sem er ætlað til upplýsinga en felur hvorki í sér fjárfestingarráðgjöf né óháða fjárfestingargreiningu. Lagakröfur sem gilda um fjárfestingarráðgjöf og fjárfestingargreiningar eiga því ekki við, þar með talið bann við viðskiptum fyrir dreifingu. Umfjöllunin er unnin út frá opinberum upplýsingum frá aðilum sem Landsbankinn telur áreiðanlega, en bankinn getur ekki ábyrgst réttmæti upplýsinganna. Landsbankinn tekur enga ábyrgð á tjóni sem gæti hlotist af notkun upplýsinganna sem hér eru settar fram.

Upplýsingar um fyrri árangur fjármálagerninga eða -vísitalna sýna nafnávöxtun, nema annað sé tekið fram. Ef árangur byggir á erlendum gjaldmiðli getur ávöxtun aukist eða minnkað vegna gengissveiflna. Árangur í fortíð gefur ekki áreiðanlega vísbendingu um framtíðarárangur. Nánari upplýsingar um fyrri árangur fjármálagerninga og -vísitalna má finna á [vef Landsbankans](#), þ.m.t. um ávöxtun síðastliðinna 5 ára.

Verðbréfavíðskipti fela í sér áhættu og eru lesendur hvattir til að kynna sér [áhættulýsingu vegna viðskipta með fjármálagerninga](#) og [stefnu Landsbankans um hagsmunaárekstra](#) á vef Landsbankans.

Landsbankinn er viðskiptabanki sem starfar samkvæmt lögum nr. 161/2002, um fjármálafyrirtæki, og starfar undir leyfi og eftirliti fjármálaeftirlits Seðlabanka Íslands (www.fme.is).