



# Vikubyrjun 31. júlí 2023

---

Hagfræðideild



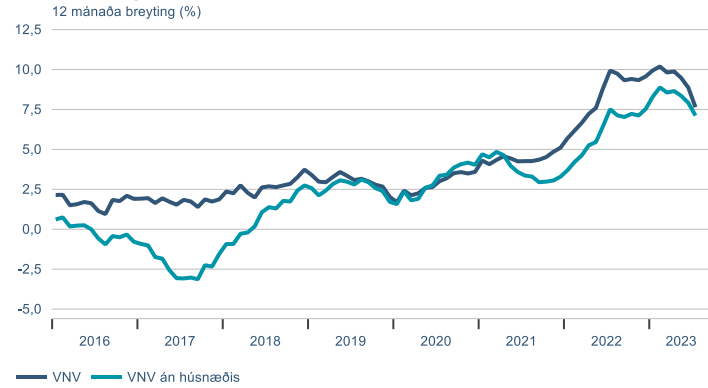
# Dagatal

Vikud.	Dag.	kl.	Viðburður	Tímabil	Birtingaraðili
mán	31. júl.	09:00	<b>Gistinætur</b> Ferðapjónustan í tölum	<b>jún</b> júl	<b>Hagstofan</b> Ferðamálastofa
		09:00	Staða markaðsverðbréfa	jún	Seðlabankinn
fim	3. ágú.	09:00	Starfandi samkvæmt skrá	jún	Hagstofan
		09:00	Staðgreiðsluskyldar greiðslur	jún	Hagstofan
		09:00	Vinumarkaðurinn (ársfjórðungsleg)	2. ársfj.	Hagstofan
		09:00	Lífeyrissjóðir	júl	Seðlabankinn

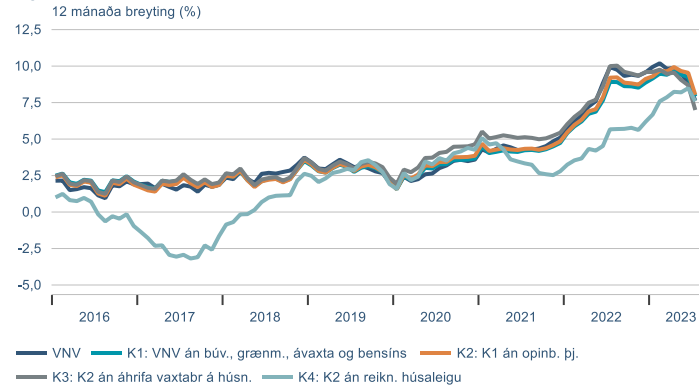
▶ Efnahagsmál

# Verðlag

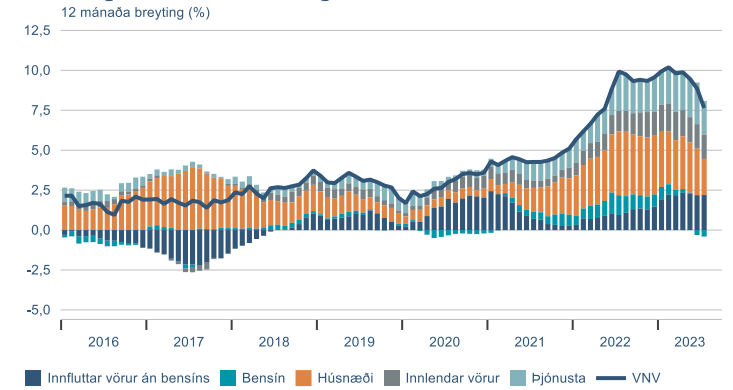
## Viðtala neysluverðs



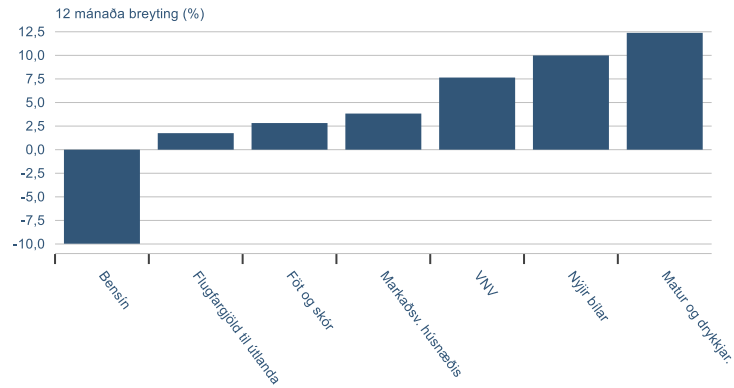
## Kjarnavísitölur



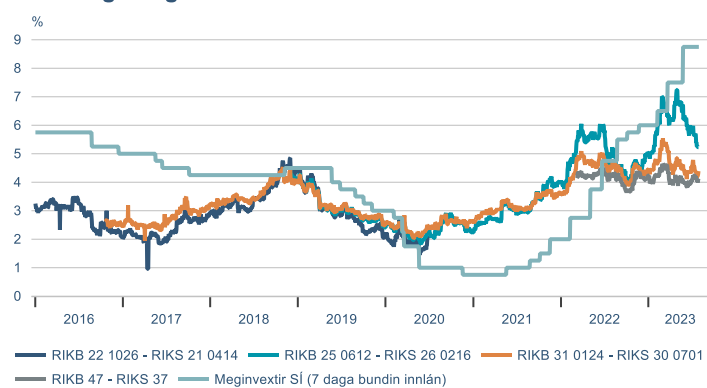
## Framlag undirliða verðbólgu



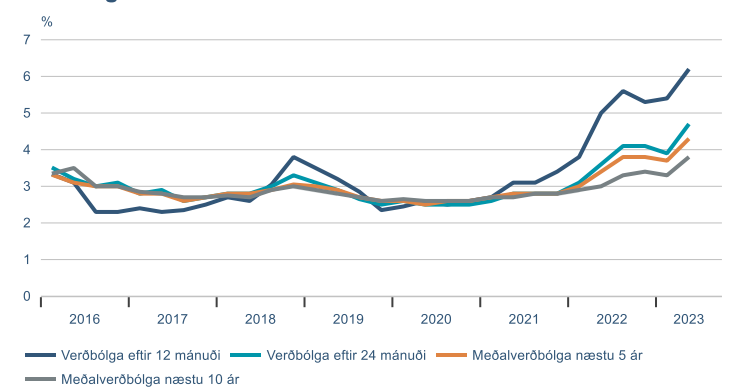
## Valdir undirliðir



## Verðbólguálag á skuldabréfamarkaði

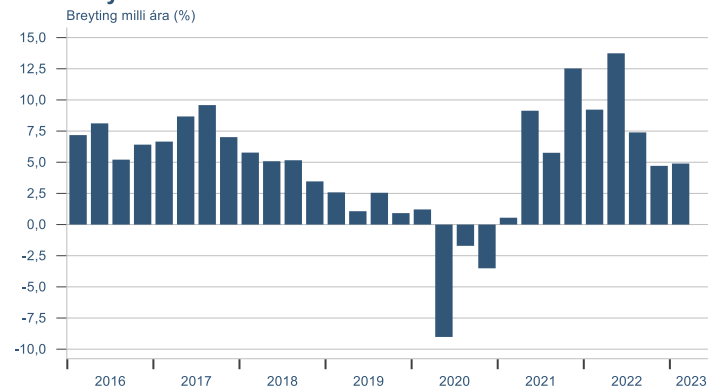


## Væntingakönnun markaðsaðila

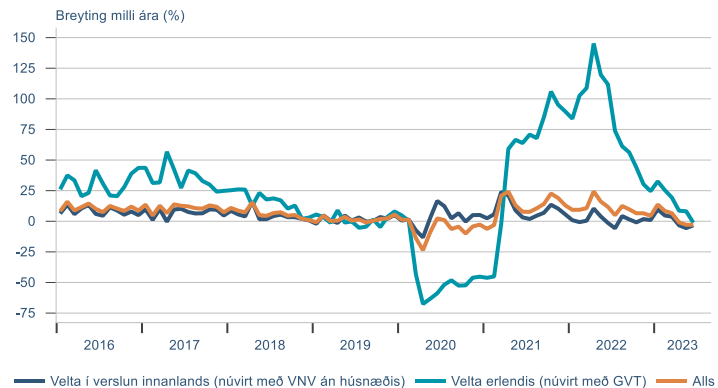


# Heimilin

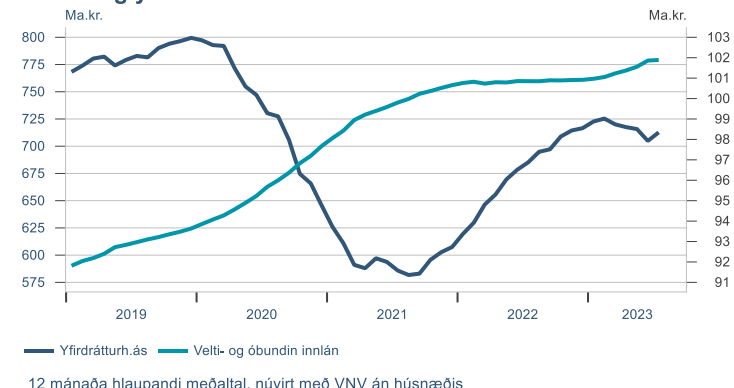
## Einkaneysla



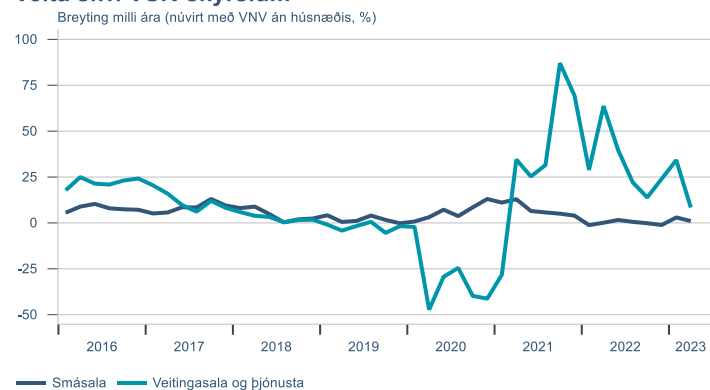
## Greiðslukortavelta



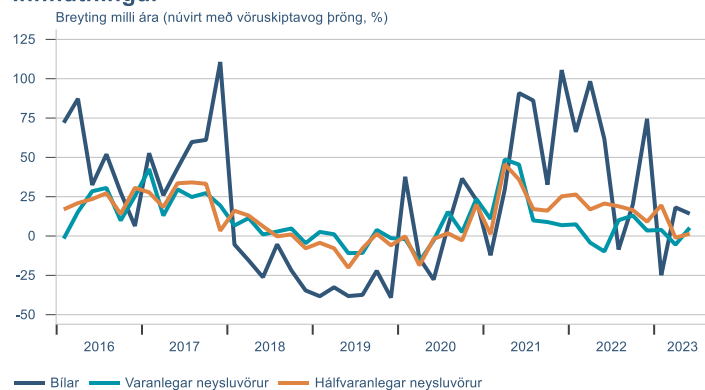
## Innlán og yfirdráttur heimilana



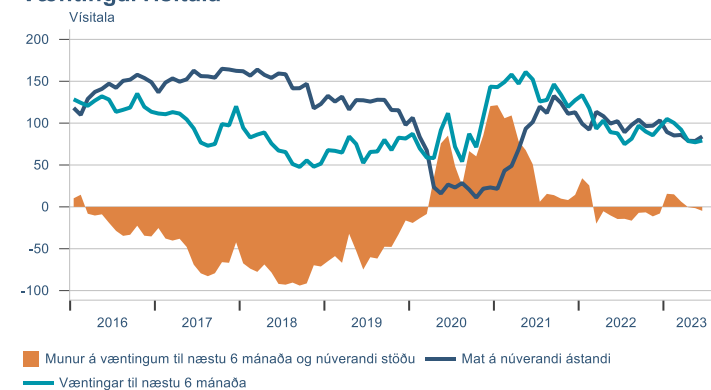
## Velta skv. VSK-skýrslum



## Innflutningur

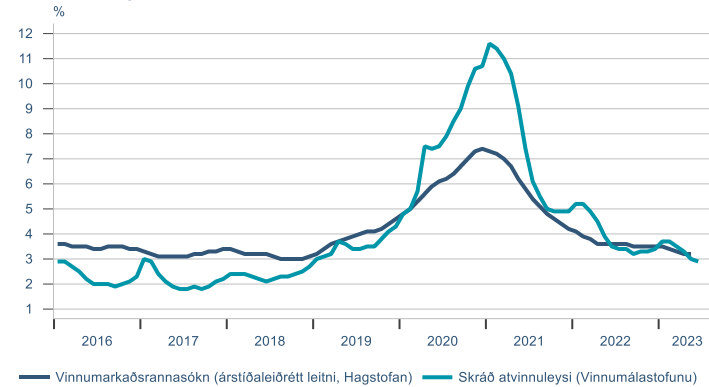


## Væntingarvísitala

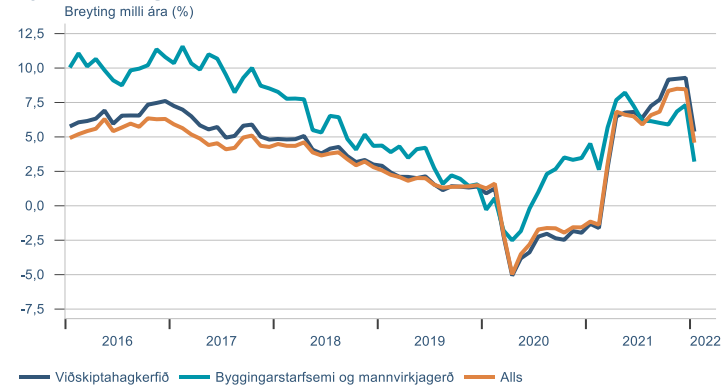


# Vinnumarkaðurinn

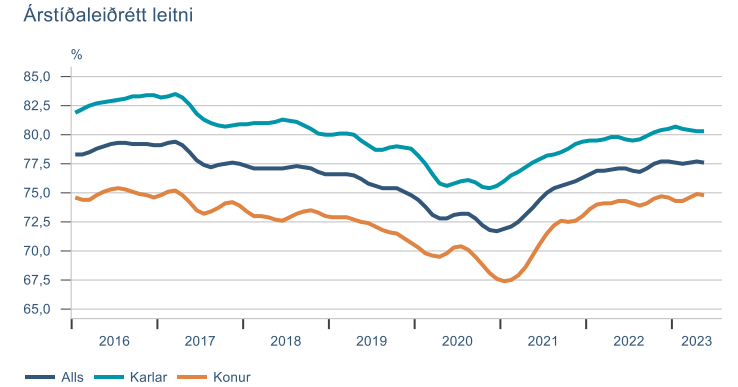
## Atvinnuleysi



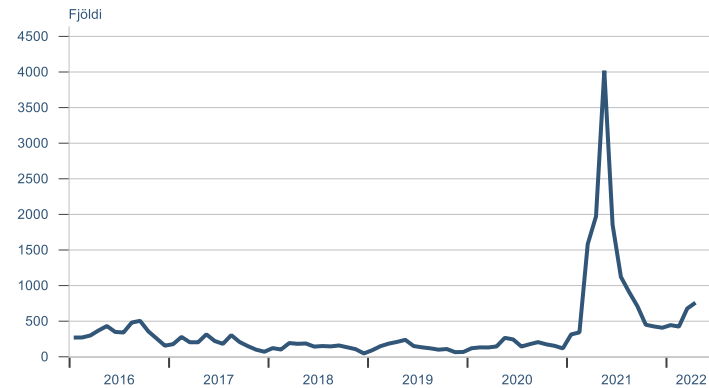
## Fjöldi launagreiðenda



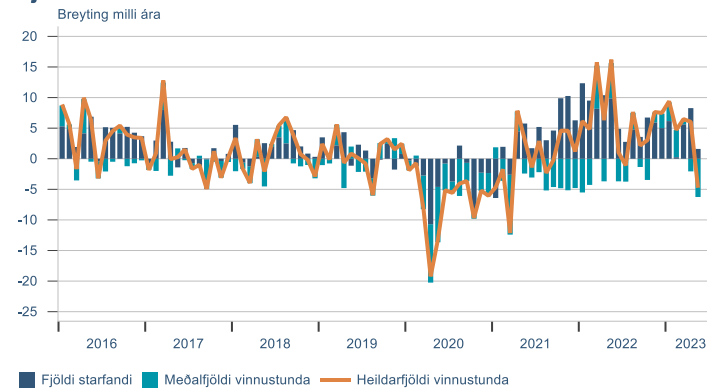
## Atvinnuþáttaka



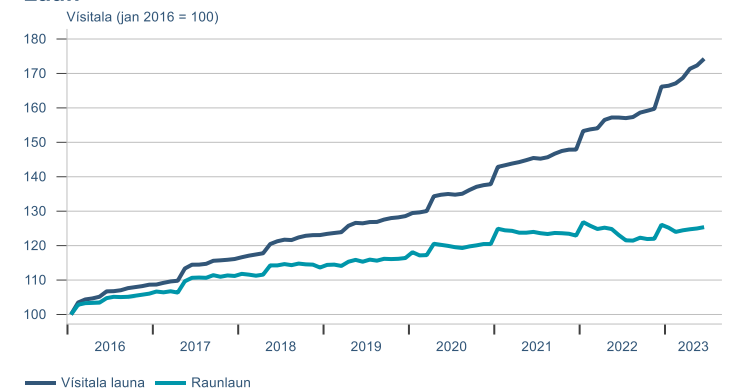
## Laus störf



## Fjöldi vinnustunda

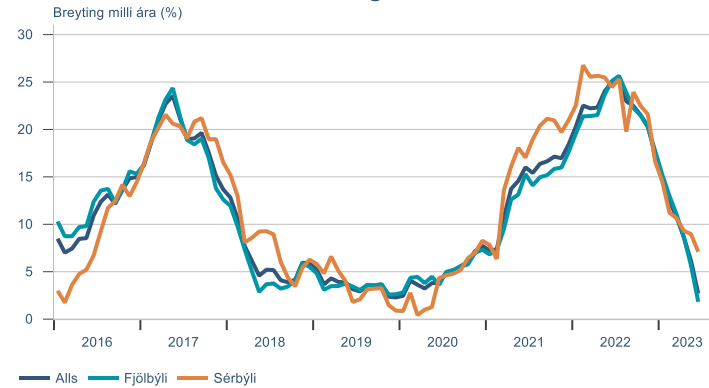


## Laun

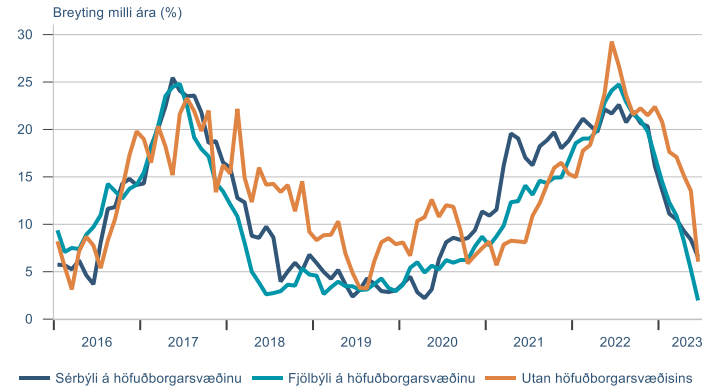


# Fasteignamarkaðurinn

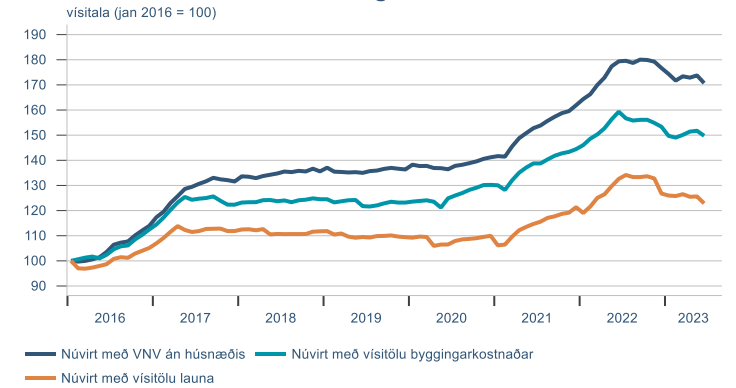
## Vísitala íbúðaverðs á höfuðborgarsvæðinu



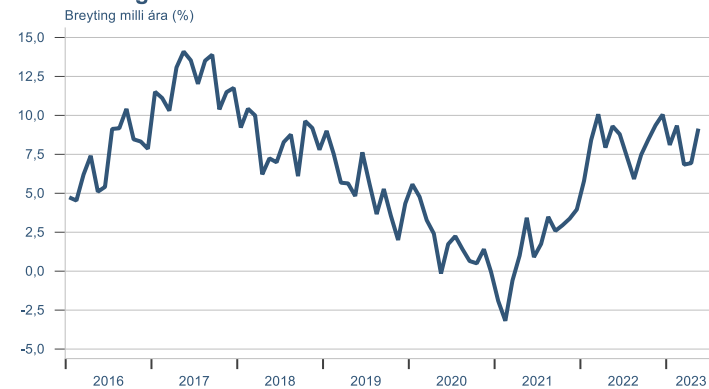
## Vísitala markaðsverðs húsnæðis



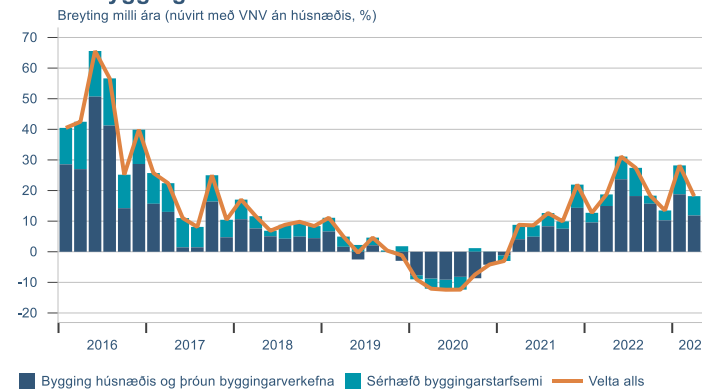
## Vísitala íbúðaverðs á höfuðborgarsvæðinu



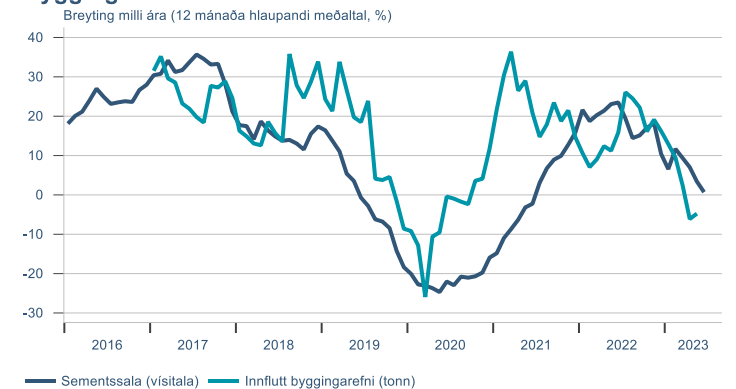
## Vísitala leiguverðs



## Velta í byggingariðnaði

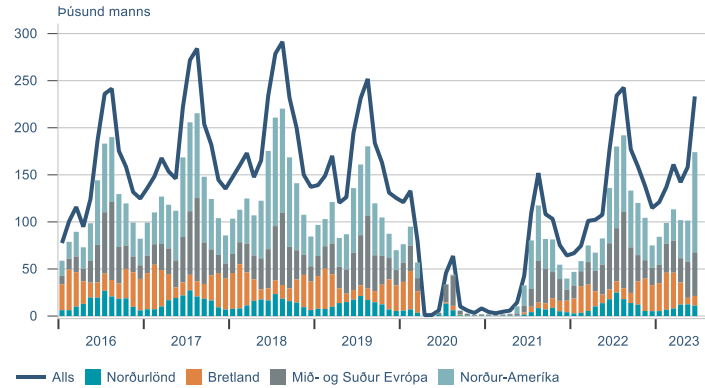


## Byggingarvörur



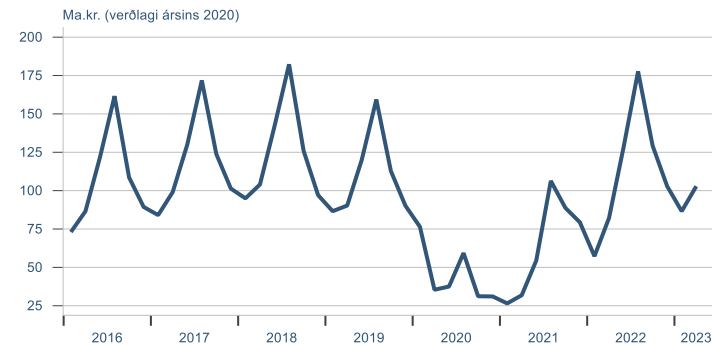
# Ferðaþjónustan

## Erlendir ferðamenn um Leifstöð



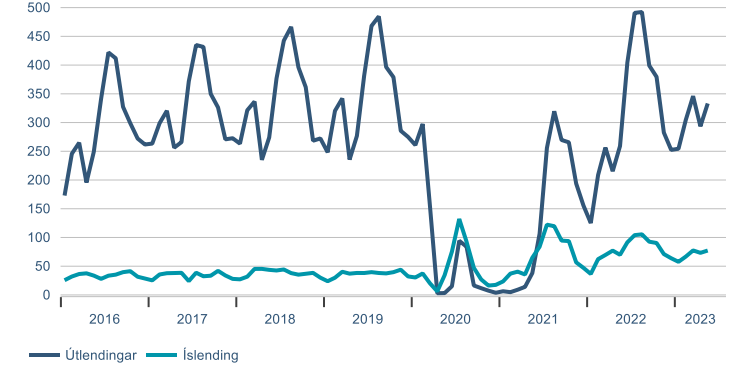
## Velta í ferðaþjónustu

Velta á VSK-tímabili (2 mánuðir)



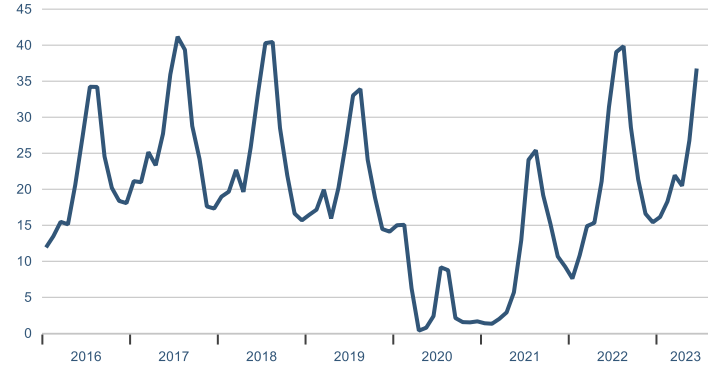
## Gistinætur á hótélum

Þúsund nætur



## Velta erlendra greiðslukorta

ma.kr. (föstu gengi)



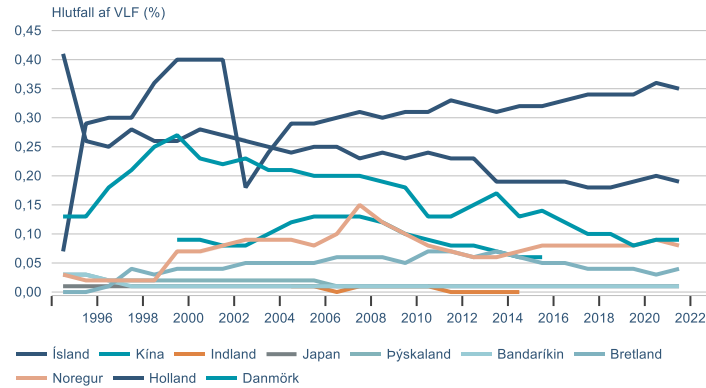
## Fjöldi launagreiðenda í ferðaþjónustu



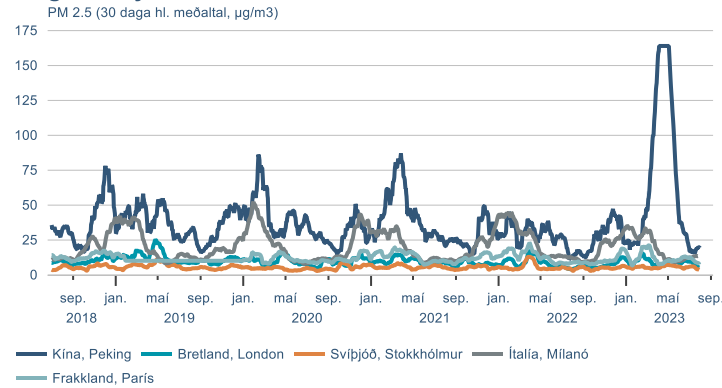


# Sjálfbærni

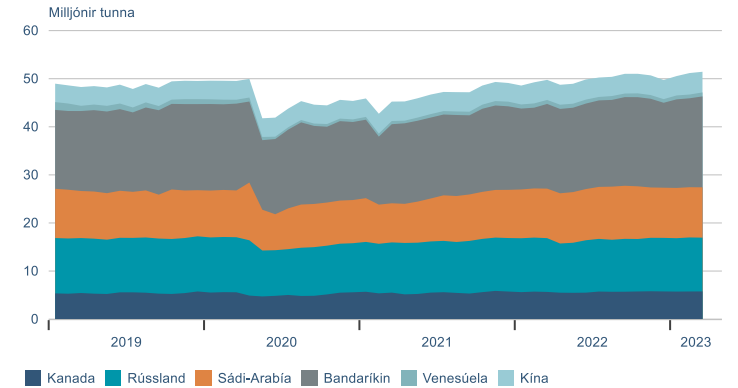
## Umhverfisskattur



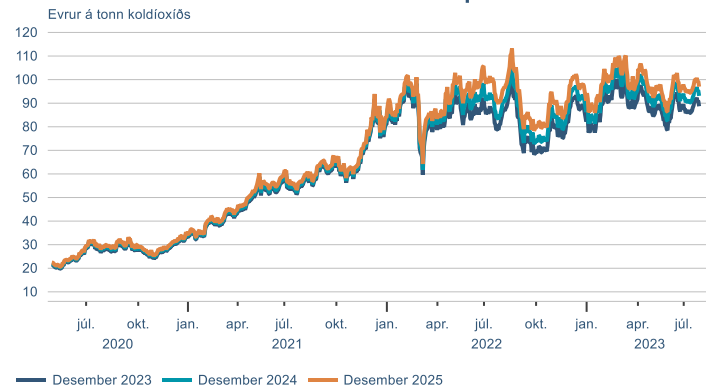
## Magn svifryks



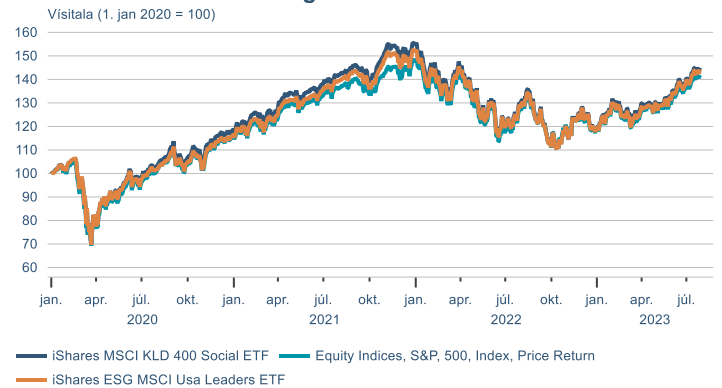
## Framleiðsla hráolíu



## EUA Losunarheimildir innan ETS viðskiptakerfisins



## UFS Hlutabréfavisitölur og S&P 500

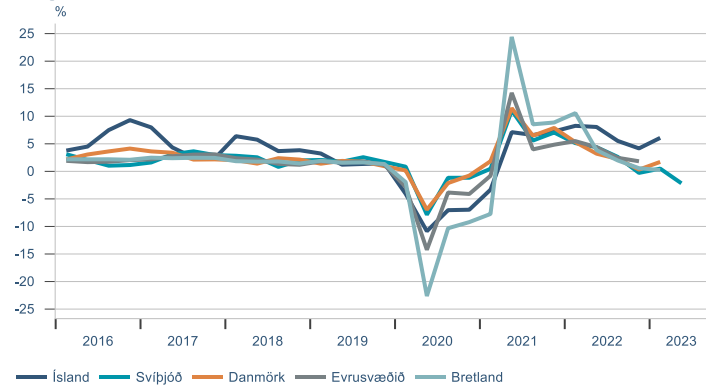


## Hlutabréfavisitölur orkufyrirtækja (hluti af Eurofirst 300)

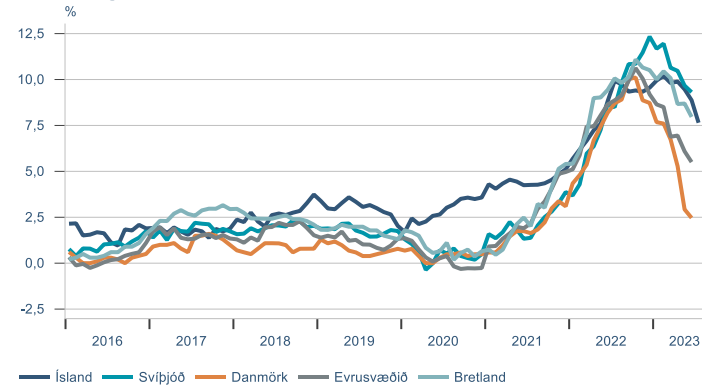


# Alþjóðlegur samanburður

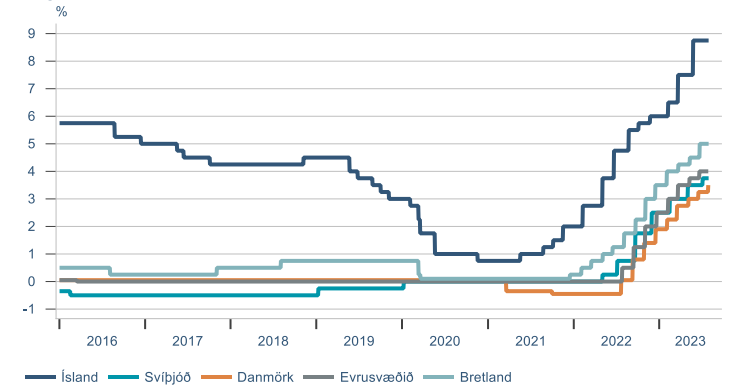
## Hagvöxtur



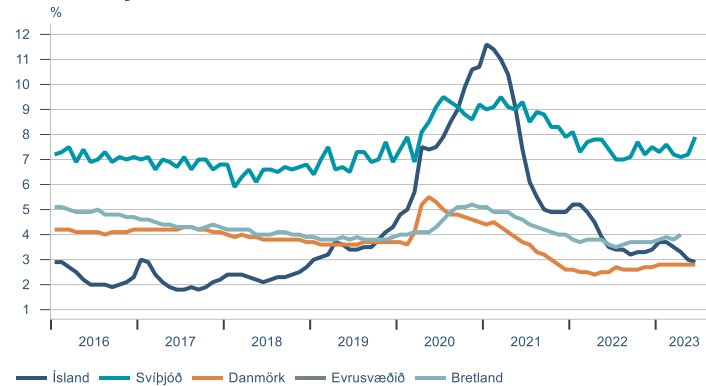
## Verðbólga



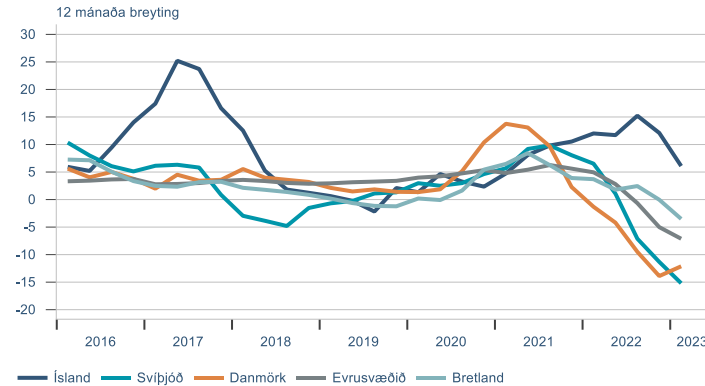
## Stýrivextir



## Atvinnuleysi



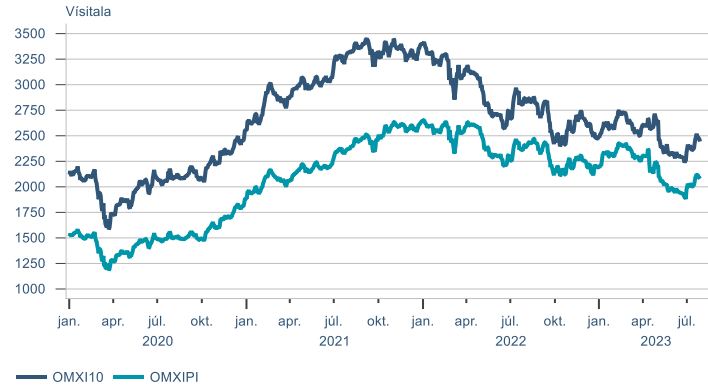
## Rauverð íbúða



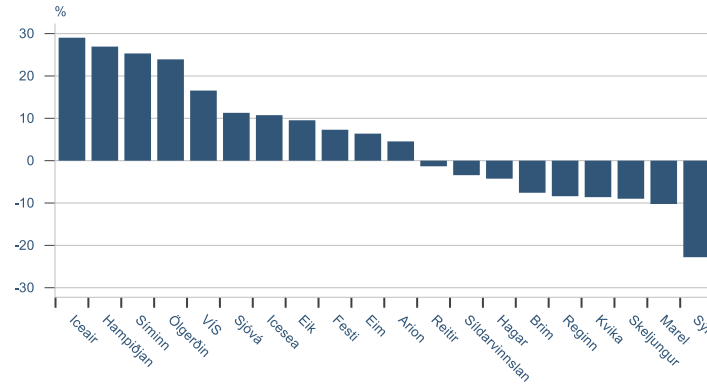
## ► Fjármálamarkaðir

# Hlutabréf

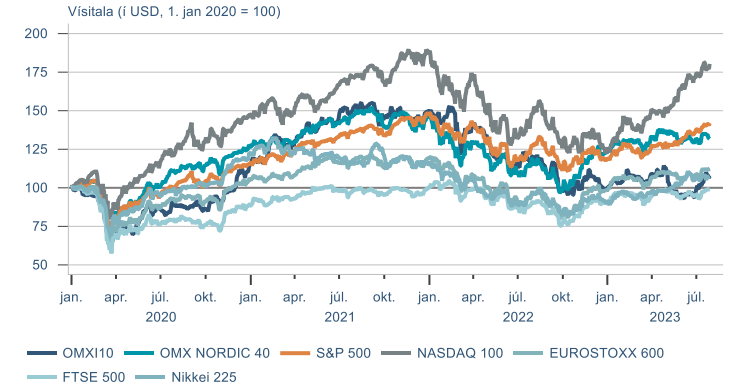
## OMX-vísitölur



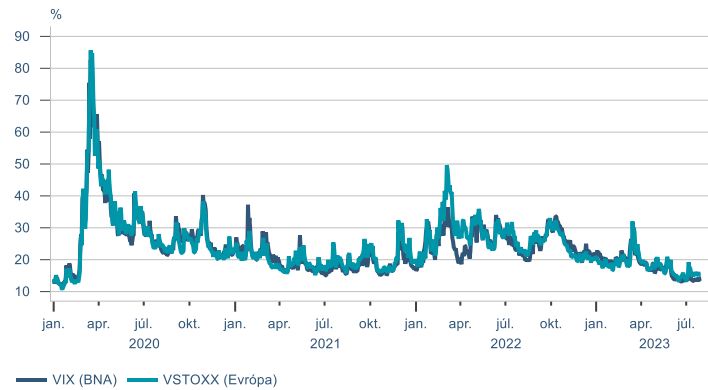
## Það sem af er ári



## Hlutabréfavisitölur

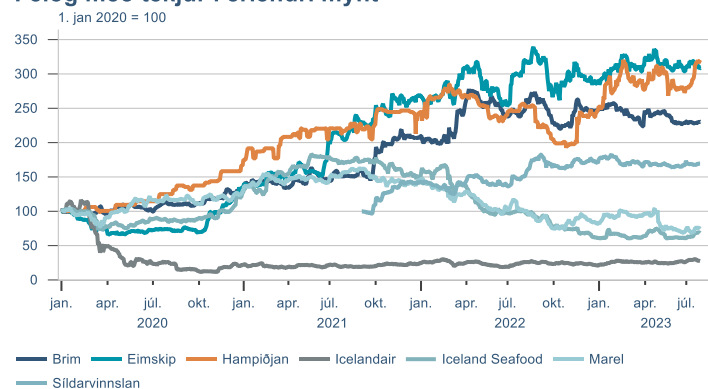


## Vix-vísitölur



# Hlutabréf

## Félög með tekjur í erlendri mynt



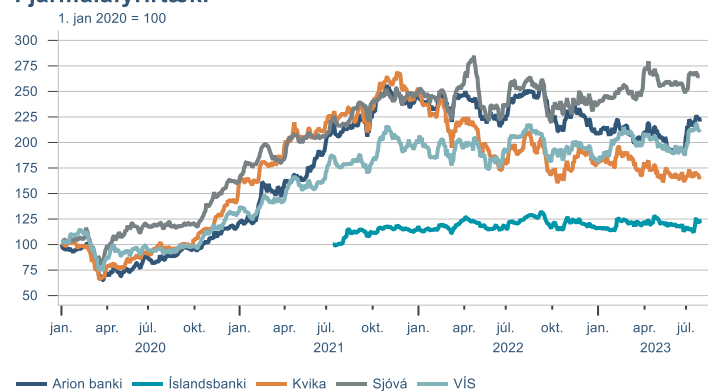
## Heild- og smásala



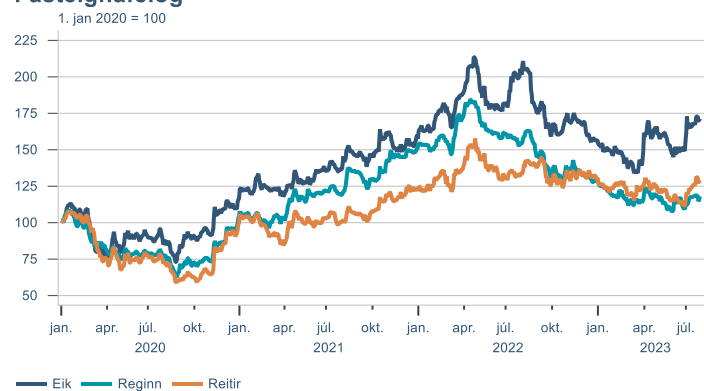
## Tæknifyrirtæki



## Fjármálfyrirtæki

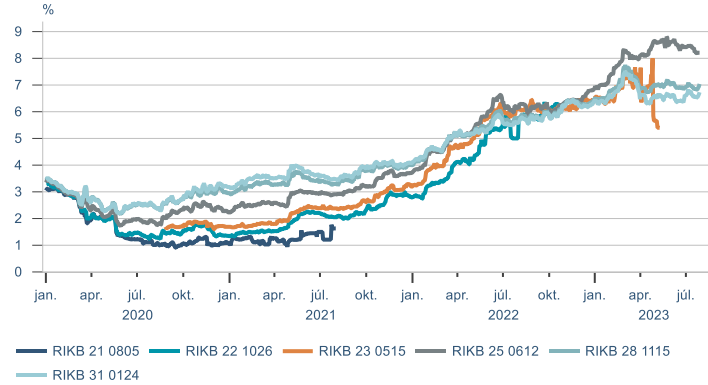


## Fasteignafélög

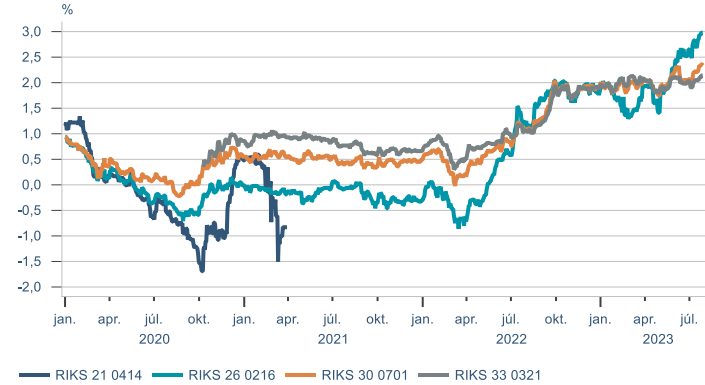


# Skuldabréf

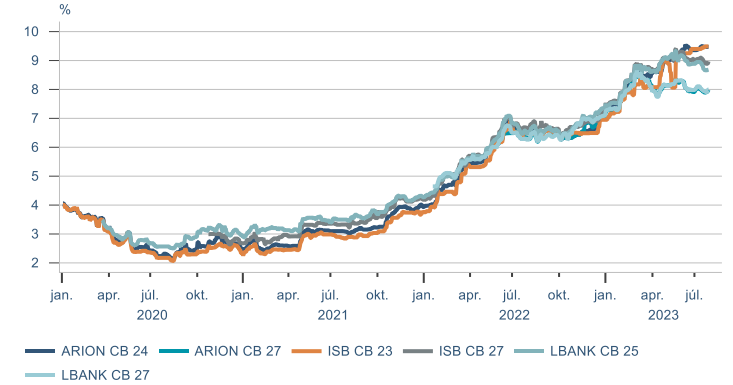
Óverðtryggð ríkisbréf



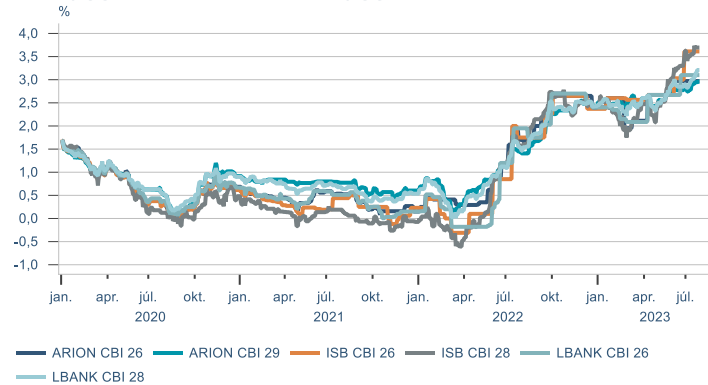
Verðtryggð ríkisbréf



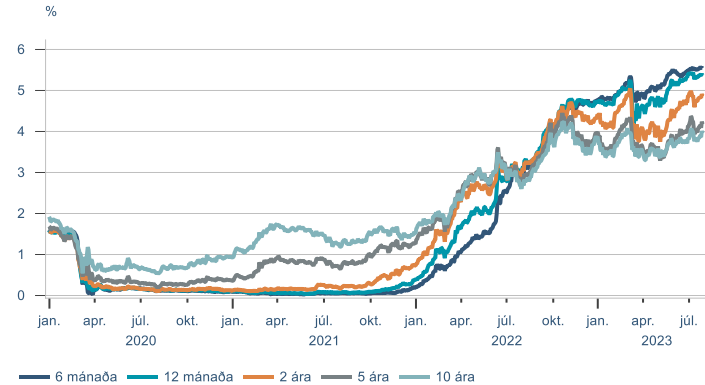
Sértryggð skuldabréf - óverðtryggð



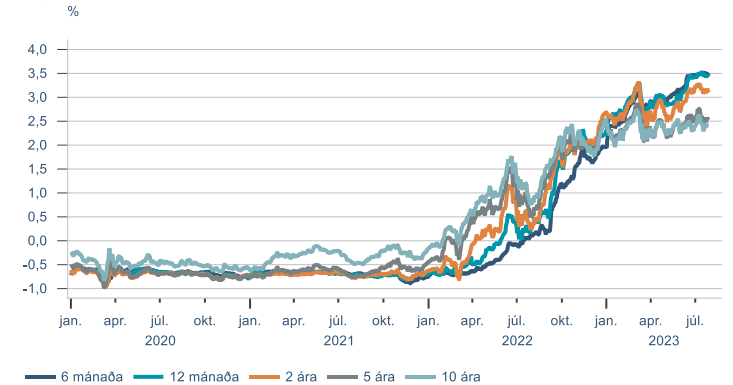
Sértryggð skuldabréf - verðtryggð



Bandarísk ríkisskuldabréf



Þýsk ríkisskuldabréf



# Gjaldeyrir

## Gengi krónunnar



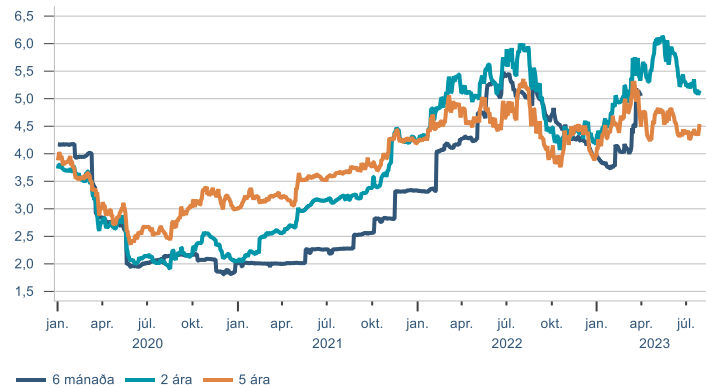
## Gengisvitalan



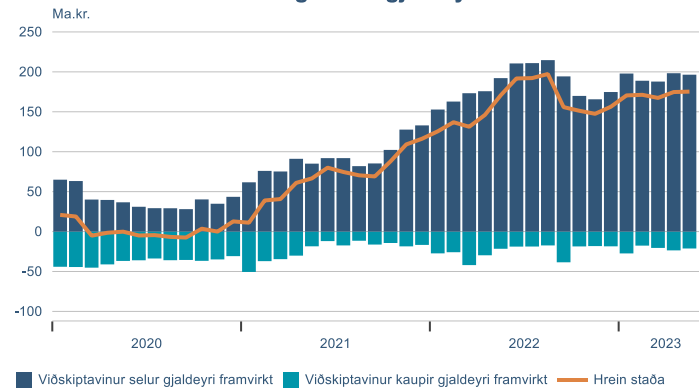
## Inngrip SÍ



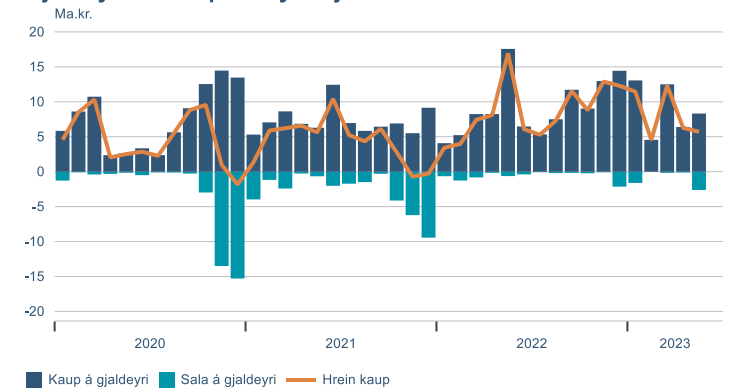
## Vaxtamunur við evru



## Staða framvirkra samninga með gjaldeyri

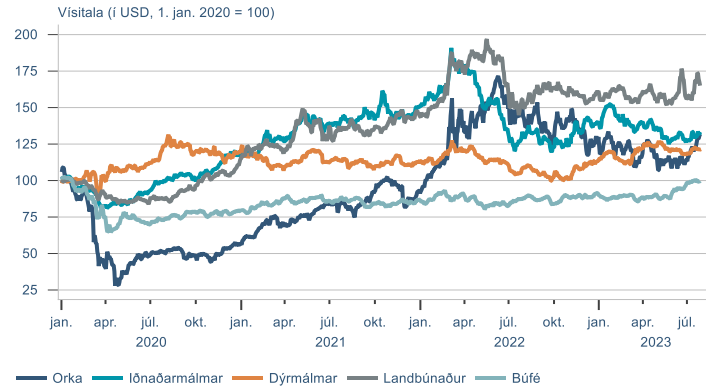


## Gjaldeyrivíðskipti lífeyrissjóða



# Hrávörur

## S&P GSCI hrávörusíðitölur



## Álverð

3 mánaða framvirk verð, LME



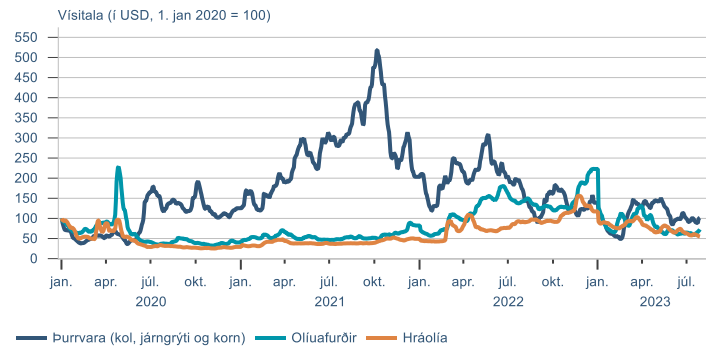
## Heimsmarkaðsverð á olíu

Brent



## Flutningskostnaður

Baltic exchange visitölur





Hlutabréf		ávöxtun			
		Áramót	1M	3M	12M
OMXI10	2443,5	-2,1%	8,5%	-8,0%	-13,7%
OMXI10GI	3069,9	0,6%	8,5%	-8,0%	-11,2%
Alvotek	1300,0	-12,2%	27,5%	-10,3%	19,7%
Brim	80,8	-7,6%	0,5%	-5,2%	-4,9%
Eimskip	528,0	4,2%	1,5%	-7,7%	-0,5%
Hampiðjan	148,0	25,4%	17,5%	2,8%	24,4%
Iceland Seafood	6,7	10,7%	11,7%	-8,8%	-31,6%
Icelandair	2,1	29,0%	6,7%	5,6%	8,9%
Marel	438,0	-10,2%	6,1%	-25,0%	-27,2%
Síldarvinnslan	115,0	-5,0%	1,3%	0,0%	11,7%
Festi	192,0	7,3%	12,3%	-2,3%	-12,4%
Hagar	67,5	-7,5%	3,1%	0,7%	-6,3%
Skeljungur	14,0	-9,0%	16,7%	-2,1%	-17,2%
Ölgerðin	13,0	23,9%	7,9%	0,4%	27,0%
Nova	4,3	0,9%	0,9%	-9,4%	0,7%
Síminn	10,0	-5,6%	1,5%	-13,8%	-10,6%
Sýn	45,4	-24,2%	6,6%	-21,0%	-25,4%
Arion	147,5	4,5%	14,3%	3,5%	-10,1%
Íslandsbanki	118,0	3,5%	6,3%	-4,8%	-1,3%
Kvika	17,0	-8,6%	1,5%	-6,6%	-14,9%
Sjóvá	35,2	11,3%	5,1%	-0,8%	5,0%
VÍS	19,1	16,6%	12,4%	4,9%	3,7%
Eik	12,3	9,5%	12,8%	3,4%	-14,4%
Reginn	25,1	-8,4%	7,3%	-0,4%	-23,5%
Reitir	86,3	-1,3%	15,0%	2,4%	-1,9%

Leiðrétt fyrir arðgreiðslum

Gjaldeyri		ávöxtun			
		áramót	1M	3M	12M
GVT	189,7	-5,1%	-1,8%	-2,2%	1,1%
EUR	144,9	-4,4%	-2,4%	-2,8%	4,5%
USD	131,6	-7,3%	-3,1%	-3,1%	-4,0%
GBP	169,4	-0,9%	-1,4%	0,0%	2,1%
DKK	19,4	-4,6%	-2,5%	-2,8%	4,4%
SEK	12,5	-7,9%	-0,4%	-4,5%	-5,5%
NOK	13,0	-10,0%	3,4%	2,6%	-7,4%
CHF	151,7	-1,4%	0,3%	0,1%	6,6%
JPY	0,94	-12,3%	0,4%	-5,3%	-6,5%

Hlutabréfavitölur		ávöxtun			
		áramót	1M	3M	12M
OMXI10	2443,5	-2,1%	8,5%	-8,0%	-13,7%
OMXN40	2262,5	4,0%	0,4%	-3,7%	4,3%
S&P 500	4582,2	19,3%	4,7%	9,9%	12,5%
FTSE 100	7694,3	3,3%	2,6%	-2,2%	4,8%

Ríkisskuldabréf		krafa	verð	meðalt.	ávöxtun			
					áramót	1M	3M	12M
RIKB 24 0415	9,44%	95,4	0,7	2,2%	0,6%	1,6%	4,0%	
RIKB 25 0612	8,21%	99,6	1,8	1,7%	1,0%	2,8%	2,9%	
RIKB 26 1015	7,73%	97,3	2,8		0,4%	3,0%		
RIKB 28 1115	7,04%	91,2	4,6	1,1%	-0,1%	1,6%	0,1%	
RIKB 31 0124	6,74%	98,6	6,0	1,7%	-0,9%	0,8%	-0,8%	
RIKB 42 0217	6,16%	82,0	12,0	3,1%	-2,6%	-1,8%	-4,5%	
RIKS 26 0216	2,98%	96,4	2,5	4,4%	-0,1%	-1,1%	5,5%	
RIKS 30 0701	2,36%	105,6	6,3	4,8%	-1,0%	-0,9%	1,8%	
RIKS 33 0321	2,14%	107,4	8,5	5,5%	-0,1%	0,2%	0,7%	
RIKS 37 0115	2,01%	88,2	12,5	5,3%	-0,8%	-0,1%	-2,6%	

---

Þessi umfjöllun og/eða samantekt er markaðsefni sem er ætlað til upplýsinga en felur hvorki í sér fjárfestingarráðgjöf né óháða fjárfestingargreiningu. Lagakröfur sem gilda um fjárfestingarráðgjöf og fjárfestingargreiningar eiga því ekki við, þar með talið bann við viðskiptum fyrir dreifingu. Umfjöllunin er unnin út frá opinberum upplýsingum frá aðilum sem Landsbankinn telur áreiðanlega, en bankinn getur ekki ábyrgst réttmæti upplýsinganna. Landsbankinn tekur enga ábyrgð á tjóni sem gæti hlotist af notkun upplýsinganna sem hér eru settar fram.

Upplýsingar um fyrri árangur fjármálagerninga eða -vísitalna sýna nafnávöxtun, nema annað sé tekið fram. Ef árangur byggir á erlendum gjaldmiðli getur ávöxtun aukist eða minnkað vegna gengissveiflna. Árangur í fortíð gefur ekki áreiðanlega vísbendingu um framtíðarárangur. Nánari upplýsingar um fyrri árangur fjármálagerninga og -vísitalna má finna á [vef Landsbankans](#), þ.m.t. um ávöxtun síðastliðinna 5 ára.

Verðbréfi viðskipti fela í sér áhættu og eru lesendur hvattir til að kynna sér [áhættulýsingu vegna viðskipta með fjármálagerninga](#) og [stefnu Landsbankans um hagsmunaárekstra](#) á vef Landsbankans.

Landsbankinn er viðskiptabanki sem starfar samkvæmt lögum nr. 161/2002, um fjármálafyrirtæki, og starfar undir leyfi og eftirliti fjármálaeftirlits Seðlabanka Íslands ([www.fme.is](http://www.fme.is)).