

Vikubyrjun 26. september 2022

Hagfræðideild



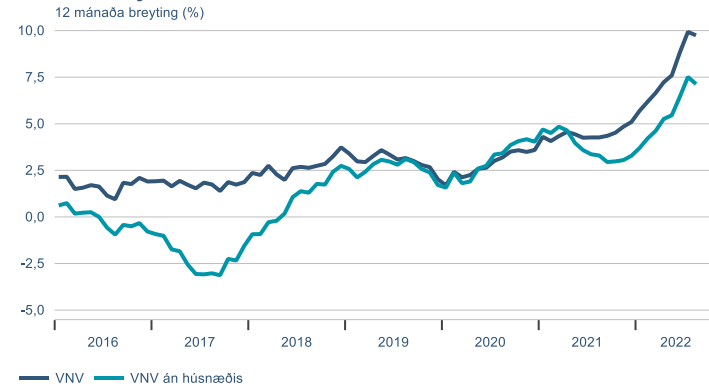
Dagatal

Vikud.	Dag.	kl.	Viðburður	Tímabil	Birtingaraðili
mán	26. sep.		Útboð ríkisvígla		Lánamál ríkisins
þri	27. sep.	9:00	Gjaldþrot og fyrri virkni fyrirtækja	ágú	Hagstofan
		9:00	Meðalrekstrarkostnaður grunnskólanema	2021	Hagstofan
		9:00	Lánasjóðir ríkisins	águ	Seðlabankinn
		9:00	Verðbr., fjárfest.- og fagfjárfestasjóðir	águ	Seðlabankinn
		9:00	Önnur fjármálafyrirtæki	águ	Seðlabankinn
mið	28. sep.	9:00	Vísitala neysliverðs	sep	Hagstofan
			Yfirlýsing fjármálastöðugleikanefndar		Seðlabankinn
			Fjármálastöðugleikiskýrsla		Seðlabankinn
		9:00	Vísitala framleiðsluverðs	ágú	Hagstofan
		9:00	Verðbréfafjárfesting	águ	Seðlabankinn
fös	30. sep.		Hagvísar		Seðlabankinn
		9:00	Gistinætur	ágú	Hagstofan
			Ferðaþjónustan í tölum	sep	Ferðamálastofa
		9:00	Vöruviðskipti (uppfærðar tölur)	jan -águ	Hagstofan
		9:00	Staða markaðsverðbréfa	águ	Seðlabankinn

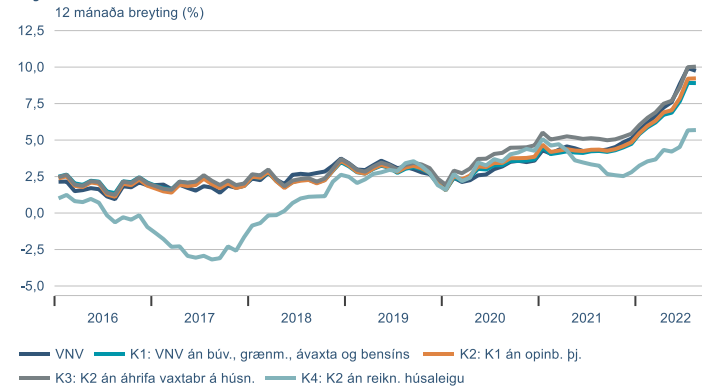
▶ Efnahagsmál

Verðlag

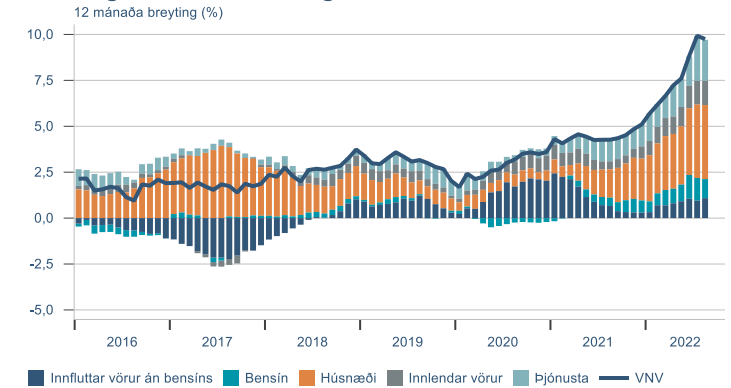
Visitala neysluverðs



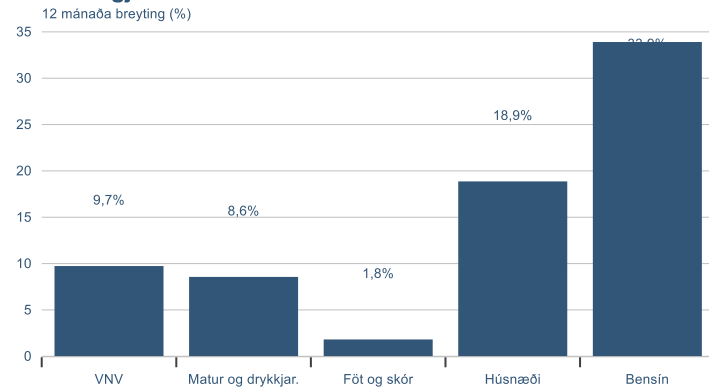
Kjarnavísitölur



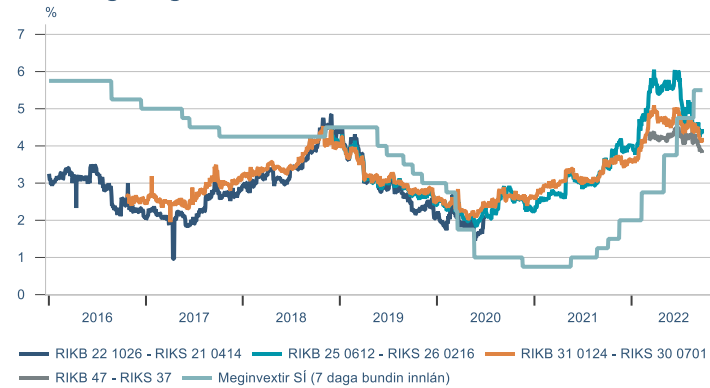
Framlag undirliða verðbólgu



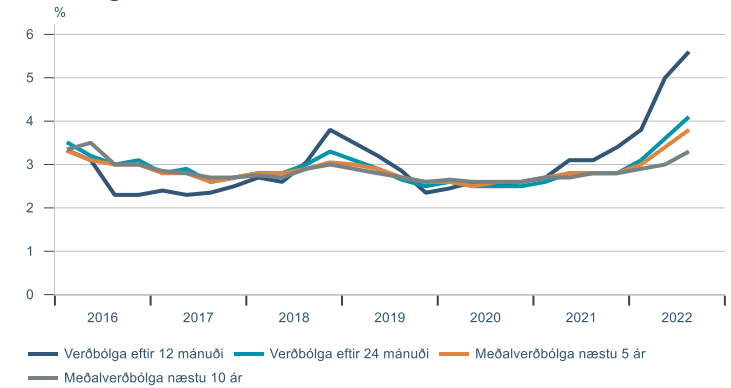
Valdir útgjaldaliðir



Verðbólguálag á skuldabréfamarkaði

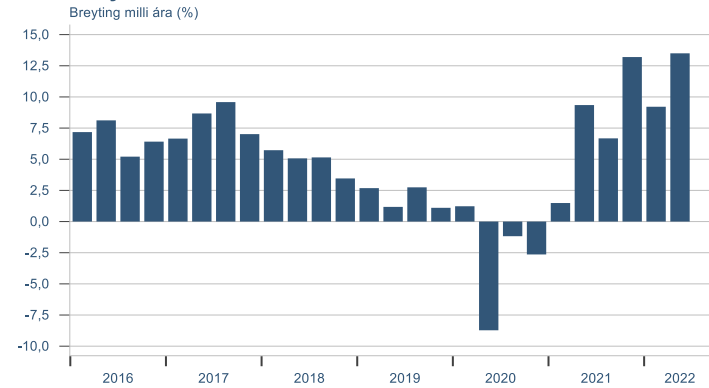


Væntingakönnun markaðsaðila

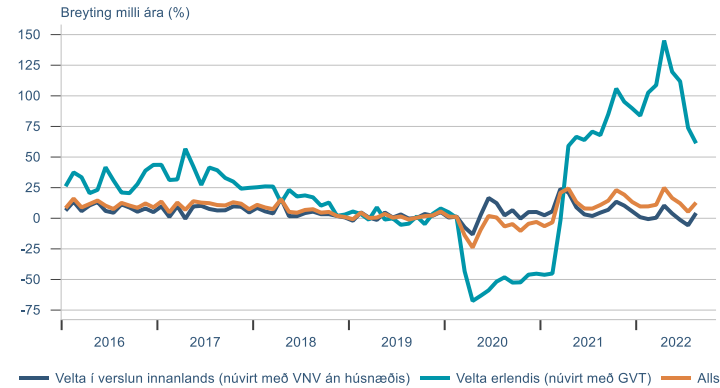


Heimilin

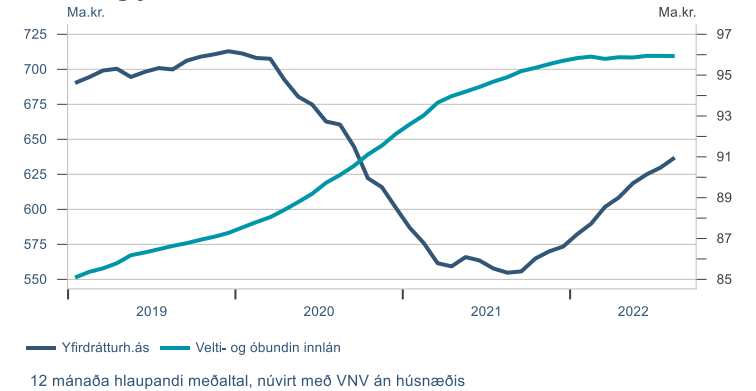
Einkaneysla



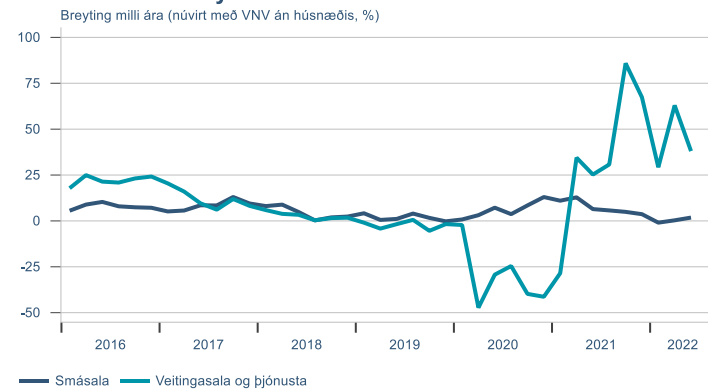
Greiðslukortavelta



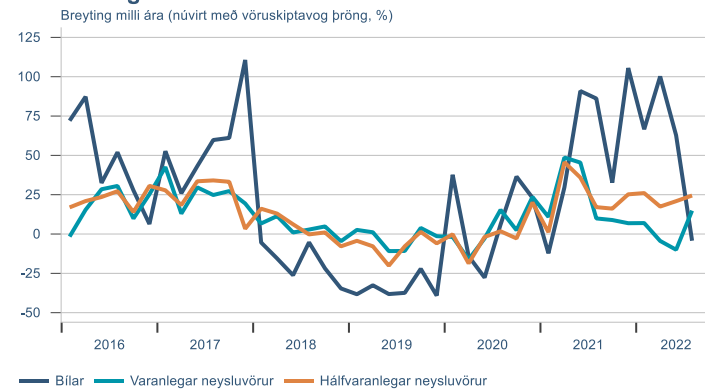
Innlán og yfirdráttur heimilana



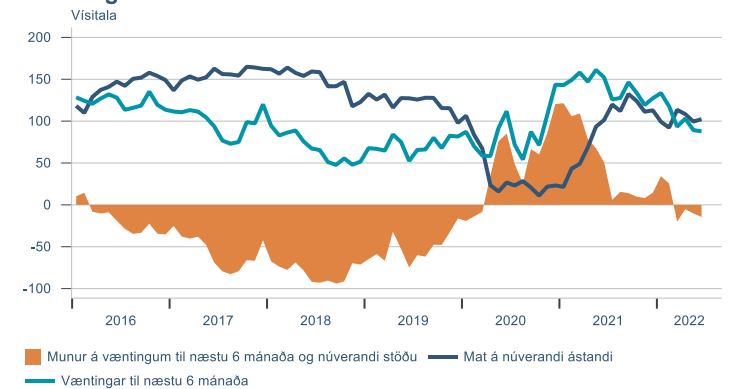
Velta skv. VSK-skýrslum



Innflutningur

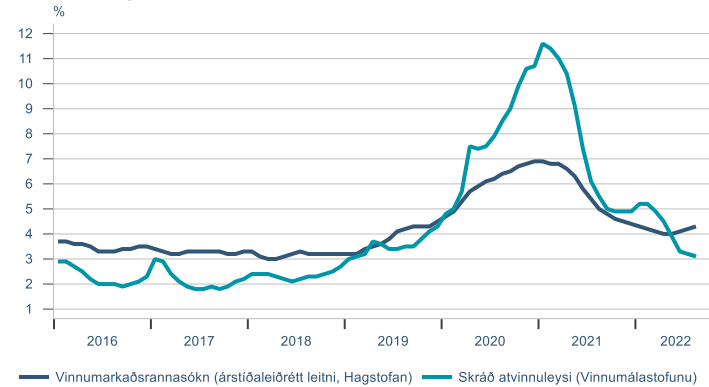


Væntingarvísitala

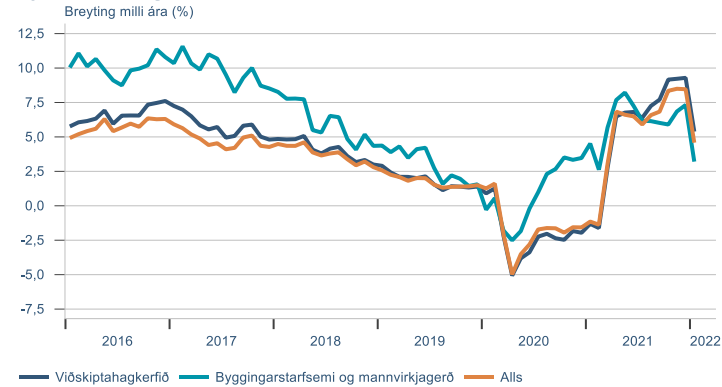


Vinnumarkaðurinn

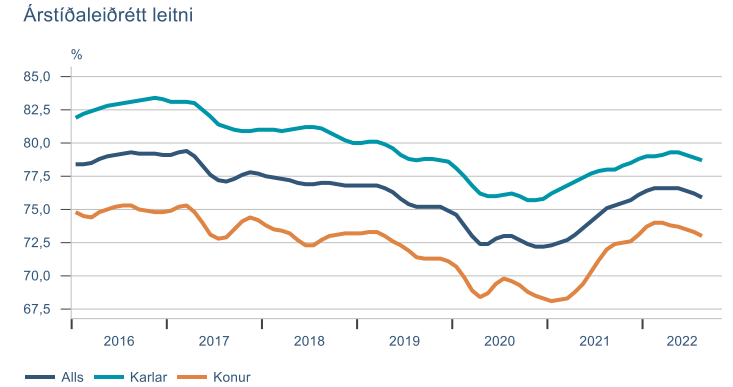
Atvinnuleysi



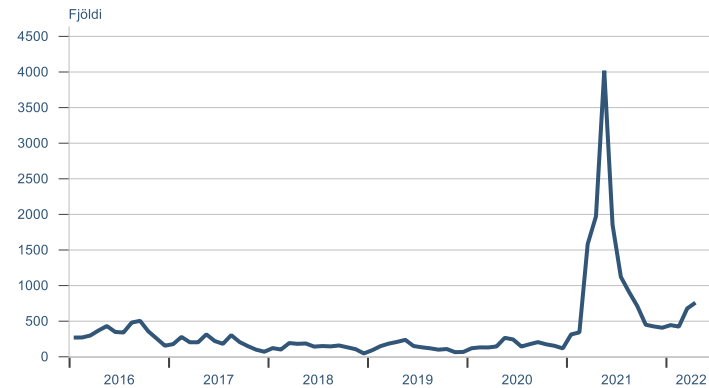
Fjöldi launagreiðenda



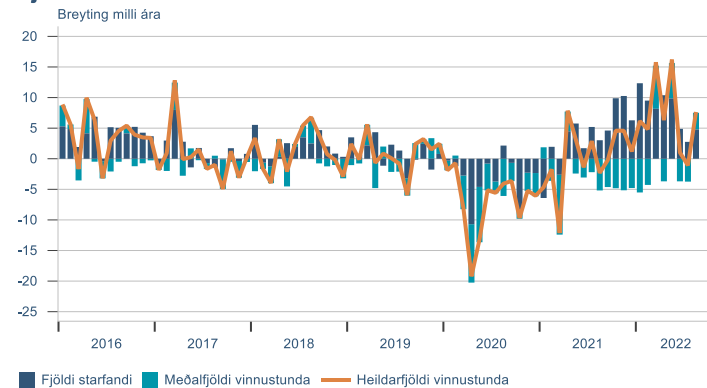
Atvinnuþáttaka



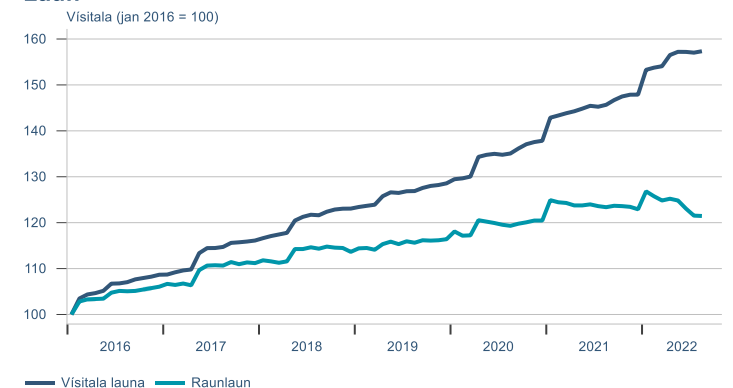
Laus störf



Fjöldi vinnustunda

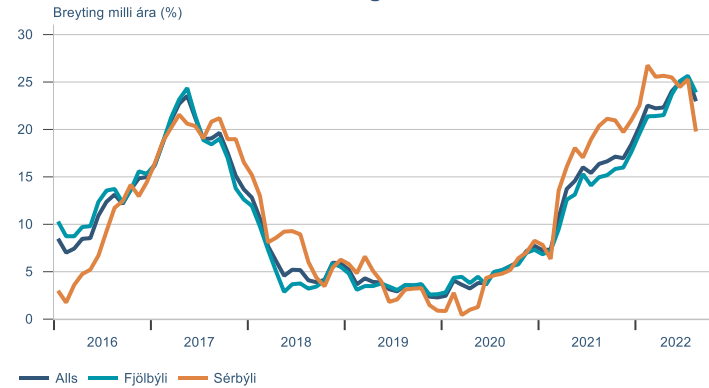


Laun

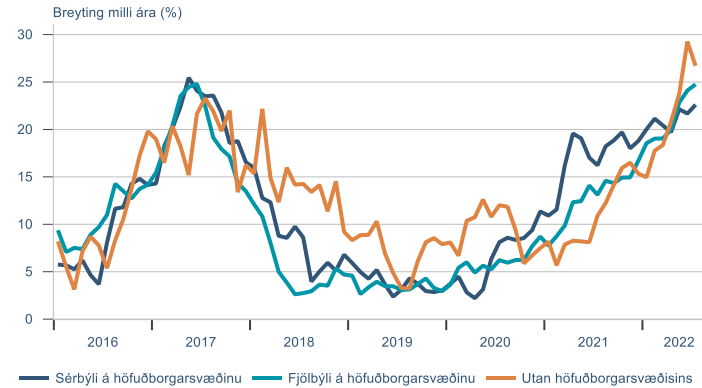


Fasteignamarkaðurinn

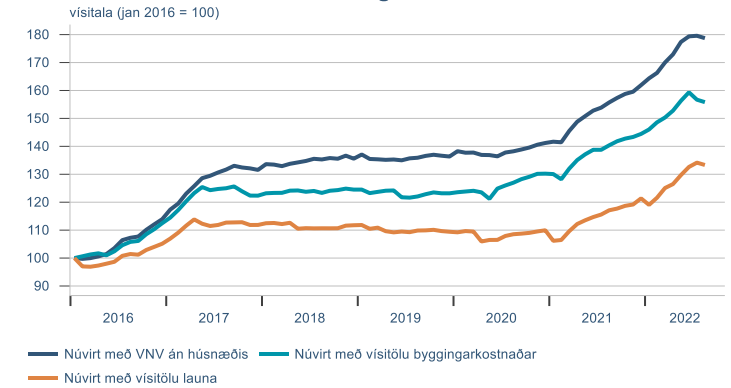
Vísitala íbúðaverðs á höfuðborgarsvæðinu



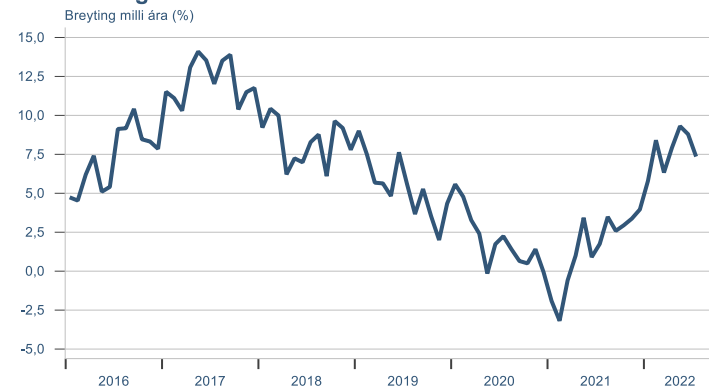
Vísitala markaðsverðs húsnæðis



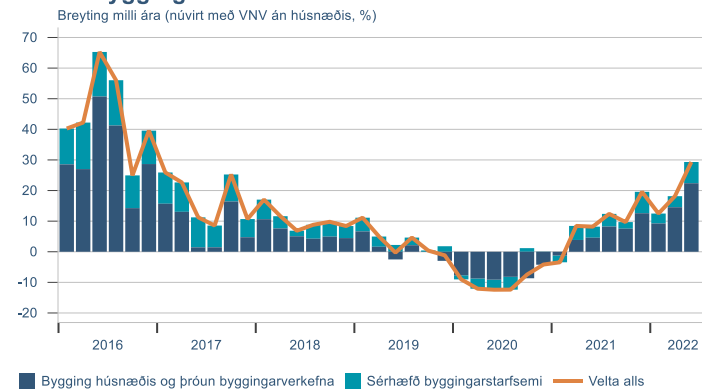
Vísitala íbúðaverðs á höfuðborgarsvæðinu



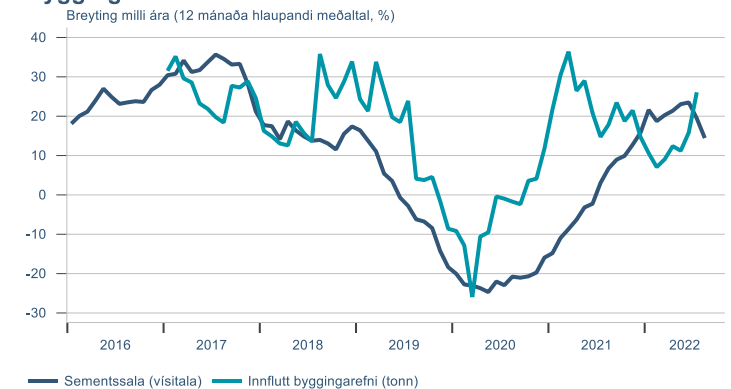
Vísitala leiguverðs



Velta í byggingariðnaði

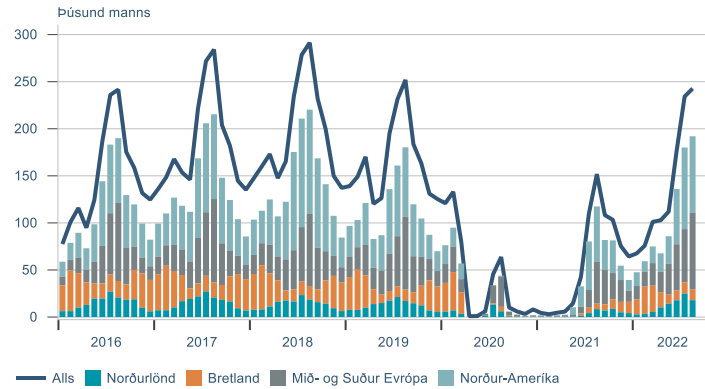


Byggingarvörur



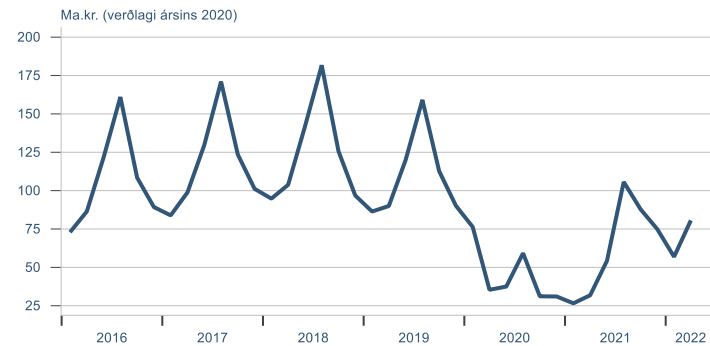
Ferðaþjónustan

Erlendir ferðamenn um Leifstöð



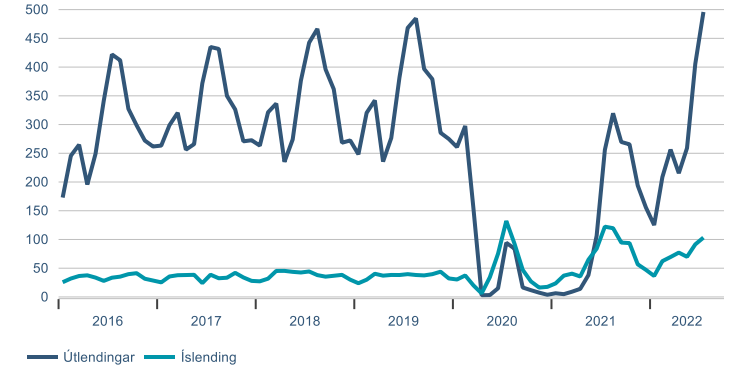
Velta í ferðaþjónustu

Velta á VSK-tímabili (2 mánuðir)



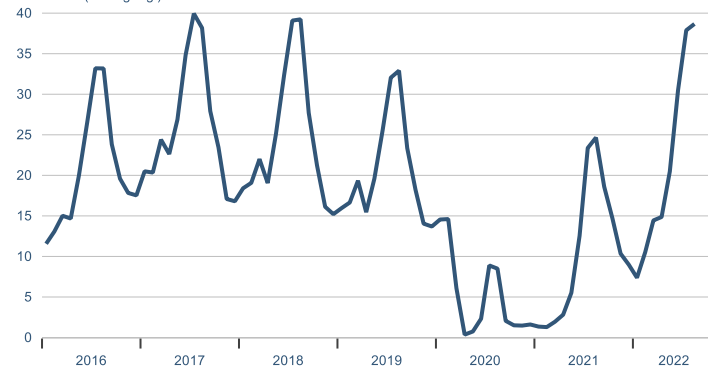
Gistinætur á hótélum

Þúsund nætur



Velta erlendra greiðslukorta

ma.kr. (föstu gengi)

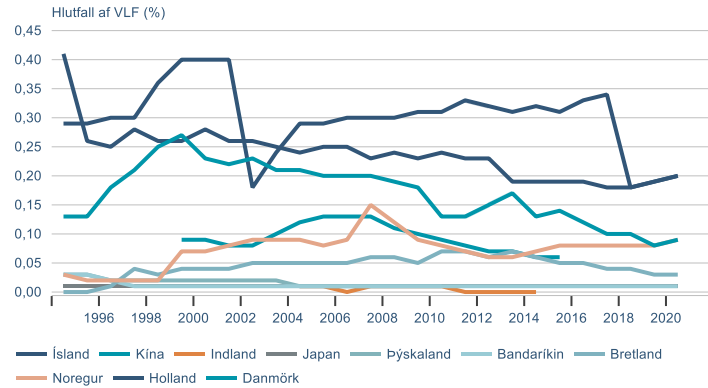


Fjöldi launagreiðenda í ferðaþjónustu

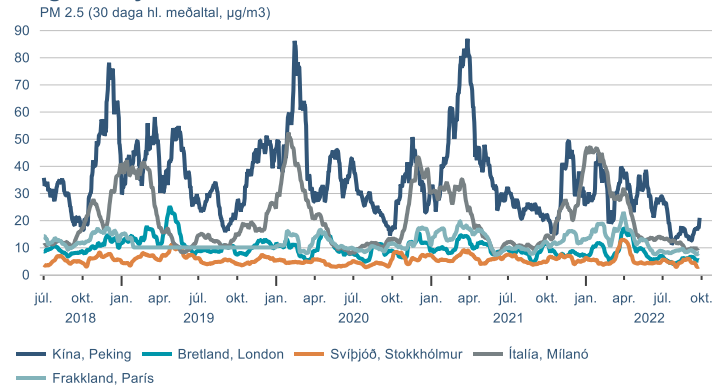


Sjálfbærni

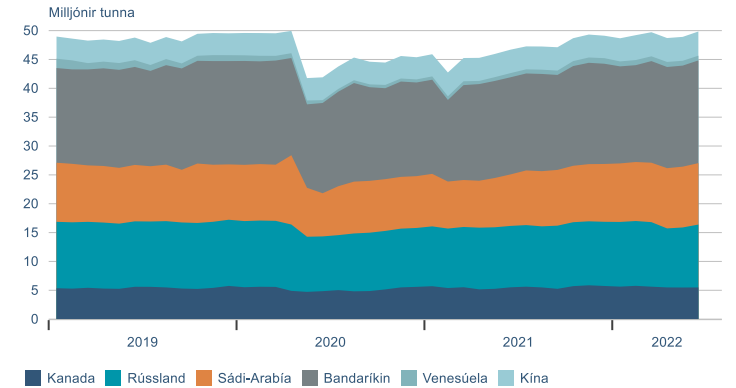
Umhverfisskattur



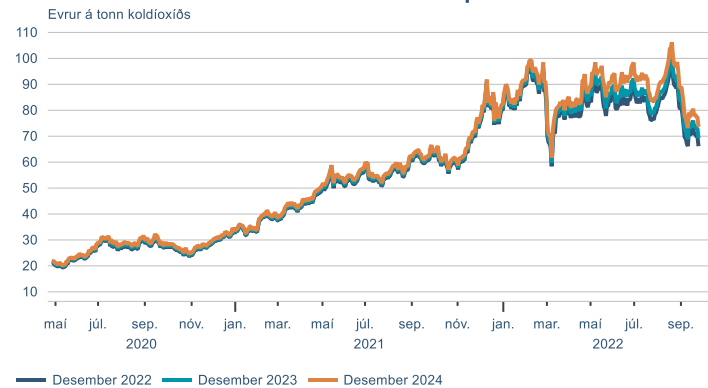
Magn svifryks



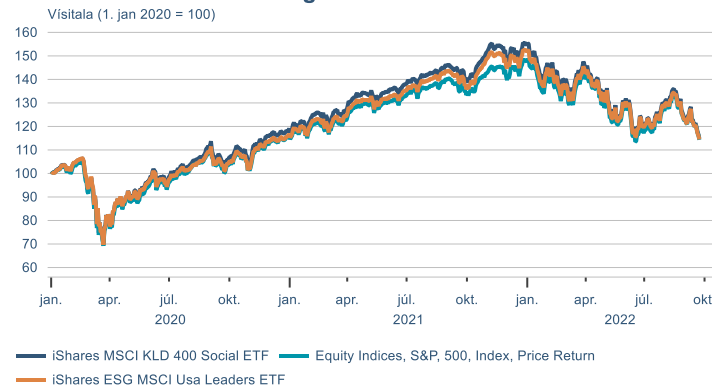
Framleiðsla hráolíu



EUA Losunarheimildir innan ETS viðskiptakerfisins



UFS Hlutabréfavisitölur og S&P 500

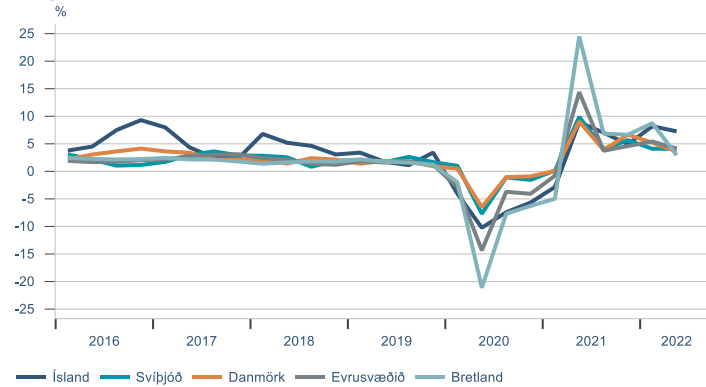


Hlutabréfavisitölur orkufyrirtækja (hluti af Eurofirst 300)

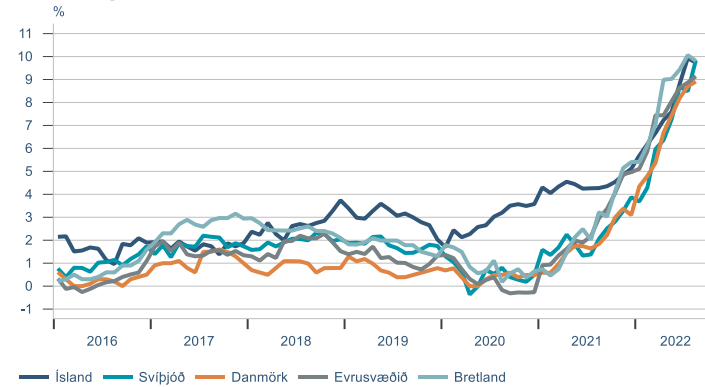


Alþjóðlegur samanburður

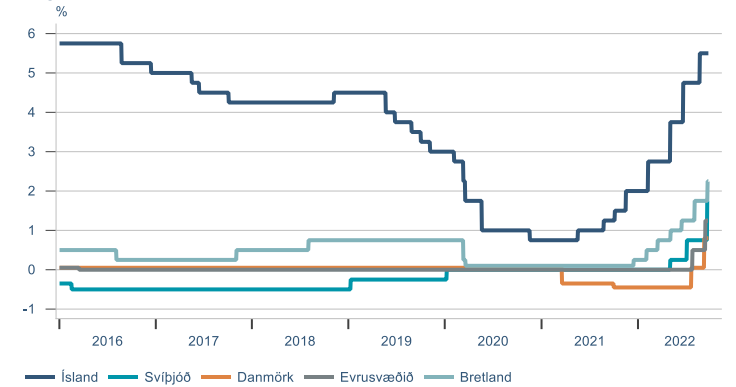
Hagvöxtur



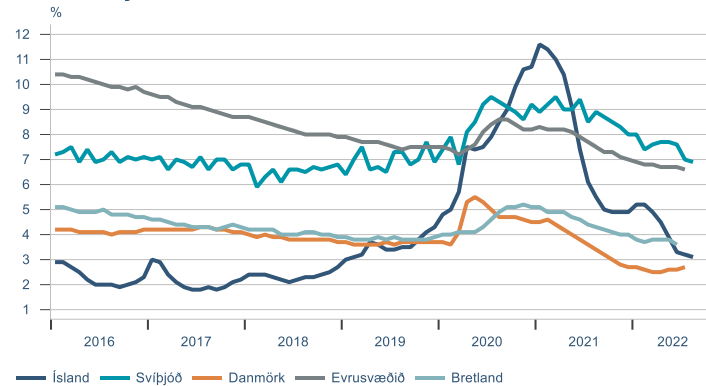
Verðbólga



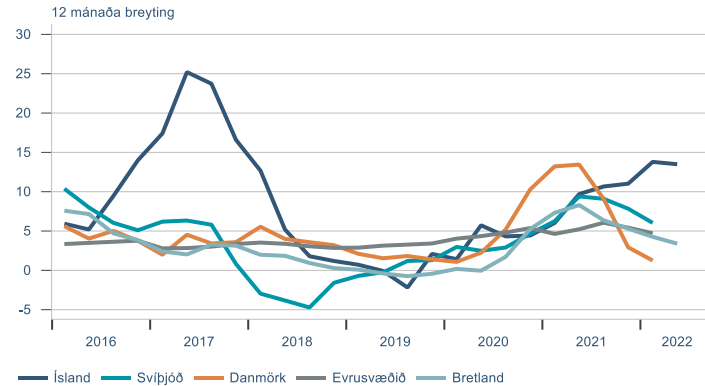
Stýrivextir



Atvinnuleysi



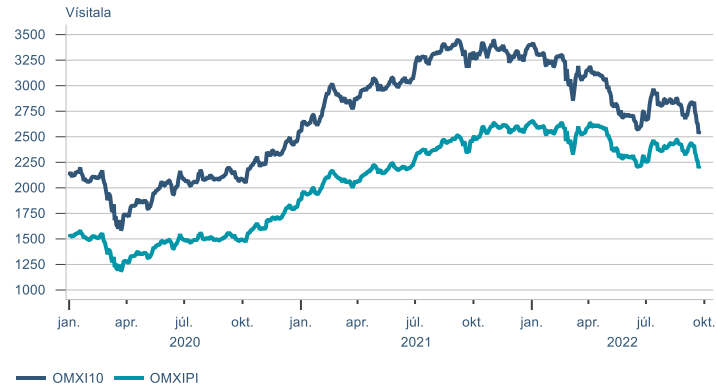
Rauverð íbúða



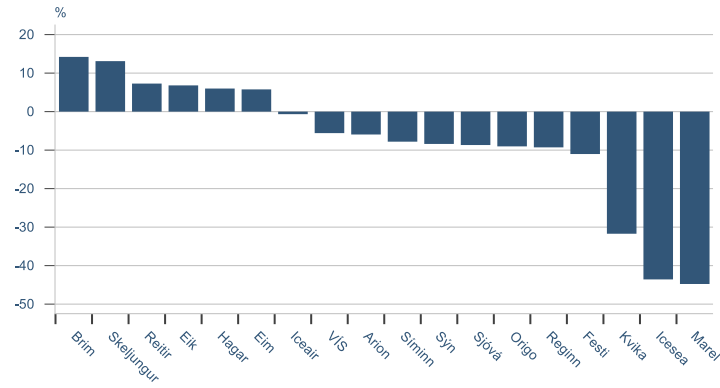
► Fjármálamarkaðir

Hlutabréf

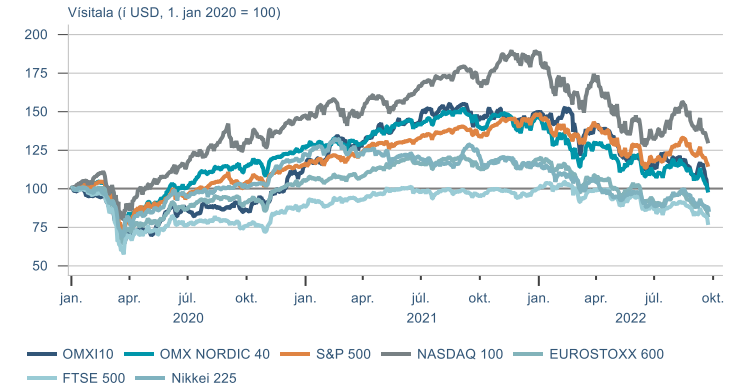
OMX-vísitölur



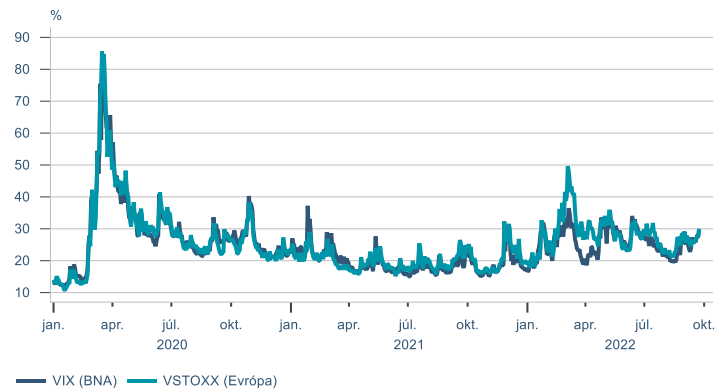
Það sem af er ári



Hlutabréfavisitölur

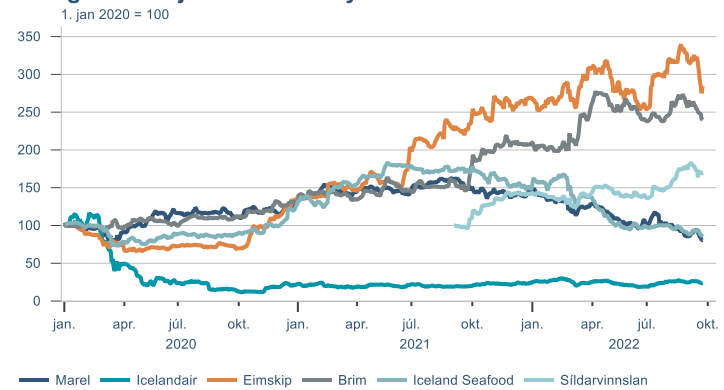


Vix-vísitölur

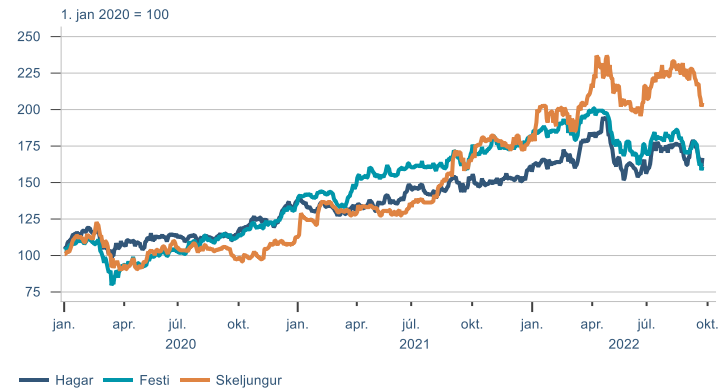


Hlutabréf

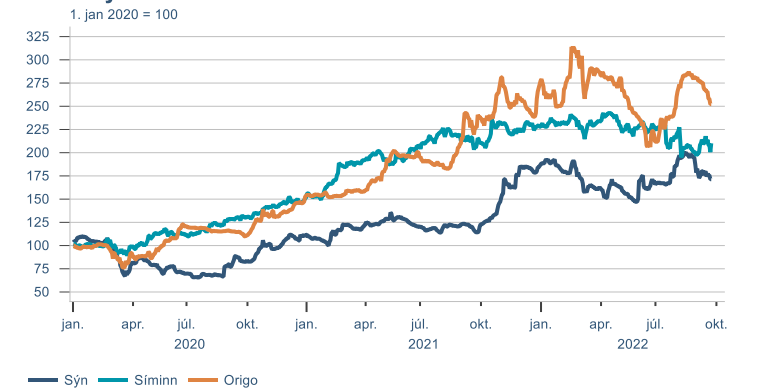
Félög með tekjur í erlendri mynt



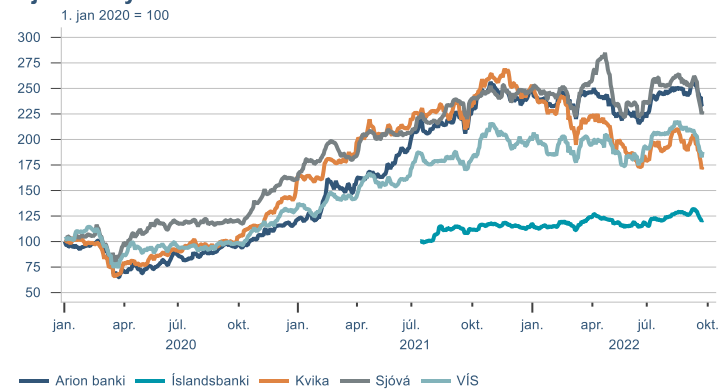
Smásala



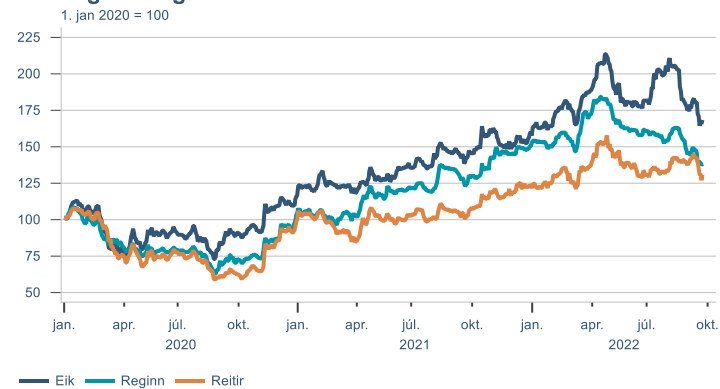
Tæknifyrirtæki



Fjármálfyrirtæki

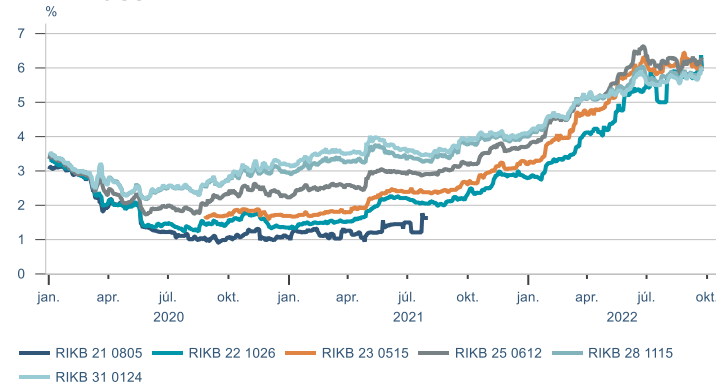


Fasteignafélög

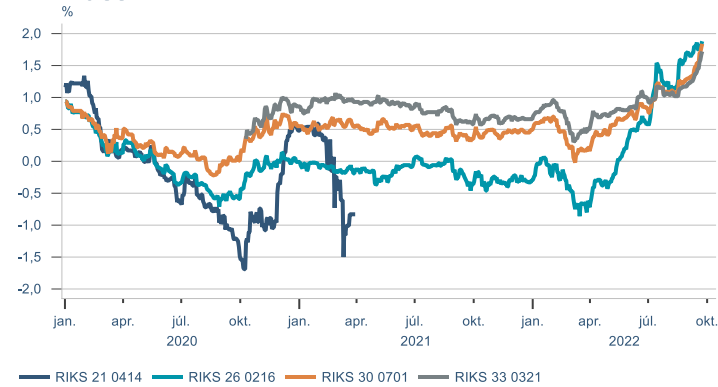


Skuldabréf

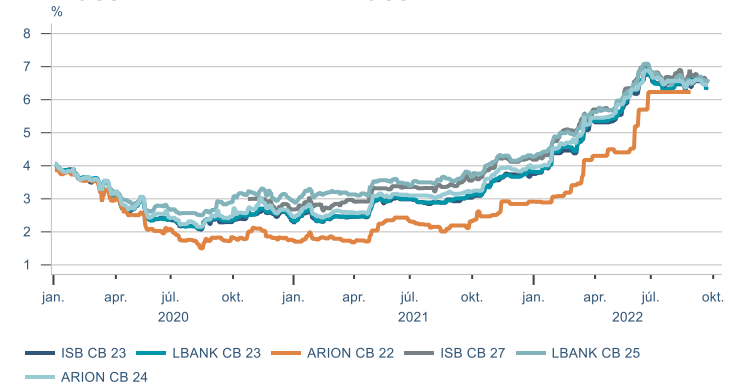
Óverðtryggð ríkisbréf



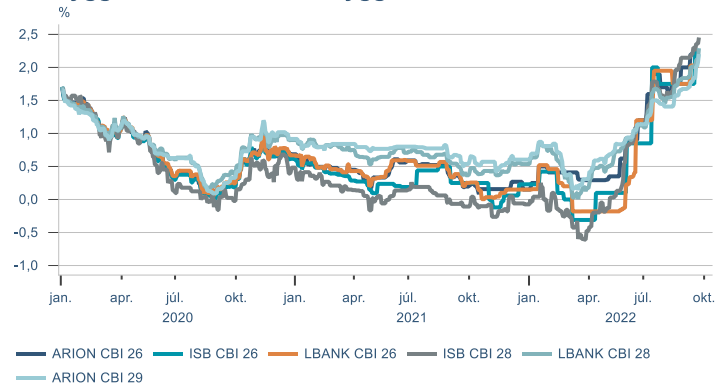
Verðtryggð ríkisbréf



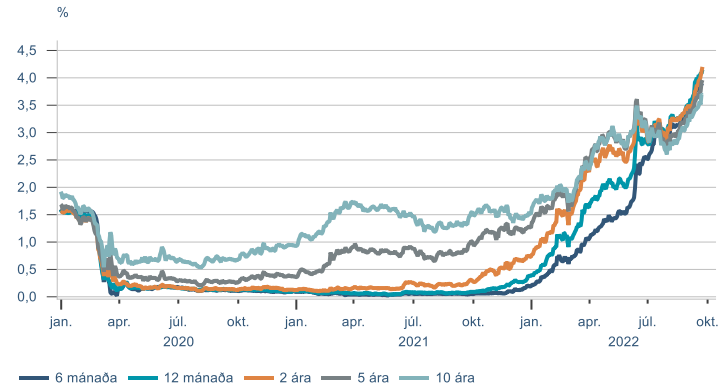
Sértryggð skuldabréf - óverðtryggð



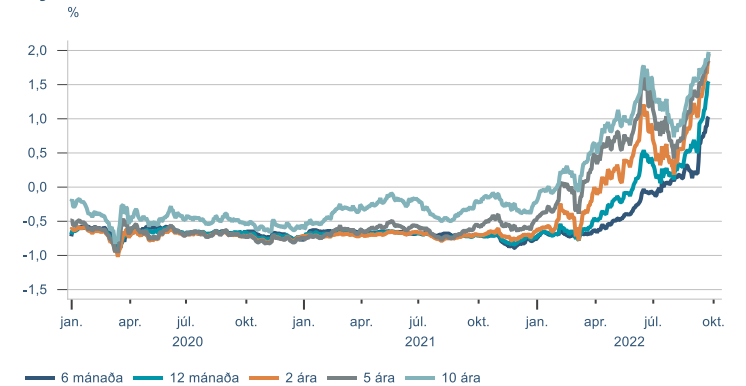
Sértryggð skuldabréf - verðtryggð



Bandarísk ríkisskuldabréf



Þýsk ríkisskuldabréf



Gjaldeyrir

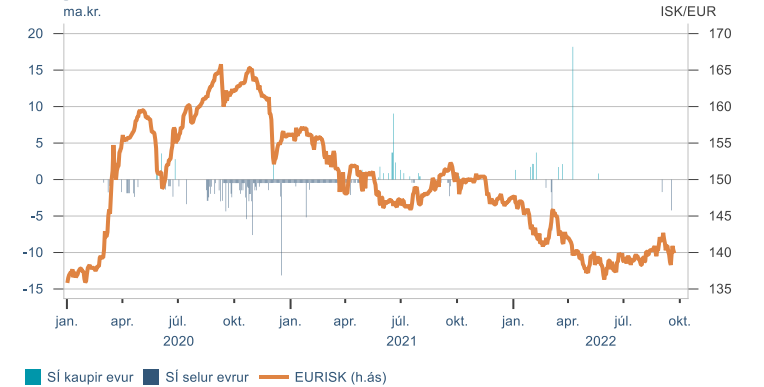
Gengi krónunnar



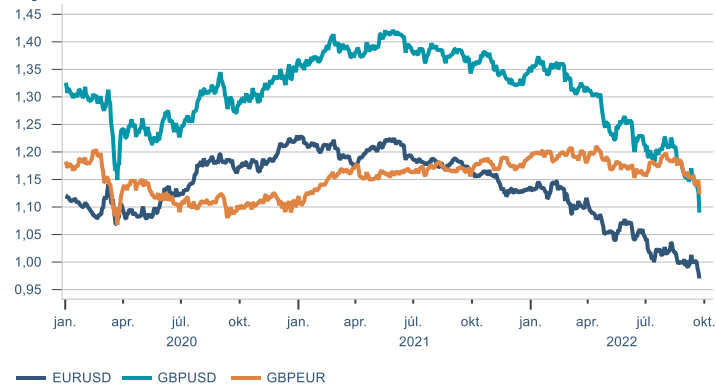
Gengisvísitalan



Inngrip SÍ



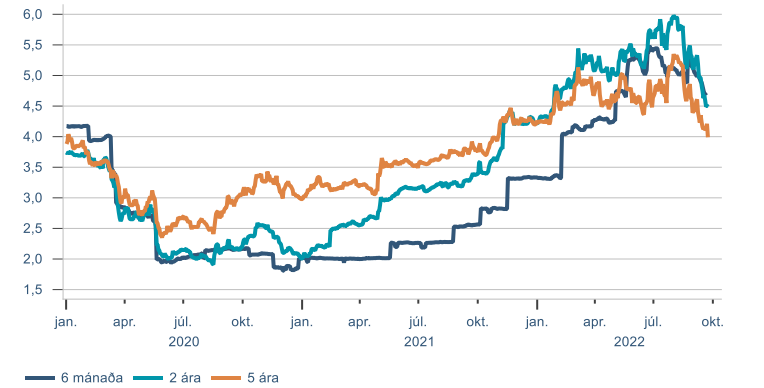
Gjaldmiðlakrossar



Raugengi

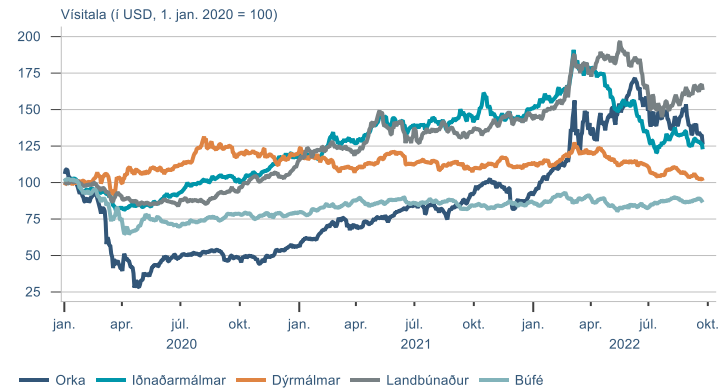


Vaxtamunur við evru



Hrávörur

S&P GSCI hrávörusíðilur



Álverð

3 mánaða framvirk verð, LME



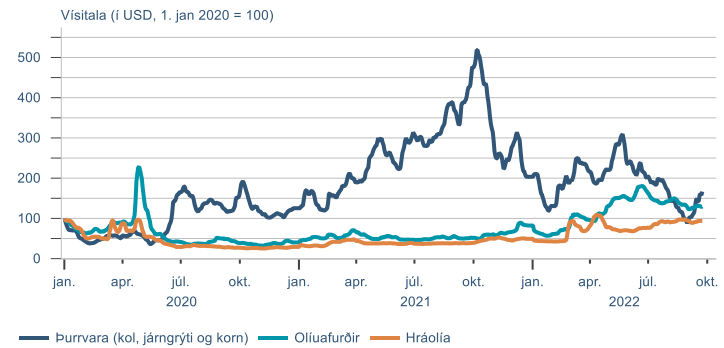
Heimsmarkaðsverð á olíu

Brent



Flutningskostnaður

Baltic exchange visitölur



Hlutabréf

		Áramót	1M	3M	12M
OMXI10	2555,0	-24,8%	-9,3%	-1,9%	-19,6%
Brim	87,0	14,2%	-11,2%	-0,6%	62,0%
Eimskip	515,0	4,6%	-16,3%	10,5%	24,0%
Icelandair	1,8	-0,7%	-8,0%	26,8%	23,8%
Iceland Seafood	8,4	-43,6%	-12,1%	-12,1%	-50,9%
Marel	478,0	-44,8%	-12,5%	-18,2%	-45,3%
Síldarvinnslan	117,0	18,2%	-3,3%	23,2%	75,5%
Festi	197,0	-11,0%	-11,3%	-4,4%	1,1%
Hagar	69,5	3,0%	-4,1%	5,3%	11,2%
Skeljungur	15,8	13,1%	-8,7%	3,3%	25,5%
Nova	4,1		-13,1%	-8,8%	
Origo	65,5	-9,0%	-11,5%	22,4%	11,0%
Síminn	11,0	-7,8%	0,9%	-6,0%	2,4%
Sýn	60,0	-8,4%	-11,8%	4,3%	50,0%
Arion	165,0	-5,9%	-7,3%	6,5%	10,6%
Íslandsbanki	124,2	3,2%	-5,9%	5,6%	12,1%
Kvika	18,3	-31,7%	-13,3%	0,0%	-18,3%
Sjóvá	31,8	-16,3%	-12,6%	1,6%	-9,7%
VÍS	17,4	-5,6%	-11,7%	5,5%	10,1%
Eik	12,7	6,8%	-10,6%	-5,2%	18,4%
Reginn	29,4	-9,3%	-12,5%	-12,5%	10,9%
Reitir	89,5	5,3%	-7,3%	0,6%	25,2%
Alvotek	1020,0		-16,0%	-23,4%	
Ölgerðin	10,8		3,3%	14,6%	

Heimild: Kodiak

Gjaldeyri

		áramót	1M	3M	12M
GVT	188,3	-3,7%	-1,0%	1,0%	-5,2%
EUR	139,9	-5,2%	-0,1%	0,0%	-7,8%
USD	143,5	10,0%	1,6%	7,6%	10,8%
GBP	158,7	-9,7%	-4,5%	-2,7%	-10,6%
DKK	18,8	-5,2%	-0,1%	0,0%	-7,8%
SEK	12,8	-11,1%	-3,2%	-2,1%	-14,5%
NOK	13,7	-7,5%	-4,9%	2,4%	-9,1%
CHF	146,2	2,4%	0,2%	5,9%	4,4%
JPY	1,00	-11,4%	-2,4%	1,9%	-14,7%

Heimild: Kodiak

Ríkisskuldabréf

	krafa	verð	meðalt.	ávöxtun			
				áramót	1M	3M	12M
RIKB 22 1026	5,86%	100,1	0,1	1,8%	0,5%	1,3%	1,9%
RIKB 23 0515	6,15%	97,2	0,6	0,6%	0,4%	1,6%	0,6%
RIKB 24 0415	6,31%	94,5	1,5	-1,5%	0,1%	1,8%	-2,0%
RIKB 25 0612	6,23%	104,2	2,5	-2,8%	-0,2%	2,4%	-3,3%
RIKB 28 1115	5,90%	95,4	5,2	-6,4%	-0,3%	2,0%	-6,2%
RIKB 31 0124	5,95%	103,5	6,5	-8,2%	-1,1%	1,0%	-8,0%
RIKB 42 0217	5,43%	89,0	12,6		-2,3%	2,6%	
RIKS 26 0216	1,88%	98,8	3,3	0,3%	-0,5%	-1,0%	1,6%
RIKS 30 0701	1,83%	110,2	7,0	-1,1%	-3,6%	-3,7%	-0,5%
RIKS 33 0321	1,72%	112,2	9,1	-1,1%	-4,4%	-3,2%	-0,1%
RIKS 37 0115	1,62%	92,2	13,3		-6,3%	-4,3%	

Heimild: Kodiak

Hlutabréfavitölur

		áramót	1M	3M	n
OMXI10	2555,0	-24,8%	-9,3%	-1,9%	-19,6%
OMXN40	1907,0	-22,1%	-10,0%	-2,5%	-20,2%
S&P 500	3693,2	-22,5%	-10,5%	-2,7%	-17,0%
FTSE 100	7018,6	-5,0%	-6,3%	0,0%	-0,8%

Heimild: Macrobond

Innihald og form skjals þessa er unnið af starfsmönnum Hagfræðideildar Landsbankans hf. (hagfraedideild@landsbankinn.is) og byggist á aðgengilegum opinberum upplýsingum á þeim tíma sem greiningin var unnin. Mat á þeim upplýsingum endurspeglar skoðanir starfsmanna Hagfræðideildar Landsbankans á þeim degi þegar greiningin er dagsett, en þær geta breyst án fyrirvara.

Landsbankinn hf. og starfsfólk hans taka ekki ábyrgð á viðskiptum sem byggð eru á þeim upplýsingum og skoðunum sem hér eru settar fram.

Bent skal á að Landsbankinn hf. getur á hverjum tíma haft beinna eða óbeinna hagsmuna að gæta, ýmist sjálfur, dótturfélög hans eða fyrir hönd viðskiptamanna, s.s. sem fjárfestir, lánardrottinn eða þjónustuaðili. Greiningar eru engu að síður unnar sjálfstætt af Hagfræðideild Landsbankans og innan Landsbankans eru í gildi reglur um aðskilnað starfssviða sem eru aðgengilegar á vef bankans.