



Vikubyrjun

22. mars 2021

Hagfræðideild



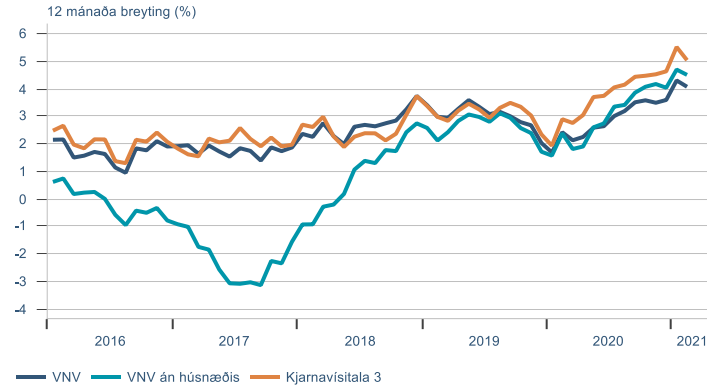
▶ Efnahagsmál

Verðlag

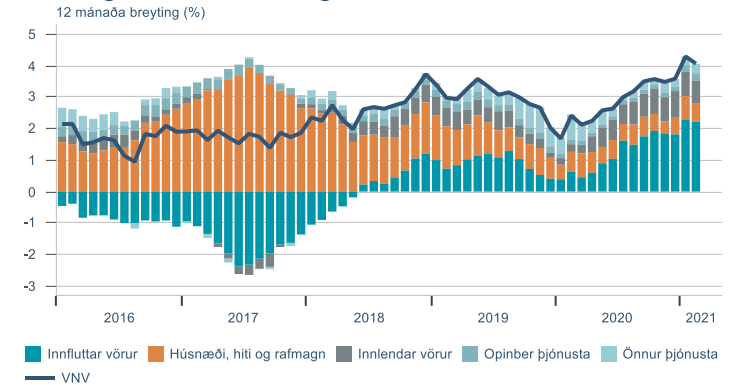
Visitala neysluverðs



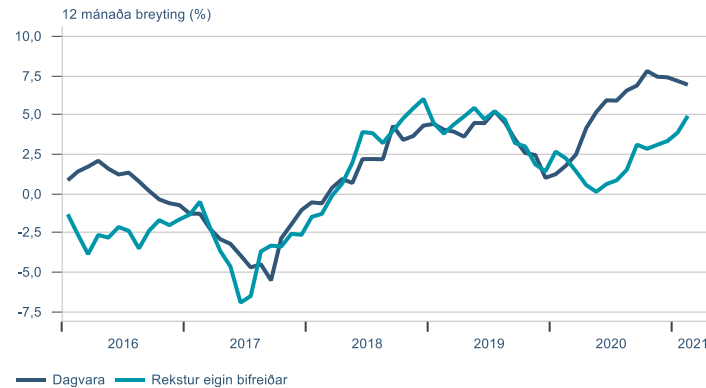
Mismunandi mælikvarðar



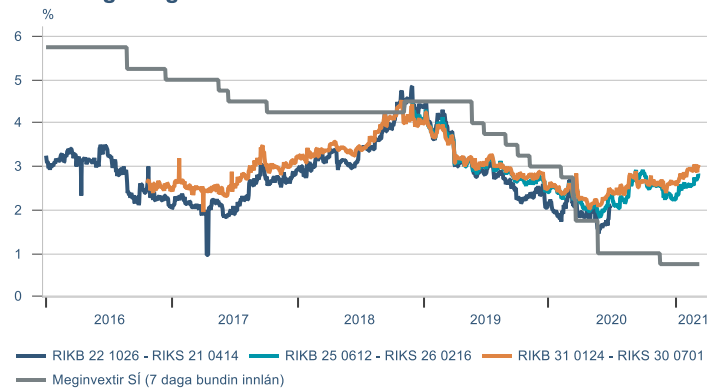
Framlag undirliða verðbólgu



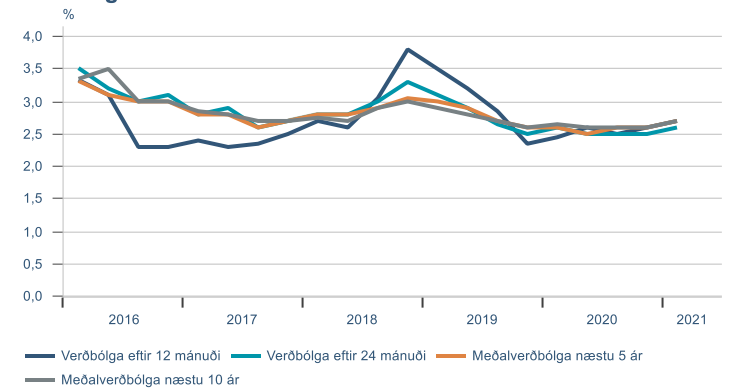
Valdir undirliðir



Verðbólguálag á skuldabréfamarkaði

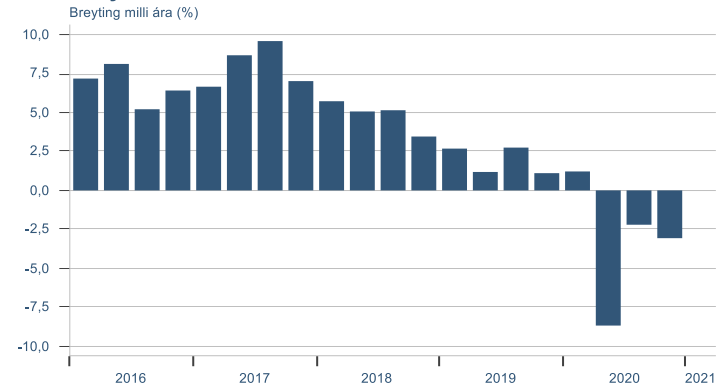


Væntingakönnun markaðsaðila

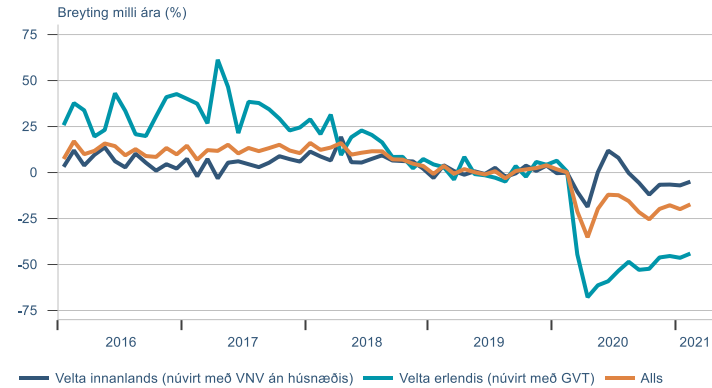


Heimilin

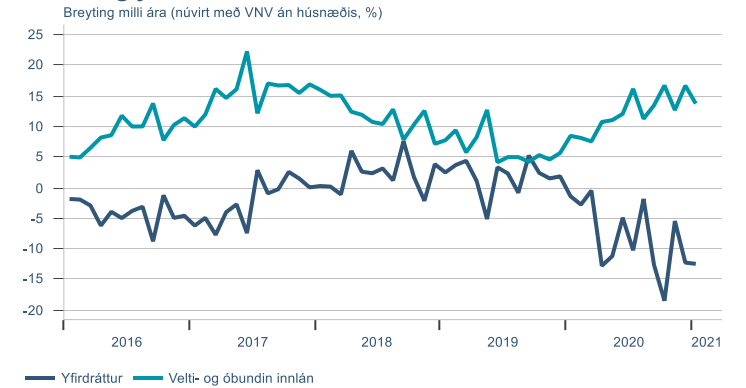
Einkaneysla



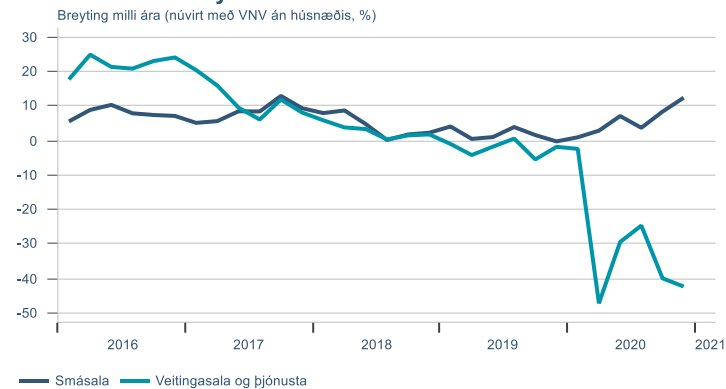
Greiðslukortavelta



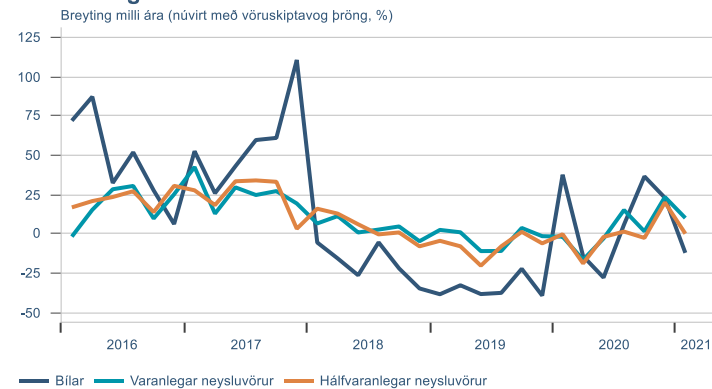
Innlán og yfirdráttur heimilana



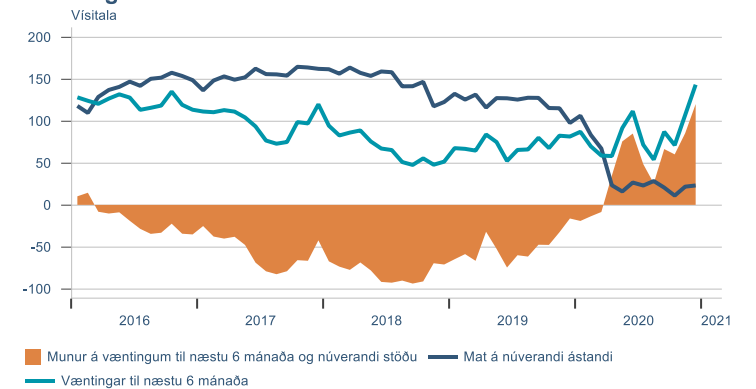
Velta skv. VSK-skýrslum



Innflutningur

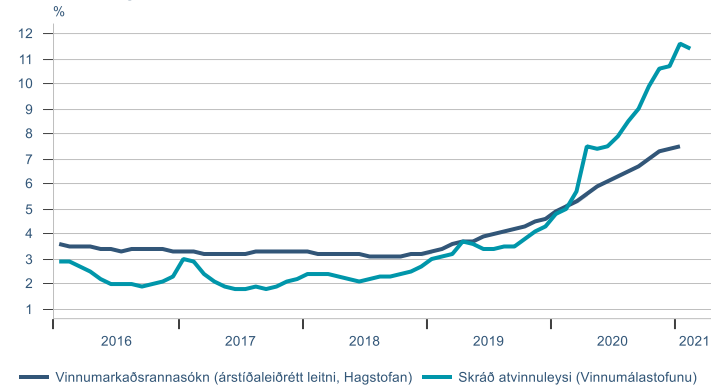


Væntingarvísitala

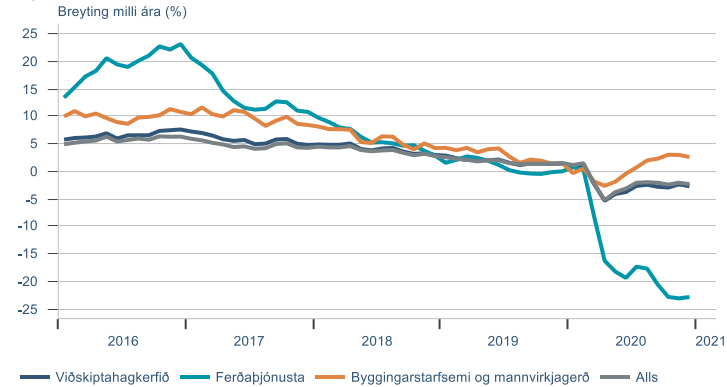


Vinnumarkaðurinn

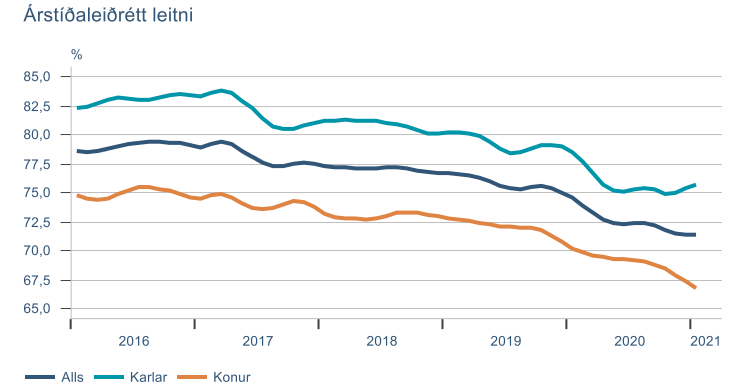
Atvinnuleysi



Fjöldi starfandi



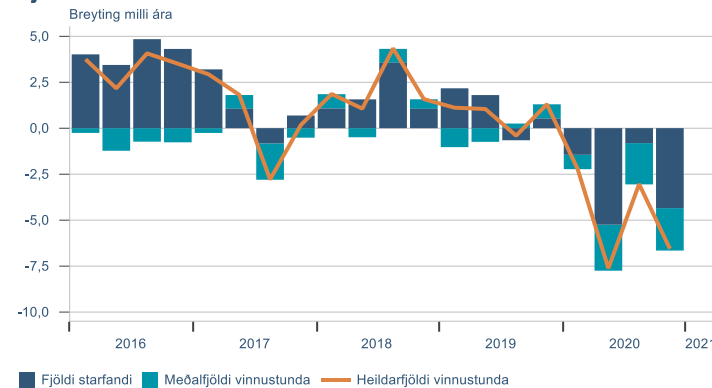
Atvinnuþáttaka



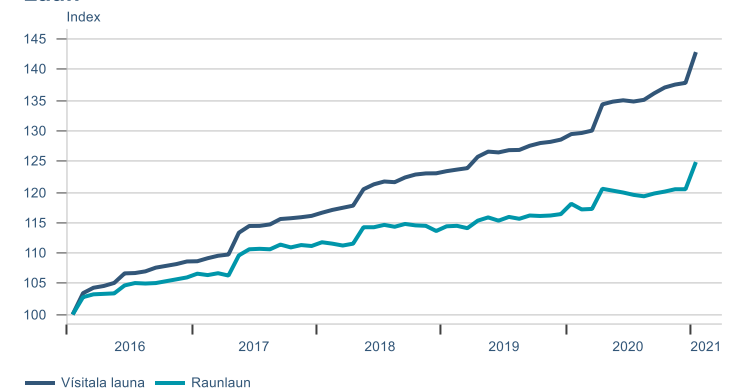
Laus störf



Fjöldi vinnustunda

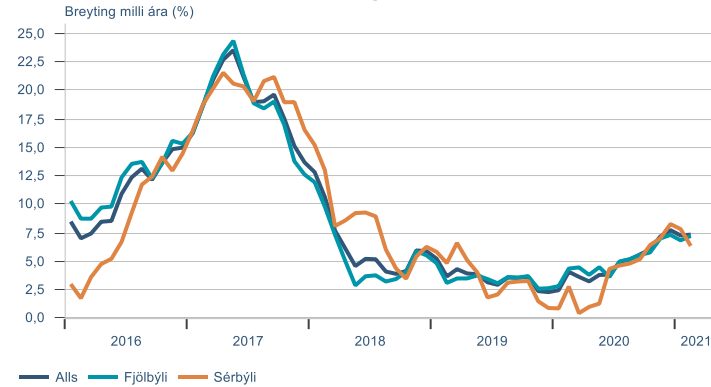


Laun

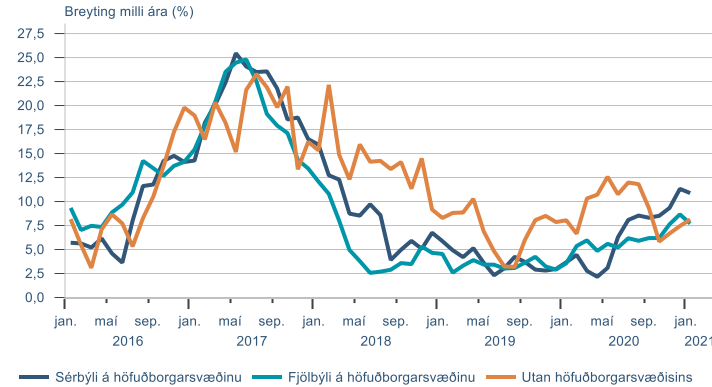


Fasteignamarkaðurinn

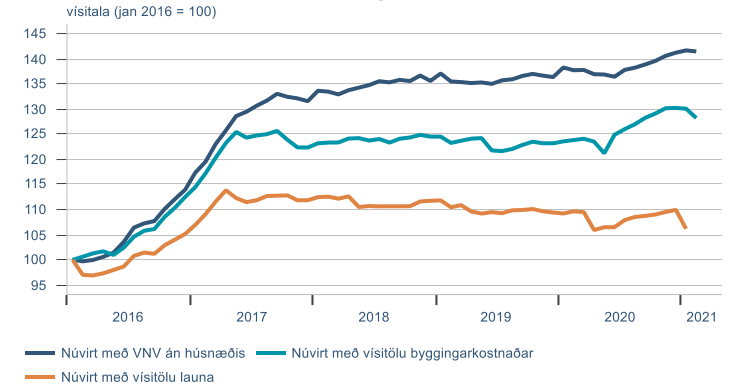
Vísitala íbúðaverðs á höfuðborgarsvæðinu



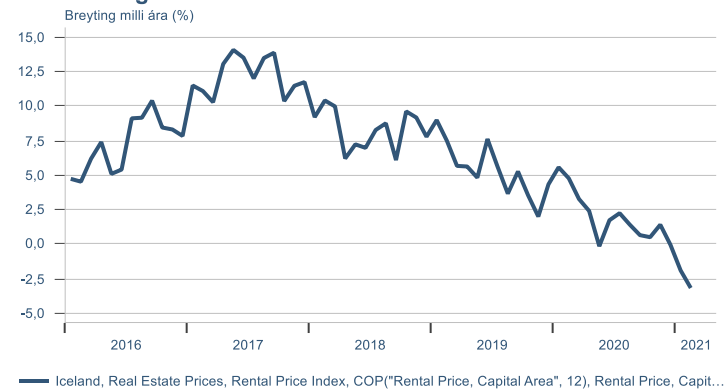
Vísitala markaðsverðs húsnæðis



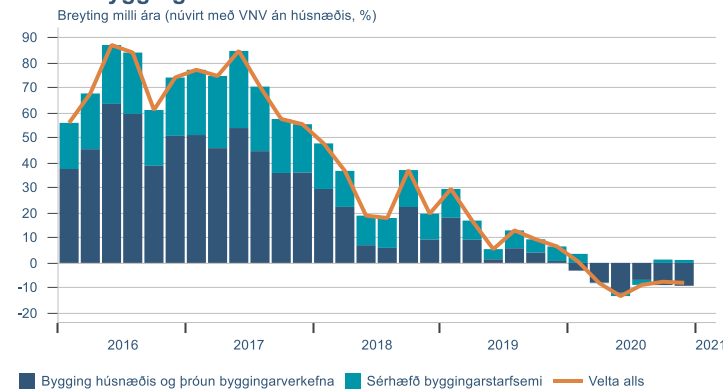
Vísitala íbúðaverðs á höfuðborgarsvæðinu



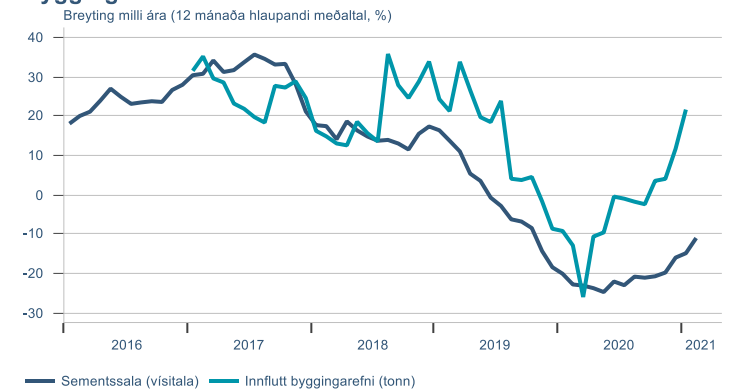
Vísitala leiguverðs



Velta í byggingariðnaði

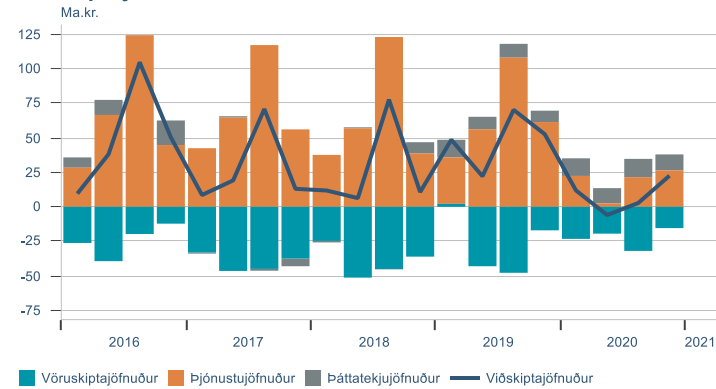


Byggingarvörur

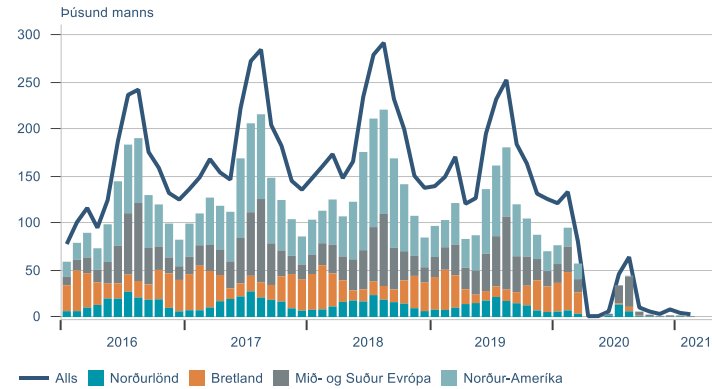


Utanríkisviðskipti

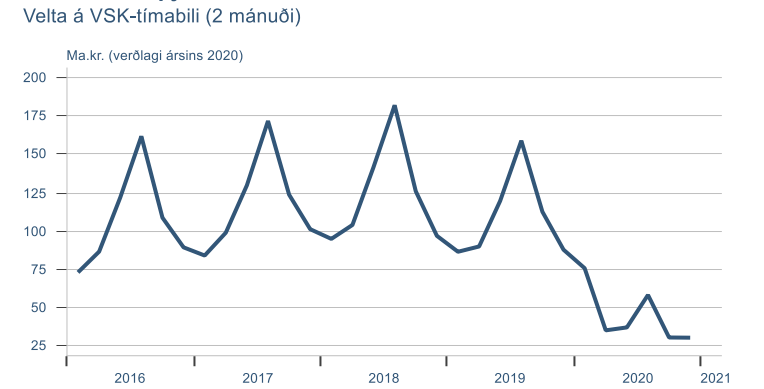
Viðskiptajöfnuður



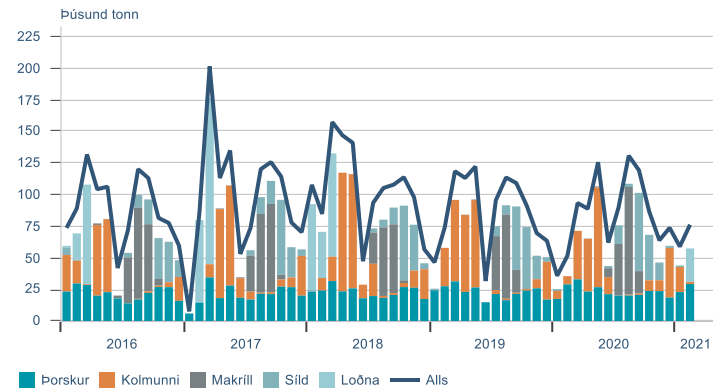
Erlendir ferðamenn um Leifsstöð



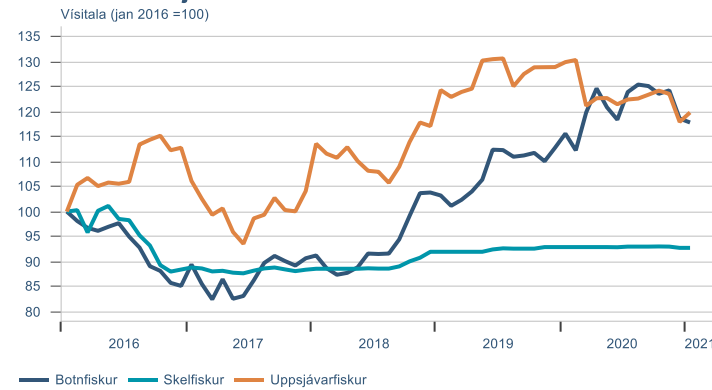
Velta í ferðaþjónustu



Afli



Verðvísitölur sjávarafurða

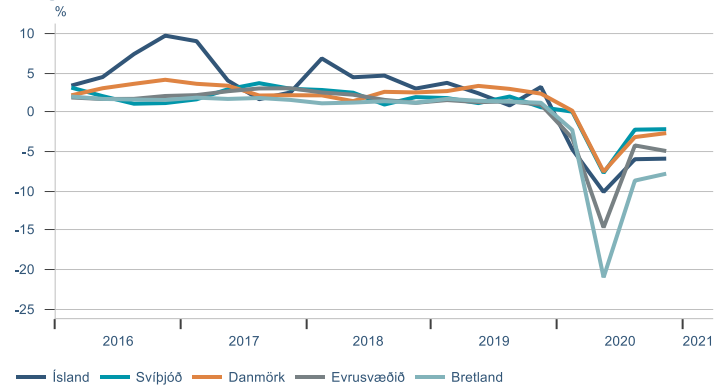


Raugengi

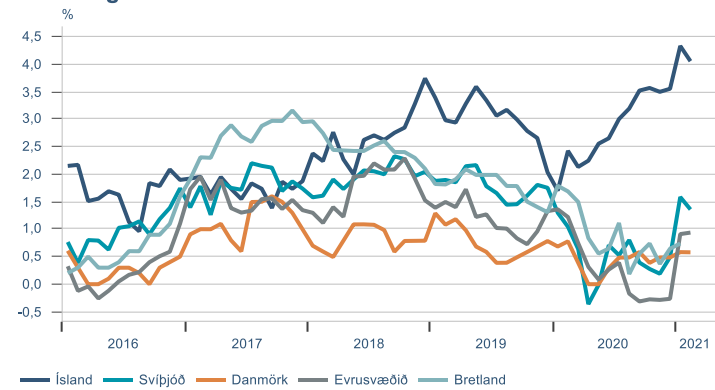


Alþjóðlegur samanburður

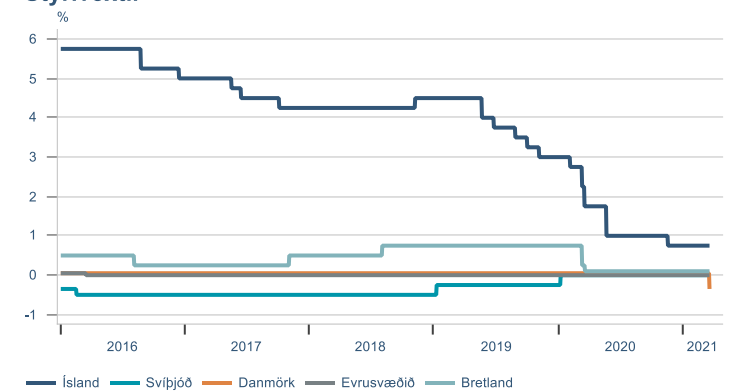
Hagvöxtur



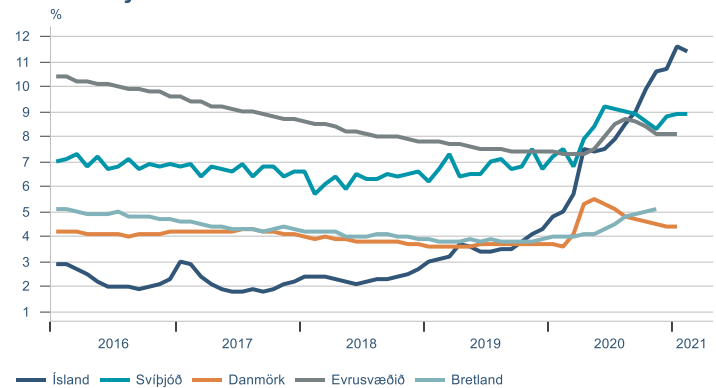
Verðbólga



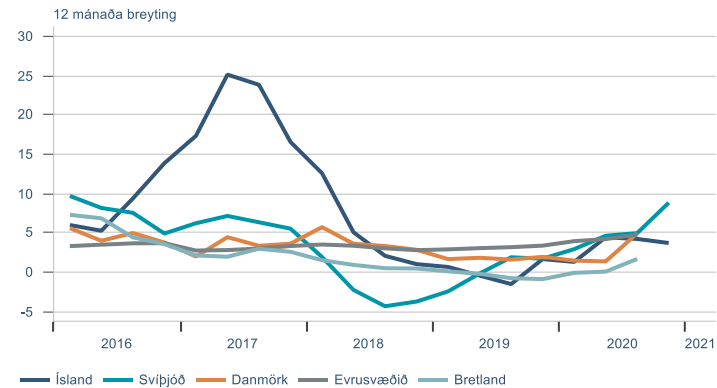
Stýrivextir



Atvinnuleysi



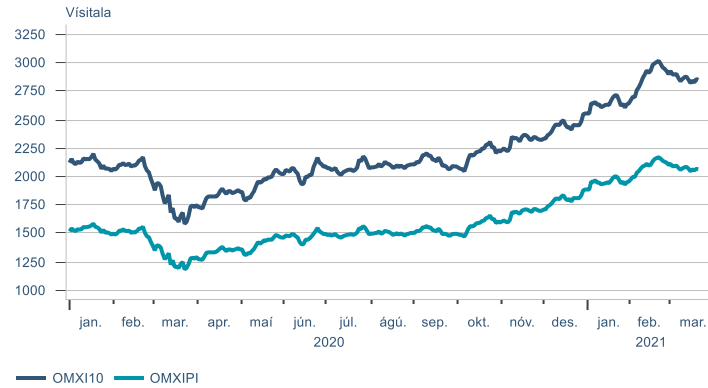
Rauverð íbúða



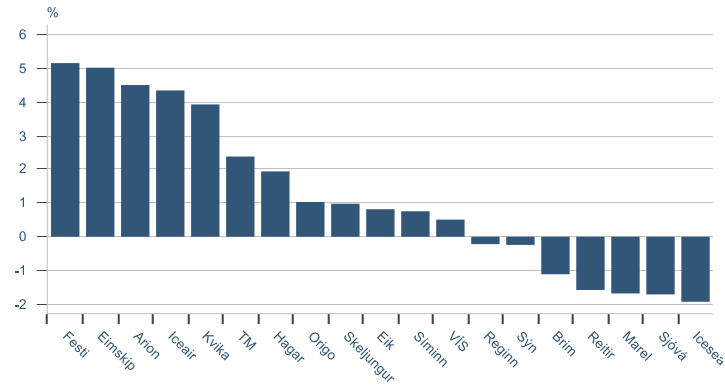
► Fjármálamarkaðir

Hlutabréf

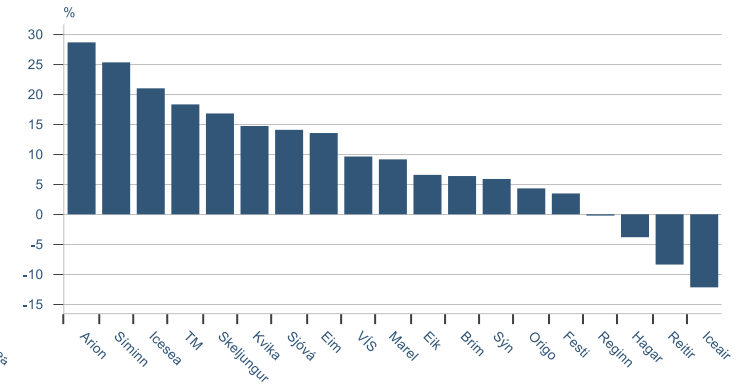
OMX-vísitölur



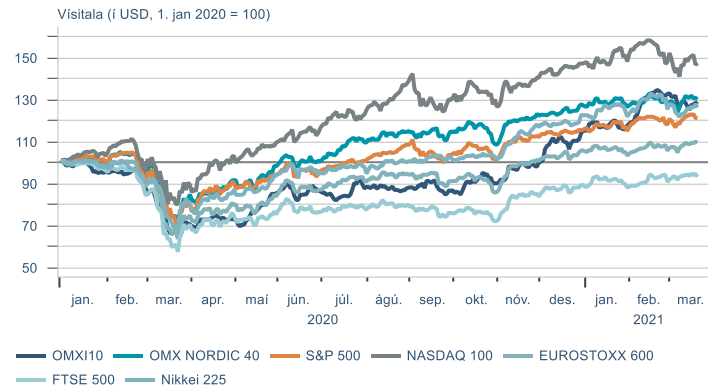
Síðastliðin vika



Það sem af er ári



Hlutabréfavísitölur

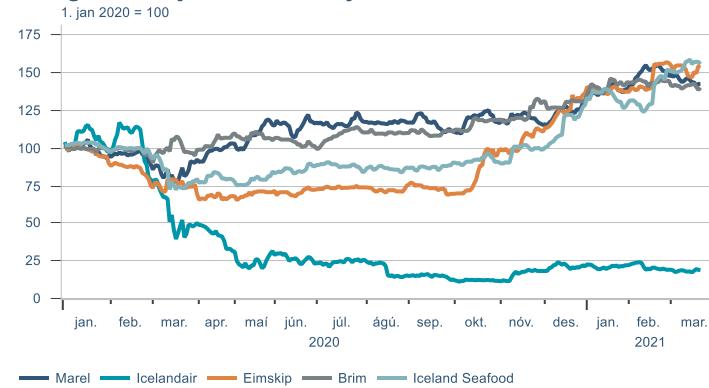


Vix-vísitölur



Hlutabréf

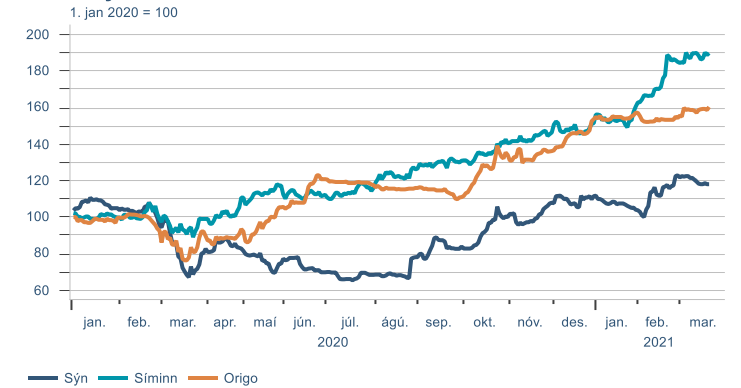
Félög með tekjur í erlendri mynt



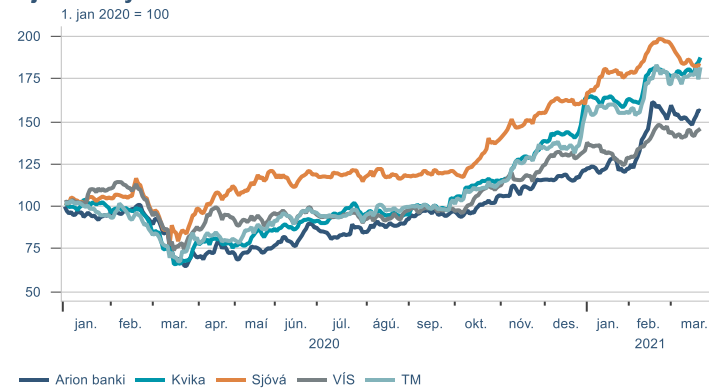
Smásala



Tæknifyrirtæki



Fjármálfyrirtæki

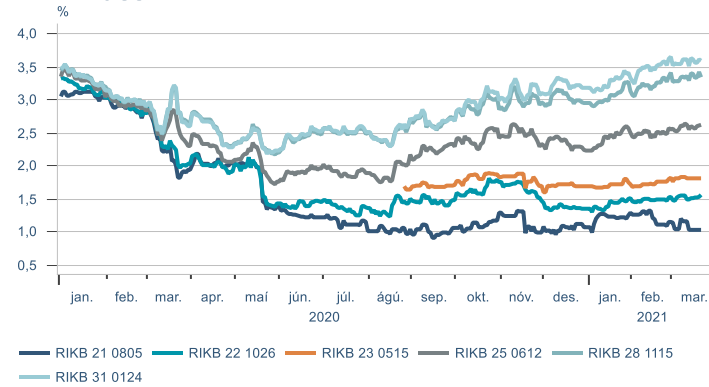


Fasteignafélög

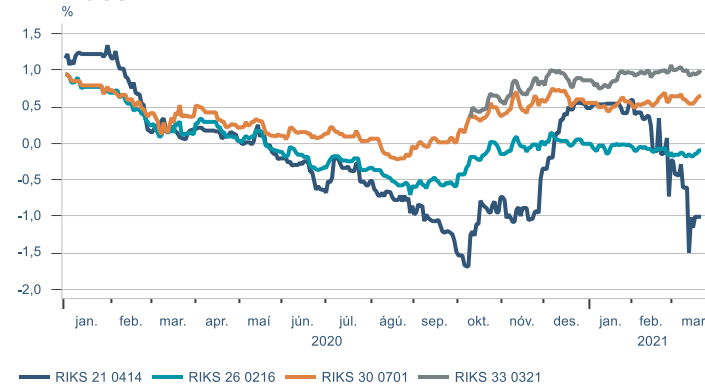


Skuldabréf

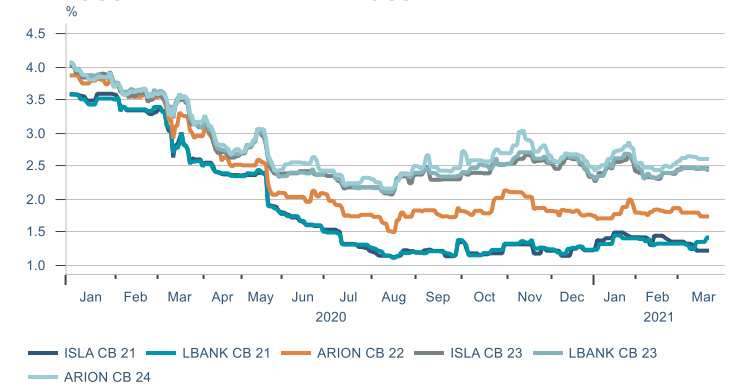
Óverðtryggð ríkisbréf



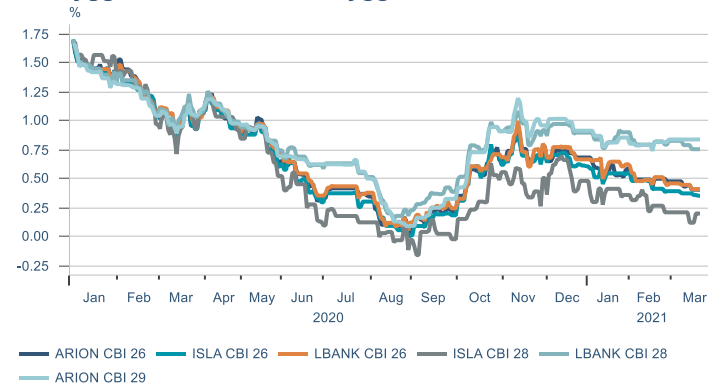
Verðtryggð ríkisbréf



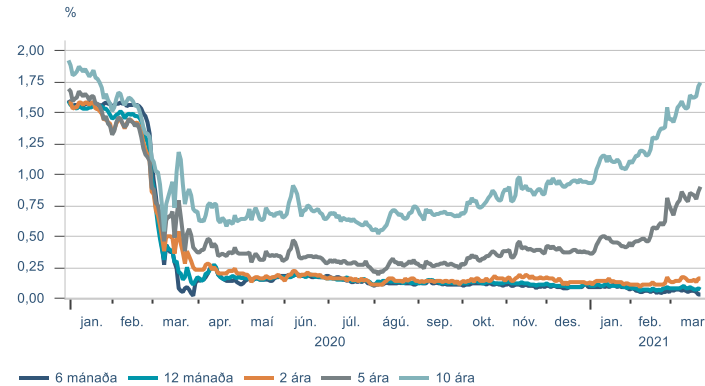
Sértryggð skuldabréf - óverðtryggð



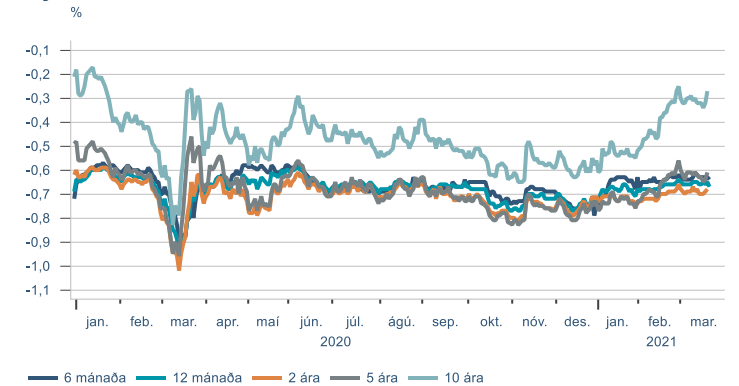
Sértryggð skuldabréf - verðtryggð



Bandarísk ríkisskuldabréf

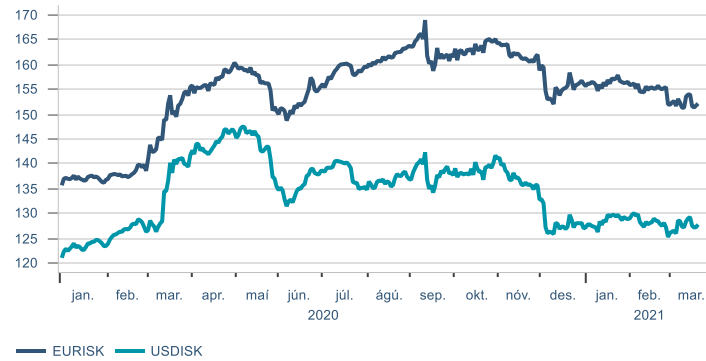


Þýsk ríkisskuldabréf



Gjaldeyrir

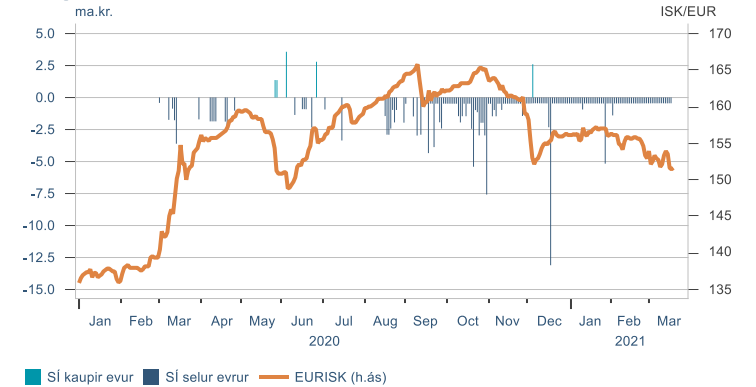
Gengi krónunnar



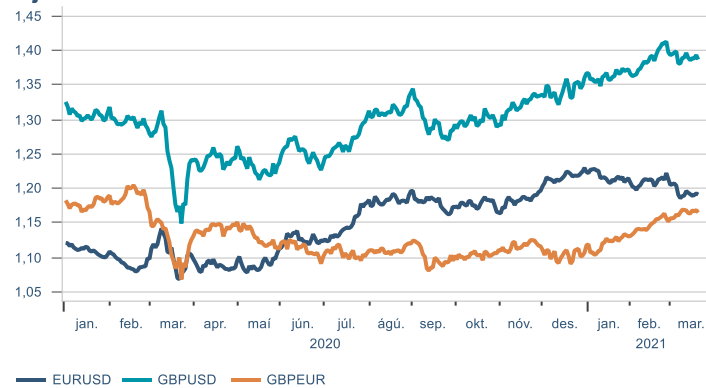
Gengisvísitalan



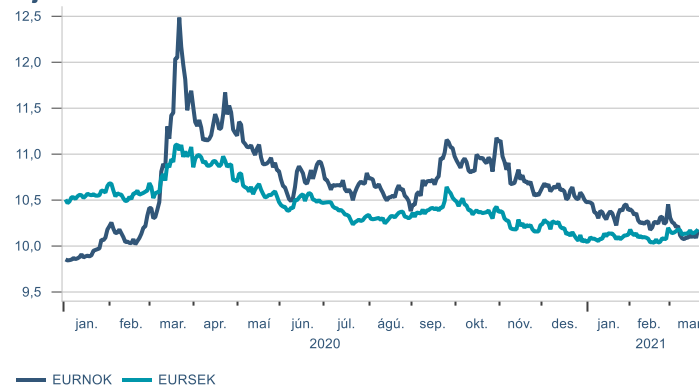
Inngrip SÍ



Gjaldmiðlakrossar



Gjaldmiðlar Norðurlanda

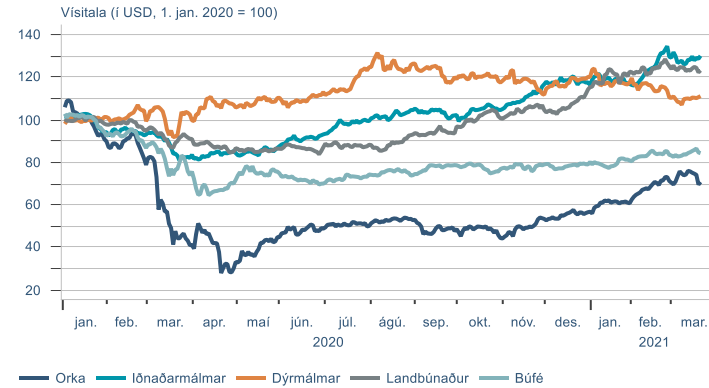


Vaxtamunur við evru



Hrávörur

S&P GSCI hrávörusíðilur



Álverð

3 mánaða framvirk verð, LME



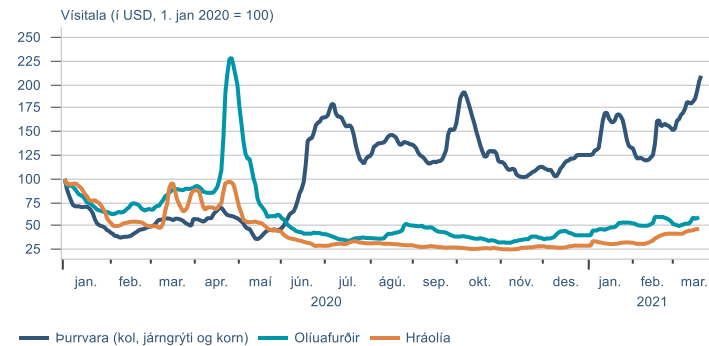
Heimsmarkaðsverð á olíu

Brent



Flutningskostnaður

Baltic exchange visitölur



Töflur

Hlutabréf

Félag	Verð	Breyting síðan ...			
		áramót	1M	3M	12M
OMXI10	2850,9	11,6%	-5,6%	17,1%	72,4%
Marel	852,0	9,2%	-7,9%	14,7%	72,5%
Icelandair	1,4	-12,2%	-4,0%	-9,4%	-60,5%
Eimskip	293,0	13,6%	-0,7%	14,5%	102,1%
Brim	53,3	6,4%	-2,6%	6,2%	33,5%
Iceland Seafood	15,3	21,0%	6,2%	27,6%	107,5%
Hagar	57,8	-3,8%	-2,0%	-1,4%	21,7%
Festi	178,5	3,5%	-2,2%	5,6%	53,9%
Skeljungur	10,3	16,8%	-3,6%	22,4%	39,7%
Sýn	41,3	5,9%	0,4%	5,6%	76,1%
Síminn	10,0	25,4%	0,5%	29,6%	103,1%
Origo	41,6	4,3%	4,6%	9,3%	106,1%
Arion	120,5	28,7%	-2,2%	35,5%	127,7%
Kvika	19,9	14,7%	3,9%	32,3%	183,6%
Sjóvá	29,2	14,1%	-7,9%	12,1%	118,2%
VÍS	15,8	9,6%	-1,6%	10,4%	87,0%
TM	64,5	18,3%	0,5%	34,8%	168,2%
Reginn	22,8	-0,2%	2,9%	10,7%	20,4%
Reitir	63,9	-8,4%	-6,7%	-0,5%	17,9%
Eik	9,9	6,6%	-0,9%	12,7%	47,5%

Leiðrétt fyrir arðgreiðslum. Heimild: Kodiak

Skuldabréf

Flokkur	krafa	verð	meðalt.	Breyting síðan ...			
				áramót	1M	3M	12M
RIKB 21 0805	1,12%	100,9	0,4	0,07%	0,04%	0,11%	-0,97%
RIKB 22 1026	1,52%	108,9	1,5	0,22%	0,04%	0,20%	-0,74%
RIKB 23 0515	1,81%	99,3	2,1	0,12%	0,05%	0,10%	
RIKB 25 0612	2,60%	121,3	3,6	0,36%	0,13%	0,30%	-0,23%
RIKB 28 1115	3,34%	111,0	6,5	0,39%	0,08%	0,35%	0,18%
RIKB 31 0124	3,59%	123,8	7,8	0,40%	0,06%	0,44%	0,37%
RIKS 26 0216	-0,10%	107,9	4,8	-0,09%	-0,02%	-0,06%	-0,34%
RIKS 30 0701	0,64%	123,4	8,1	0,09%	0,02%	0,15%	0,26%
RIKS 33 0321	0,98%	122,8	10,4	0,12%	-0,01%	0,20%	0,45%

Heimild: Kodiak

Gengi

	Verð	Breyting síðan ...			
		áramót	1M	3M	12M
GVT	197,8	-1,3%	-2,0%	-1,3%	1,2%
EUR	151,4	-3,0%	-2,7%	-3,2%	-0,5%
USD	127,3	0,1%	-0,7%	-0,2%	-9,6%
GBP	176,5	1,7%	-1,9%	2,5%	8,7%
DKK	20,4	-3,0%	-2,7%	-3,2%	0,0%
SEK	14,9	-4,4%	-4,0%	-3,6%	10,2%
NOK	14,8	-0,6%	-2,6%	-0,2%	23,6%
CHF	136,8	-5,2%	-4,6%	-5,1%	-5,2%
JPY	1,17	-5,3%	-4,0%	-5,3%	-9,3%

Heimild: Kodiak

Hlutabréfavísitölur

	Verð	Breyting síðan ...			
		áramót	1M	3M	12M
OMXI10	2850,9	11,6%	-5,6%	17,1%	72,4%
OMXN40	2070,4	5,6%	0,8%	5,9%	56,6%
S&P 500	3913,1	4,2%	0,2%	5,5%	62,4%
FTSE 100	6708,7	3,8%	1,3%	2,7%	30,2%

Heimild: Macrobond