



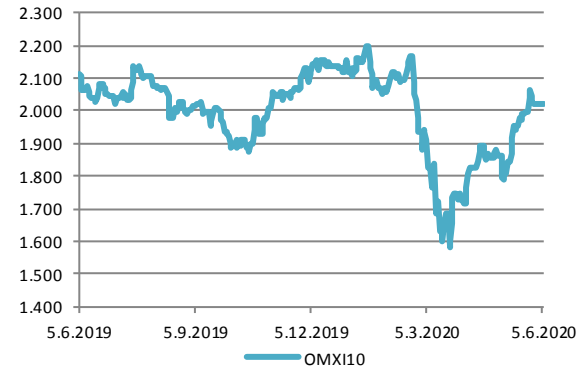
Vikubyrjun
Innlendar markaðsupplýsingar
8. júní 2020

Hlutabréf

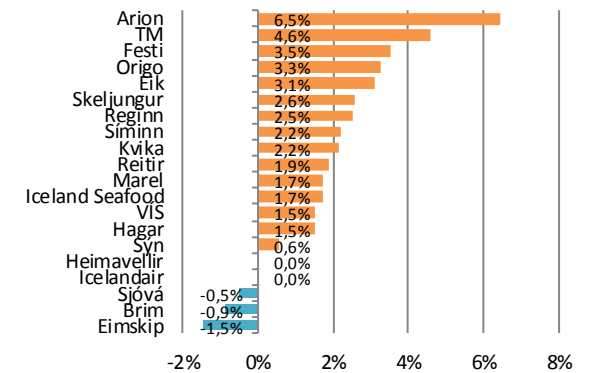
Félag	Verð	Velta (m.kr.)	Breyting síðan ...				
			áramót	1V	1M	3M	12M
OMX10	2021,5	8.091	-4,7%	0,0%	13,0%	5,7%	-4,5%
Marel	705,0	1.511	16,7%	1,7%	18,3%	33,0%	24,0%
Icelandair	2,2	51	-70,9%	0,0%	26,4%	-60,4%	-79,3%
Eimskip	134,0	9,4	-29,3%	-1,5%	6,3%	-6,3%	-23,9%
Brim	40,2	81,3	5,5%	-0,9%	-2,0%	6,9%	26,0%
Iceland Seafoo	8,3	136	-16,2%	1,7%	12,3%	-10,2%	-9,1%
Hagar	50,0	168	14,2%	1,5%	9,9%	8,0%	18,5%
Festi	131,5	600	1,5%	3,5%	12,4%	7,8%	7,8%
Skeljungur	8,4	291	5,4%	2,6%	13,5%	-2,8%	7,8%
Sýn	27,2	32	-22,4%	0,6%	-2,0%	-20,7%	-24,6%
Síminn	6,1	999	14,7%	2,2%	6,3%	17,6%	38,8%
Origo	28,3	199	9,0%	3,3%	26,6%	24,0%	10,9%
Arion	64,3	1.826	-25,5%	6,5%	18,9%	-18,2%	-18,8%
Kvika	9,4	285	-11,2%	2,2%	13,9%	5,0%	-19,1%
Sjóvá	20,3	556	8,3%	-0,5%	11,3%	15,4%	9,5%
VÍS	10,6	484	-2,3%	1,5%	10,1%	5,4%	-18,4%
TM	34,1	439	-3,9%	4,6%	22,4%	17,4%	-0,1%
Reginn	17,5	72	-19,8%	2,5%	6,9%	-7,5%	-21,7%
Reitir	53,8	256	-24,1%	1,9%	11,9%	-18,8%	-36,4%
Eik	7,4	95	-10,7%	3,1%	15,9%	1,1%	-20,4%
Heimavellir	1,5	0,0	29,2%	0,0%	0,0%	6,6%	22,7%

Leiðrétt fyrir arðgreiðslum. Heimild: Kodiak, útreikningar Hagfræðideildar

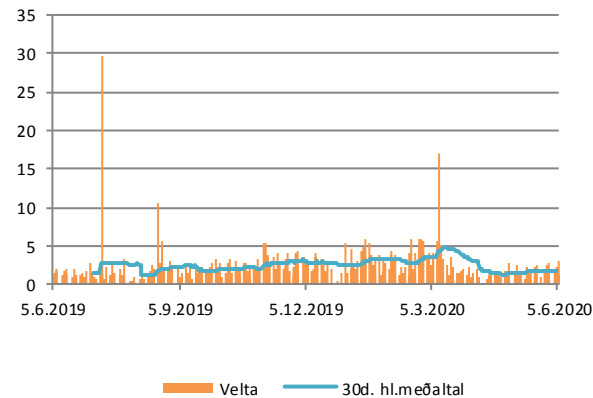
Úrvalsvísitalan



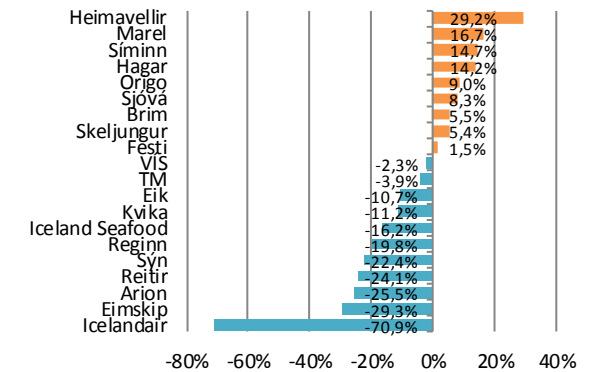
Breyting í vikunni



Velta



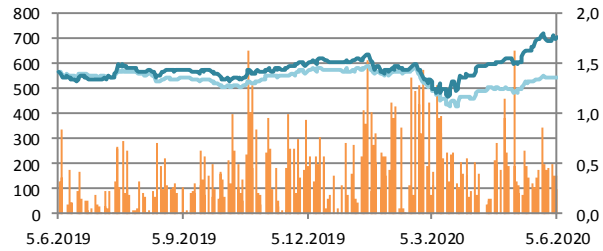
Frá áramótum



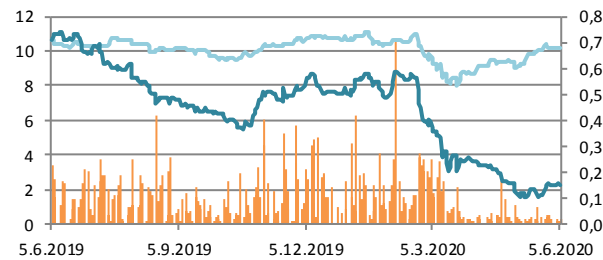
Hlutabréf

— Velta (h.ás, ma.kr./dag)
— Verð
— OMXIB

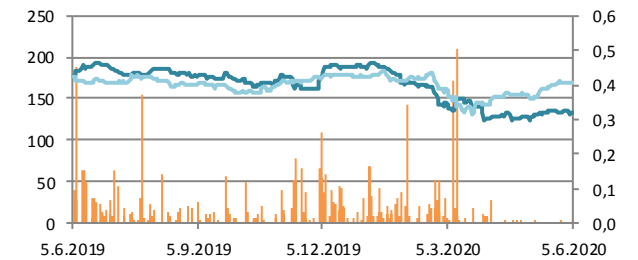
Marel



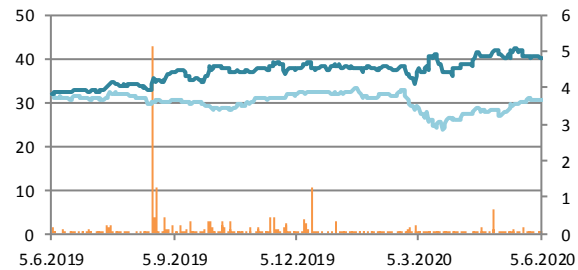
Icelandair



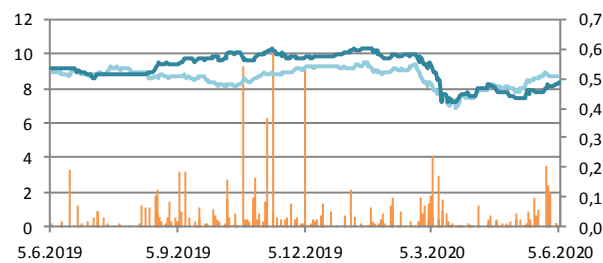
Eimskip



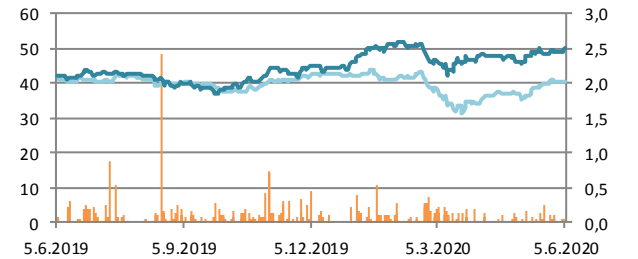
Brim



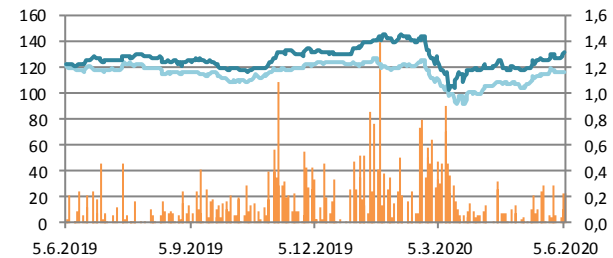
Iceland Seafood



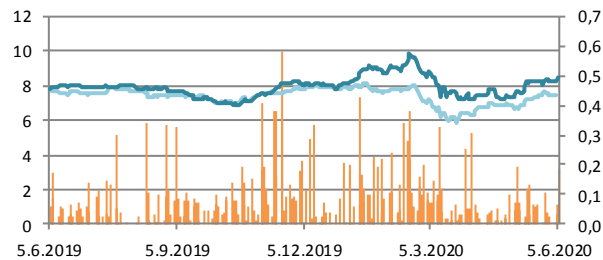
Hagar



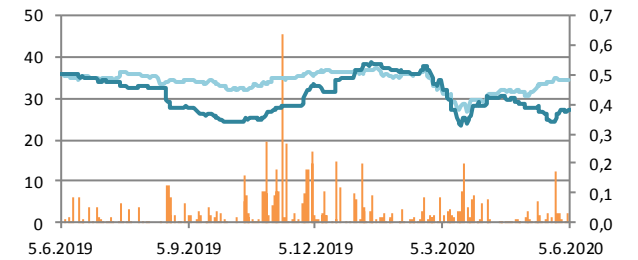
Festi



Skeljungur



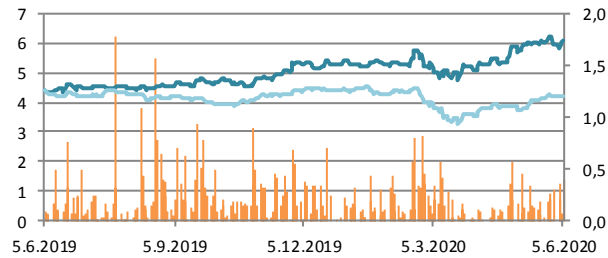
Sýn



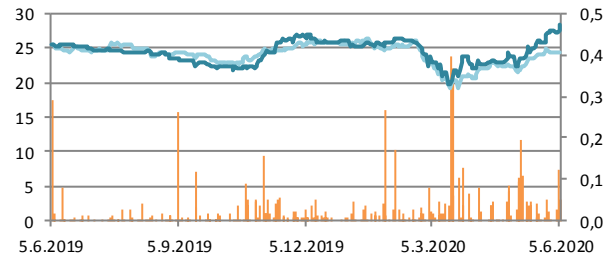
Hlutabréf

— Velta (h.ás, ma.kr./dag)
— Verð
— OMXIB

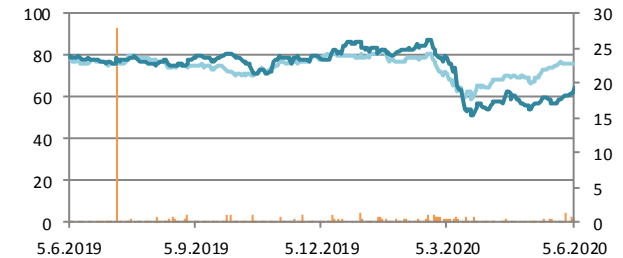
Síminn



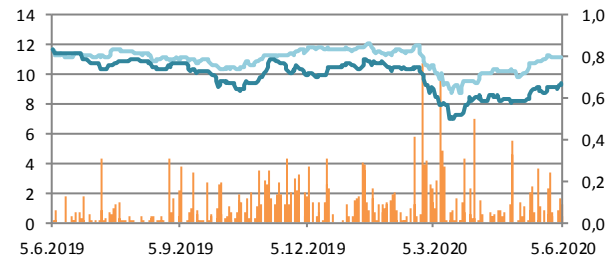
Origo



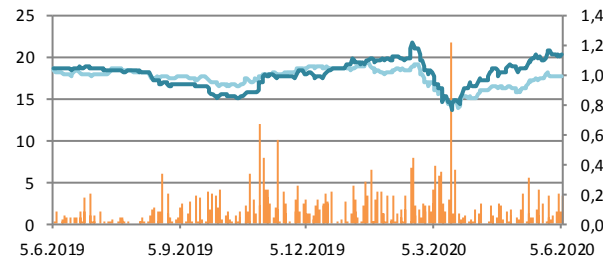
Arion



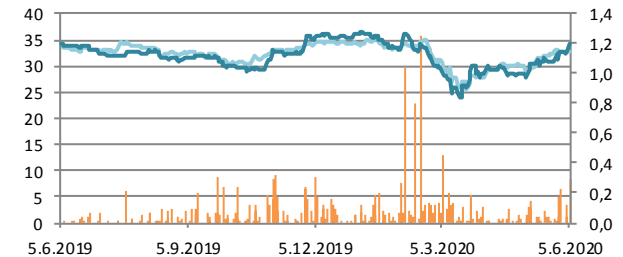
Kvika



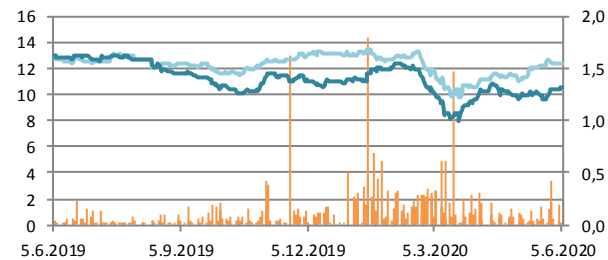
Sjóvá



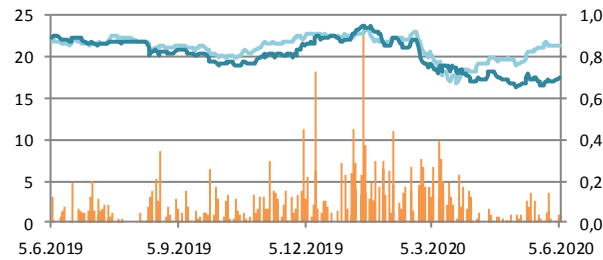
TM



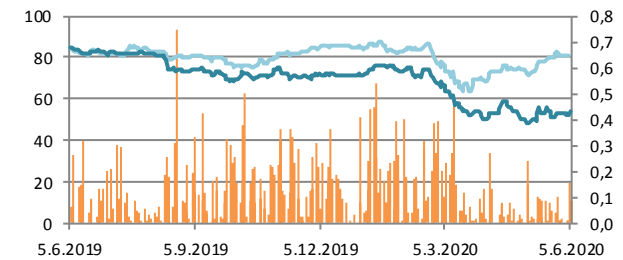
VÍS



Reginn



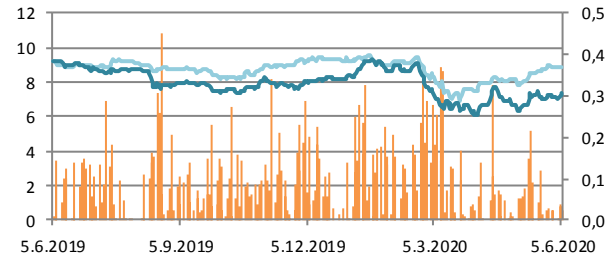
Reitir



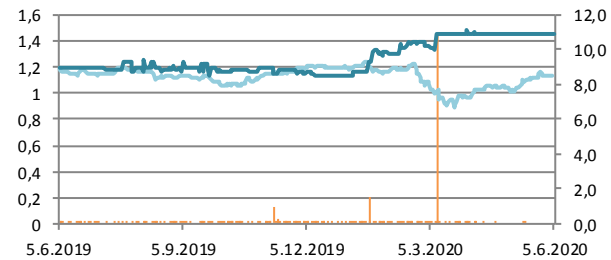
Hlutabréf

- Velta (h.ás, ma.kr./dag)
- Verð
- OMXIB

Eik



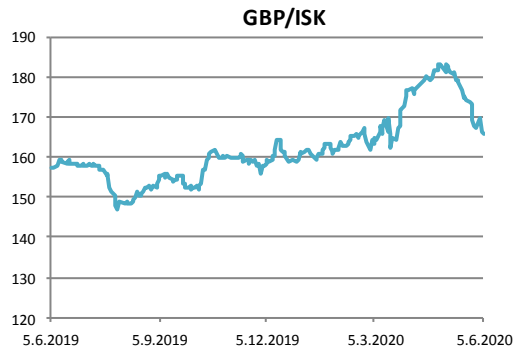
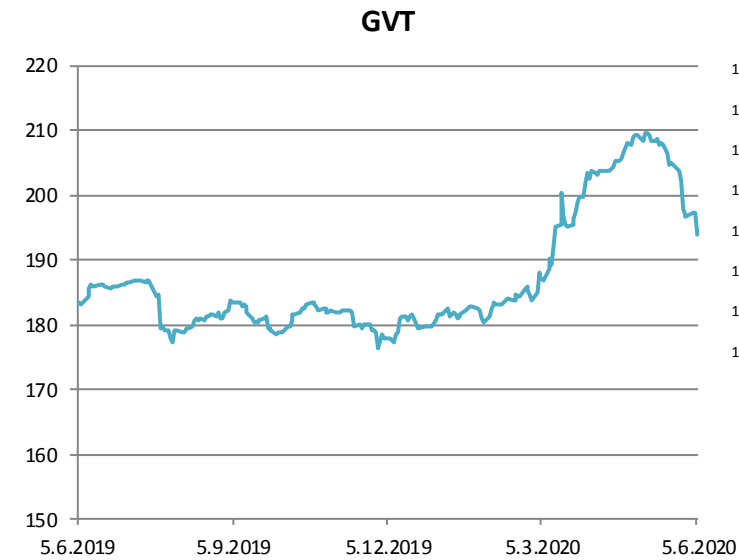
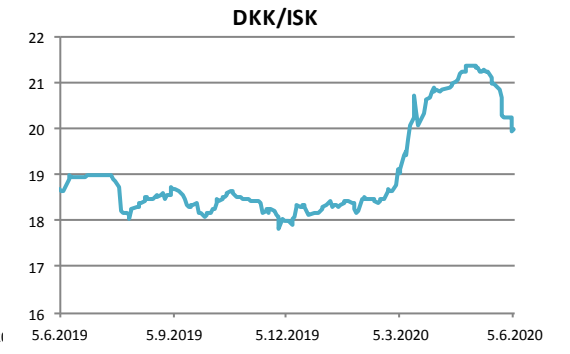
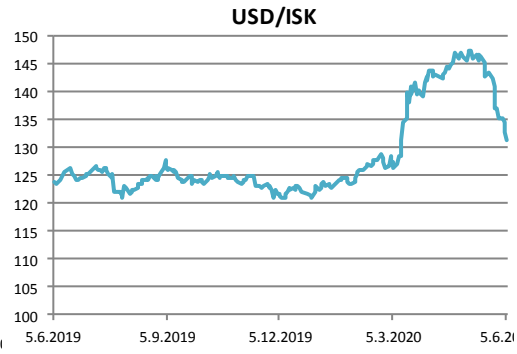
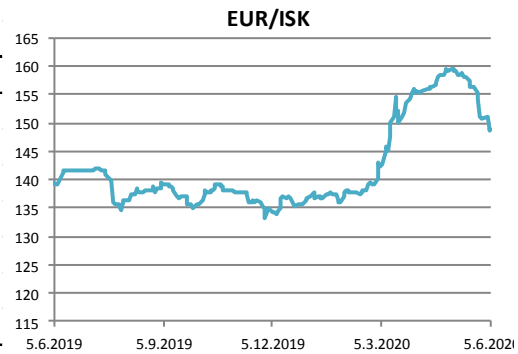
Heimavellir



Gjaldeyrismarkaðurinn

Gengi ISK	5.jún	áramót	Breyting síðan ...			
			1V	1M	3M	12M
GVT	193,9	7,9%	-1,4%	-7,5%	3,6%	5,7%
EUR	148,9	9,6%	-1,3%	-6,6%	4,7%	6,7%
USD	131,5	8,6%	-2,9%	-10,6%	3,2%	6,2%
GBP	166,0	4,1%	-0,6%	-9,4%	0,9%	5,5%
SEK	14,3	10,0%	-0,6%	-4,2%	6,3%	8,9%
DKK	20,0	9,8%	-1,3%	-6,6%	4,9%	6,9%
NOK	14,1	2,4%	1,1%	-1,2%	2,8%	-1,1%
JPY	1,20	7,9%	-4,7%	-12,7%	1,0%	5,3%

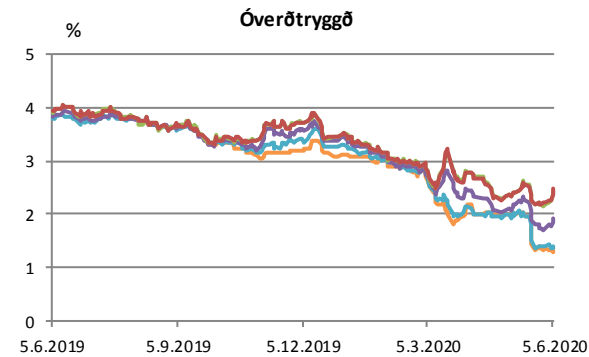
Miðgengi Seðlabanka Íslands. Heimild: Kodiak



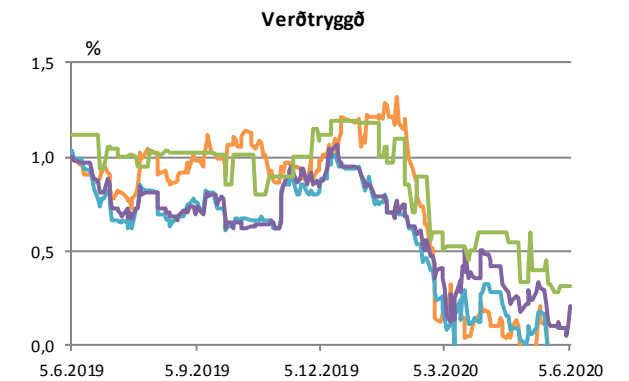
Ríkisbréf

	verð	krafa	velta (ma.kr./viku)	árm.	Breyting síðan ...			
					1V	1M	3M	12M
RIKB 21 0805	102,51	1,30	0,0	-1,77	-0,06	-0,74	-1,35	
RIKB 22 1026	113,70	1,36	1,6	-1,91	-0,04	-0,55	-1,31	-2,44
RIKB 25 0612	128,77	1,92	2,5	-1,44	0,17	-0,15	-0,80	-1,92
RIKB 28 1115	119,13	2,46	3,7	-0,98	0,26	0,12	-0,37	-1,46
RIKB 31 0124	137,26	2,47	4,8	-0,97	0,24	0,12	-0,36	-1,47
RIKS 21 0414	103,49	-0,30	0,1	-1,49	0,04	-0,27	-0,50	-1,34
RIKS 26 0216	108,88	-0,06	1,6	-0,99	0,07	-0,12	-0,20	-1,09
RIKS 30 0701	130,21	0,21	1,4	-0,73	0,12	-0,01	-0,09	-0,78
RIKS 33 0321	133,61	0,31	0,0	-0,88	0,00	-0,02	-0,20	-0,81

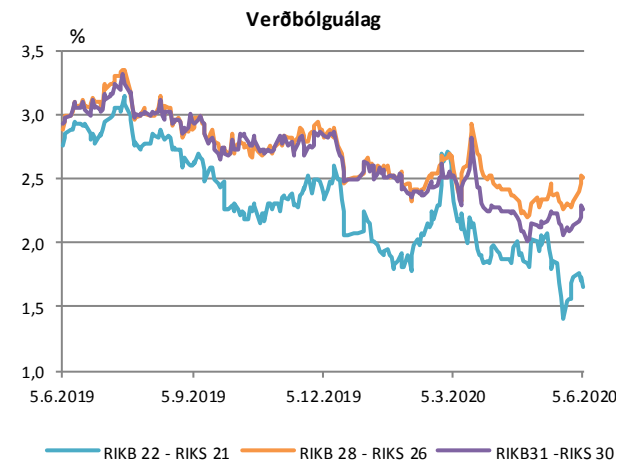
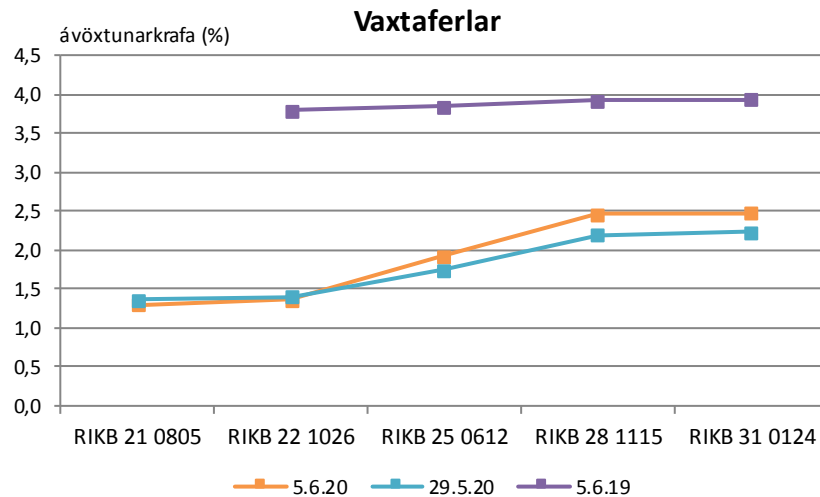
Heimild: Kodiak



RIKB 21 0805 RIKB 22 1026 RIKB 25 0612
RIKB 28 1115 RIKB 31 0124



RIKS 21 0414 RIKS 26 0216
RIKS 30 0701 RIKS 33 0321



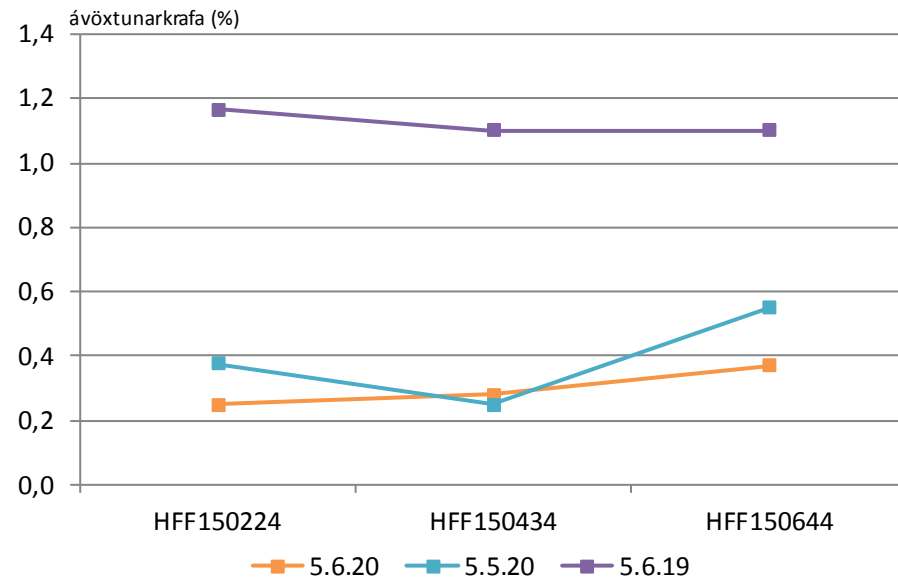
RIKB 22 - RIKS 21 RIKB 28 - RIKS 26 RIKB31 - RIKS 30

Íbúðabréf

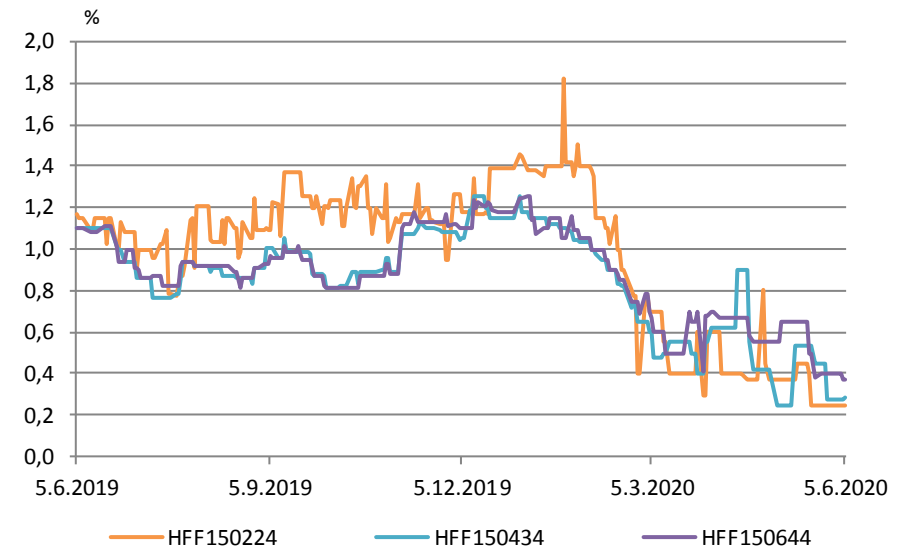
	verð	krafa	velta (ma.kr./viku)	Breyting síðan ...				
				árm.	1V	1M	3M	12M
HFF150224	106,91	0,25	0,0	-1,14	0,00	-0,13	-0,45	-0,91
HFF150434	126,35	0,28	0,4	-0,87	0,01	0,03	-0,32	-0,82
HFF150644	145,31	0,37	0,4	-0,81	-0,03	-0,18	-0,30	-0,73

Heimild: Kodiak

Vaxtaferlar



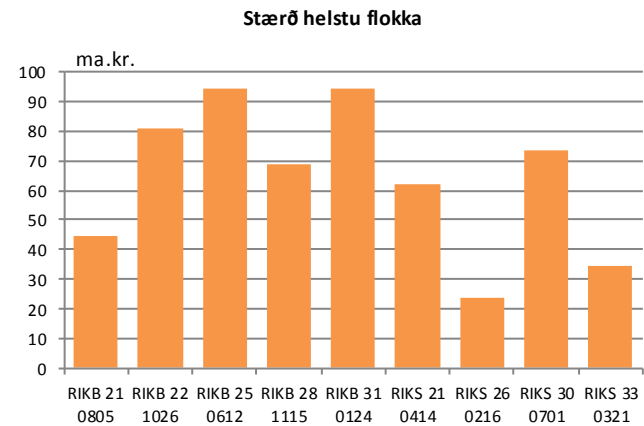
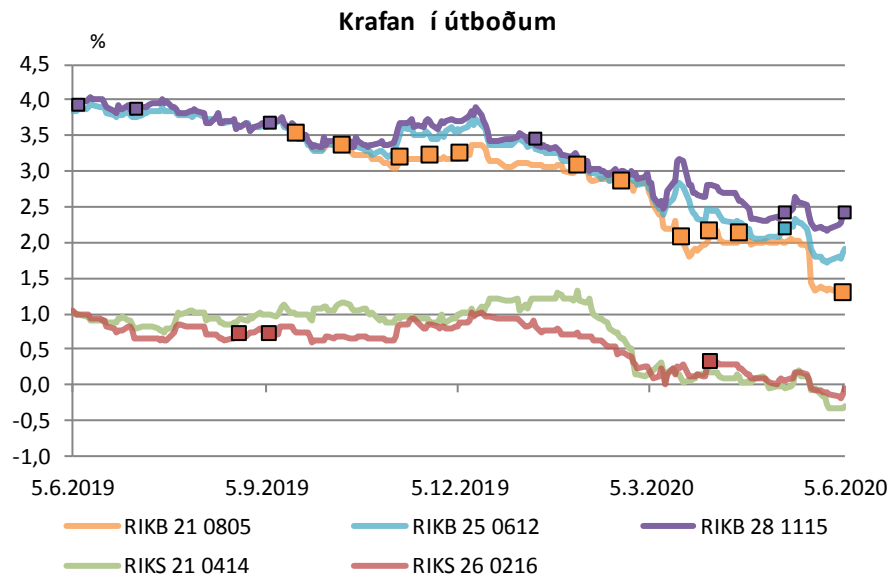
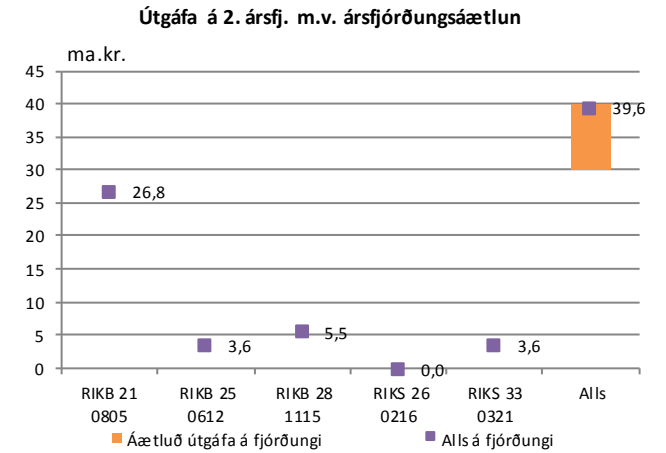
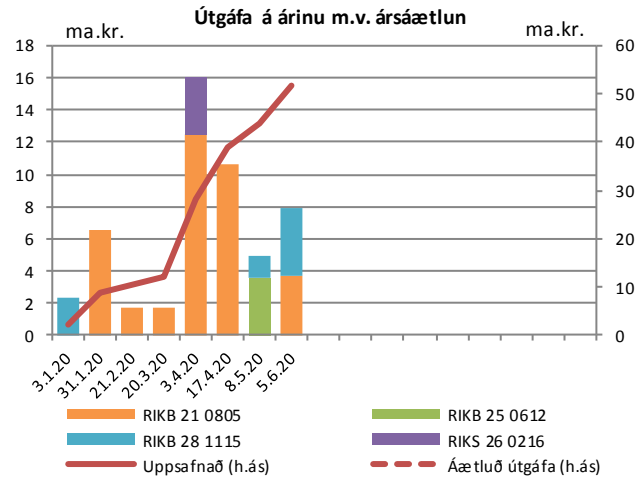
Þróun á kröfu



Útboð ríkisbréfa

Seinustu útboð		Tilboð	Samþykkt	Verð	Krafa
Dags	Flokkur				
6.5.20	RIKB 21 0805	19,5	3,6	102,53	1,270
6.5.20	RIKB 28 1115	4,7	3,5	119,50	2,410
8.5.20	RIKB 25 0612	3,3	2,8	127,63	2,190
8.5.20	RIKB 28 1115	1,4	1,1	119,60	2,420
17.4.20	RIKB 21 0805	25,5	10,0	101,75	2,100
3.4.20	RIKB 21 0805	17,3	11,6	101,75	2,140
3.4.20	RIKS 26 0216	3,3	3,1	106,85	0,318

Að nafnvirði (ma.kr.) Heimild: Lánamál Ríkisins

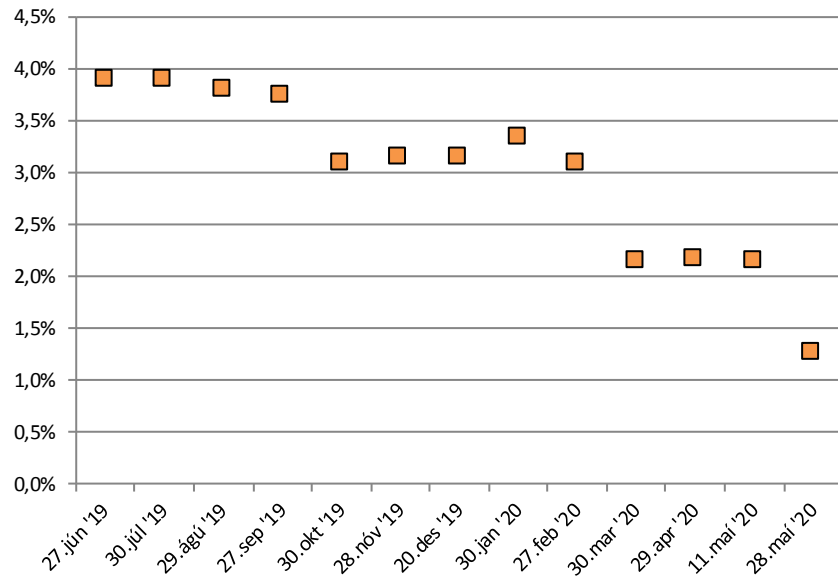


Útboð ríkisvísla

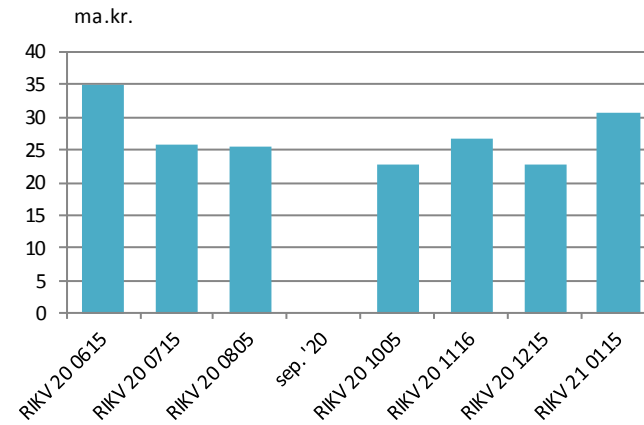
Dags.	Flokkur	Samþykkt	Vextir
28.05.20	RIKV 20 1005	22,9	1,250
28.05.20	RIKV 20 1205	20,9	1,310
11.05.20	RIKV 20 0615	35,0	2,153
29.04.20	RIKV 20 0805	25,6	2,192
29.04.20	RIKV 20 1116	6,6	2,075
30.03.20	RIKV 20 0513	20,5	2,226
30.03.20	RIKV 20 0715	15,3	2,118
30.03.20	RIKV 21 0115	18,0	2,199

Heimild: Lánamál ríkisins

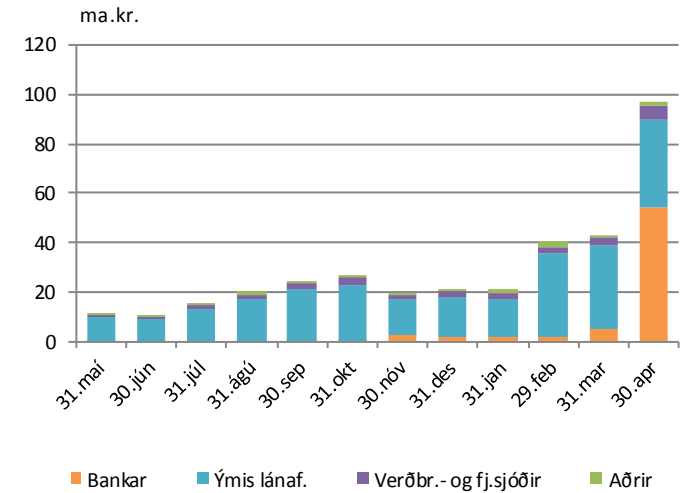
Flatir vextir (vegið meðaltal)



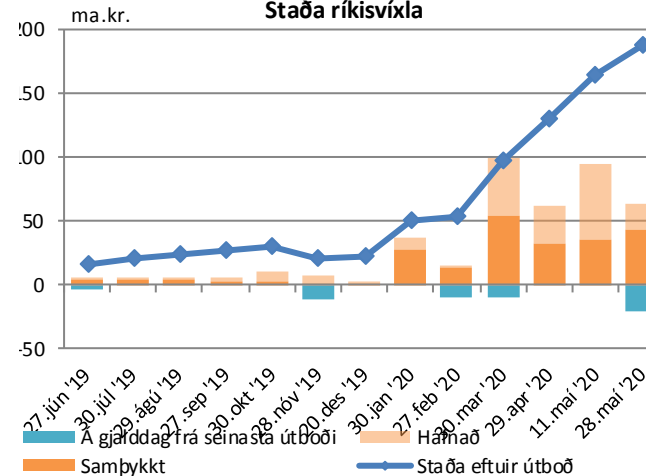
Útistandandi ríkisvíslar



Eigendaskipting



Staða ríkisvísla

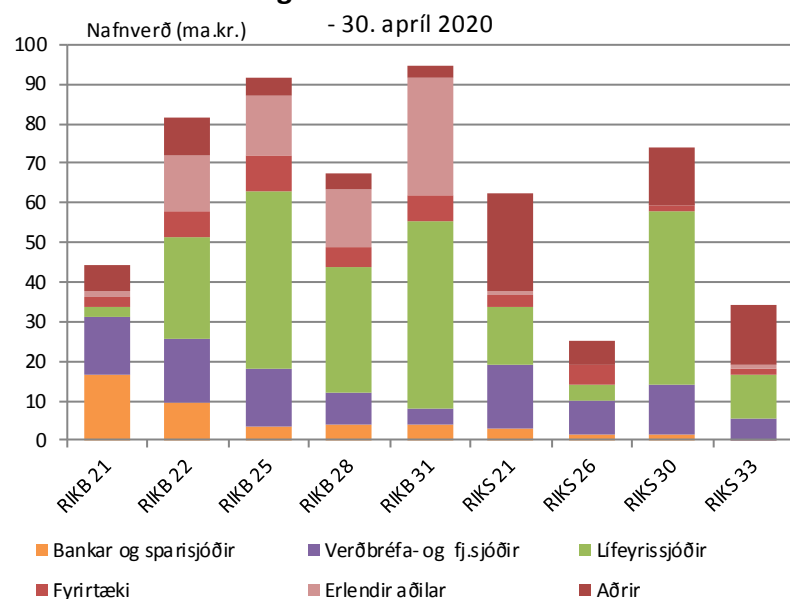


Eigendaskipti ríkisbréfa

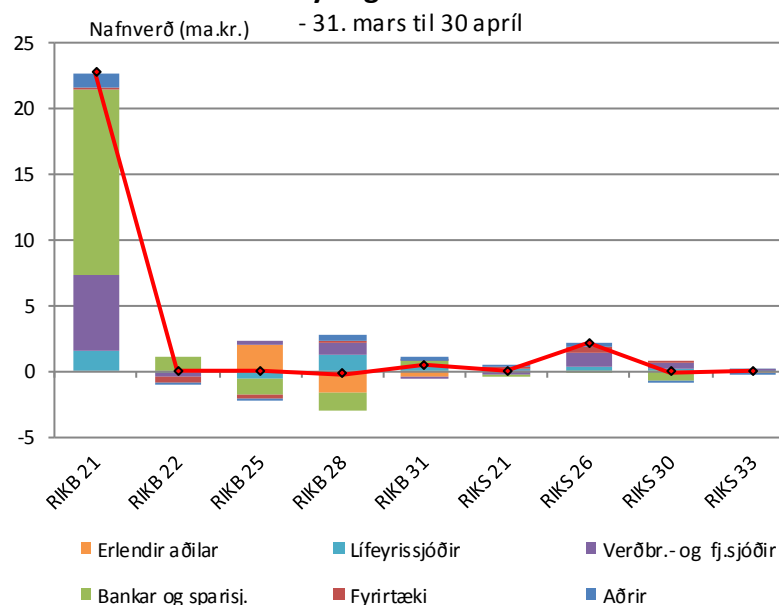
	Eigendaskipting (ma.kr.)								
	RIKB 22	RIKB 25	RIKB 28	RIKB 31	RIKS 21	RIKS 26	RIKS 30	RIKS 33	Alls
Bankar og sparisjóðir	9,5	3,4	3,9	3,9	3,2	1,3	1,4	0,0	26,6
Verðbréfa- og fj.sjóðir	16,1	14,4	8,1	4,2	15,9	8,6	12,4	5,3	85,0
Lífeyrissjóðir	25,9	44,9	31,9	47,3	14,7	4,0	43,8	11,0	223,6
Fyrirtæki	6,5	9,4	4,9	6,5	3,1	5,0	1,9	1,5	38,9
Aðrir	9,3	4,6	4,1	3,0	24,4	6,1	14,4	14,9	80,6
Erlendir aðilar	14,1	14,8	14,4	29,6	0,9	0,0	0,0	1,4	75,3
Nafnverð alls (ma.kr)	81,4	91,5	67,3	94,4	62,2	25,0	73,9	34,2	530,0

Heimild: Lánamál ríkisins

Eigendur ríkisverðbréfa



Breyting milli mánaða

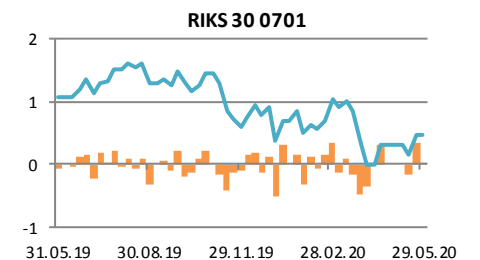
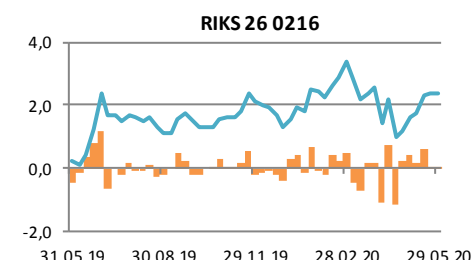
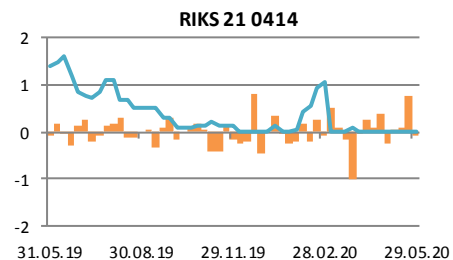
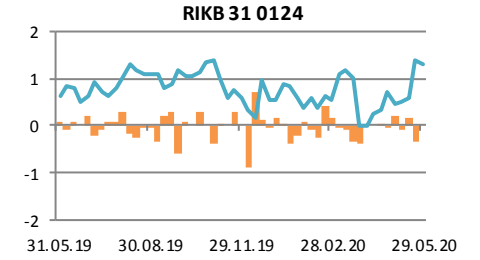
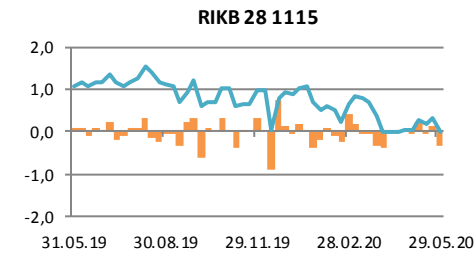
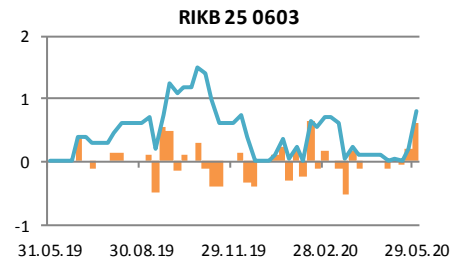
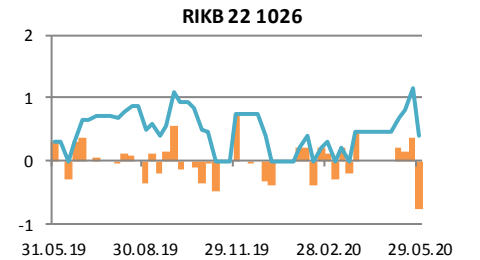
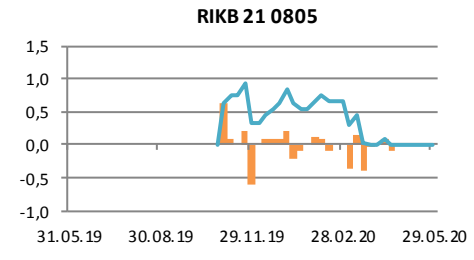
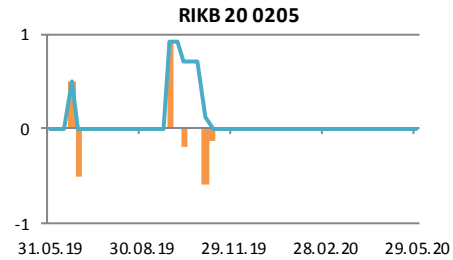
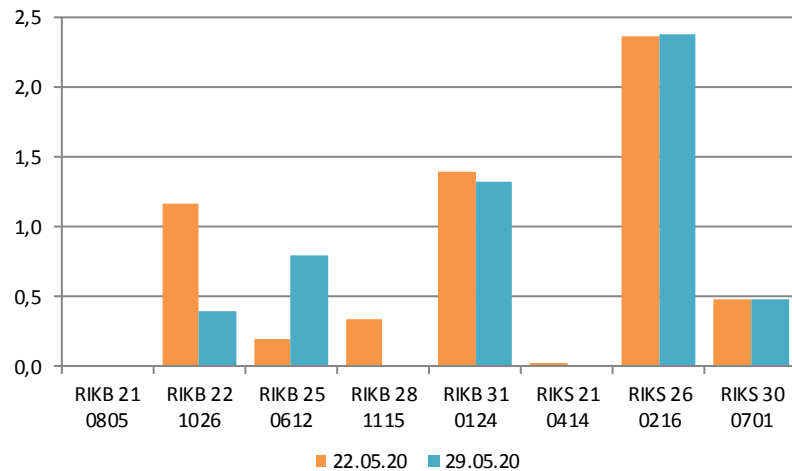


Verðbréfalán

Flokkur	Nafnverð (m.kr.)	Breyting síðan				
		1V	4V	12V	26V	52V
RIKB 21 0805	0	0	0	-300	-343	0
RIKB 22 1026	400	-770	-70	400	-350	100
RIKB 25 0612	800	600	800	75	200	800
RIKB 28 1115	0	-335	-35	-821	-950	-1.050
RIKB 31 0124	1.320	-80	850	224	730	670
RIKS 21 0414	0	-20	0	0	-150	-1.400
RIKS 26 0216	2.380	15	795			
RIKS 30 0701	480	5	180	-420	-120	-600

Heimild: Lánamál Ríkisins

Breyting milli vikna



Innihald og form skjals þessa er unnið af starfsmönnum Hagfræðideildar Landsbankans hf. (hagfraedideild@landsbankinn.is) og byggist á aðgengilegum opinberum upplýsingum á þeim tíma sem greiningin var unnin. Mat á þeim upplýsingum endurspeglar skoðanir starfsmanna Hagfræðideildar Landsbankans á þeim degi þegar greiningin er dagsett, en þær geta breyst án fyrirvara.

Landsbankinn hf. og starfsfólk hans taka ekki ábyrgð á viðskiptum sem byggð eru á þeim upplýsingum og skoðunum sem hér eru settar fram.

Bent skal á að Landsbankinn hf. getur á hverjum tíma haft beinna eða óbeinna hagsmuna að gæta, ýmist sjálfur, dótturfélög hans eða fyrir hönd viðskiptamanna, s.s. sem fjárfestir, lánardrottinn eða þjónustuaðili. Greiningar eru engu að síður unnar sjálfstætt af Hagfræðideild Landsbankans og innan Landsbankans eru í gildi reglur um aðskilnað starfssviða sem eru aðgengilegar á vef bankans.

