



---

**Vikubyrjun**  
**Innlendar markaðsupplýsingar**  
**4. maí 2020**

---

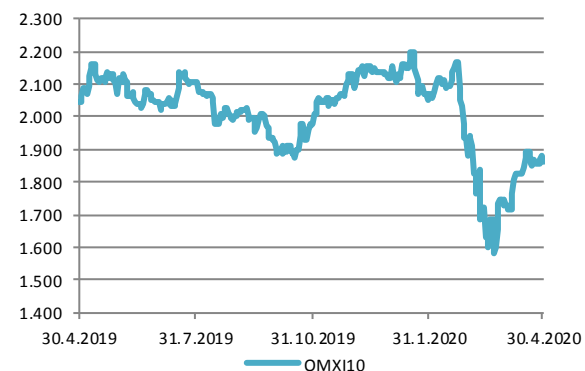
---

# Hlutabréf

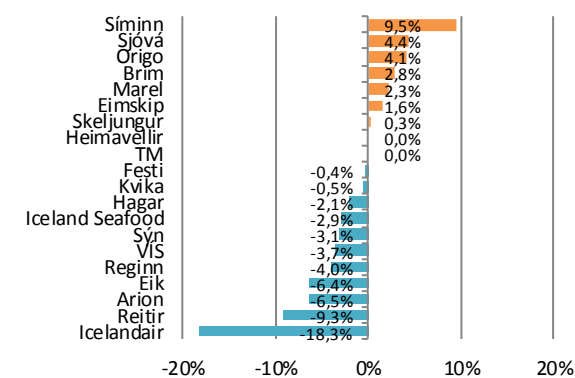
Félag	Verð	Velta (m.kr.)	áramót	Breyting síðan ...			
				1V	1M	3M	12M
OMX10	1717,3	9.076	-19,0%	0,0%	-0,7%	-16,2%	-16,0%
Marel	621,0	3.654	2,8%	2,3%	13,9%	10,4%	12,1%
Icelandair	2,4	326	-68,6%	-18,3%	-35,8%	-68,0%	-74,2%
Eimskip	129,0	17,1	-31,9%	1,6%	-10,4%	-27,7%	-32,1%
Brim	41,8	825,5	9,7%	2,8%	15,7%	10,2%	43,5%
Iceland Seafoo	7,6	50	-23,5%	-2,9%	-0,7%	-22,6%	-16,8%
Hagar	46,3	288	5,7%	-2,1%	-1,7%	-9,7%	4,9%
Festi	119,0	307	-8,1%	-0,4%	1,3%	-16,0%	-1,7%
Skeljungur	7,3	175	-8,1%	0,3%	1,2%	-16,4%	-5,7%
Sýn	28,5	39	-18,6%	-3,1%	1,4%	-22,3%	-19,5%
Síminn	5,9	1.266	10,6%	9,5%	11,8%	10,6%	46,9%
Origo	23,9	214	-7,9%	4,1%	0,0%	-4,9%	17,3%
Arion	56,5	84	-34,5%	-6,5%	0,9%	-30,8%	-25,5%
Kvika	8,2	839	-22,5%	-0,5%	0,2%	-22,6%	-29,6%
Sjóvá	19,0	278	1,3%	4,4%	16,3%	-3,2%	6,9%
VÍS	10,0	360	-8,2%	-3,7%	6,4%	-16,2%	-19,9%
TM	28,5	88	-19,7%	0,0%	0,0%	-15,5%	-14,0%
Reginn	16,8	71	-23,1%	-4,0%	-5,9%	-22,6%	-23,0%
Reitir	50,4	108	-28,9%	-9,3%	-6,4%	-31,9%	-36,8%
Eik	6,7	85	-18,6%	-6,4%	3,1%	-23,8%	-24,3%
Heimavellir	1,5	0,0	29,2%	0,0%	0,7%	13,2%	16,8%

Leiðrétt fyrir arðgreiðslum. Heimild: Kodiak, útreikningar Hagfræðideildar

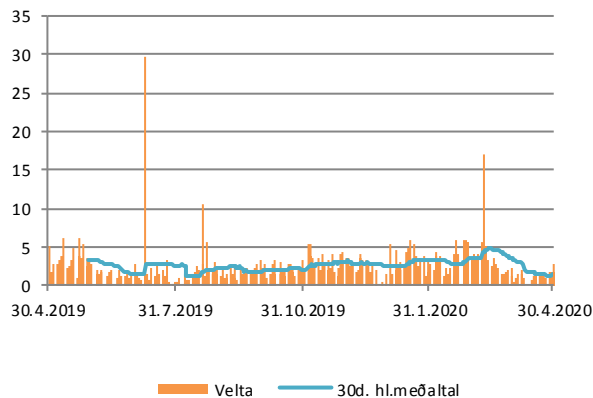
## Úrvalsvísitalan



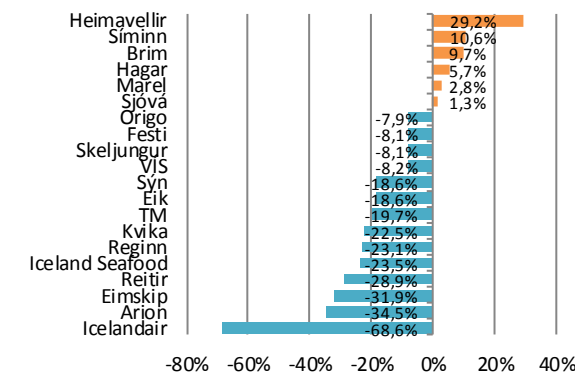
## Breyting í vikunni



## Velta



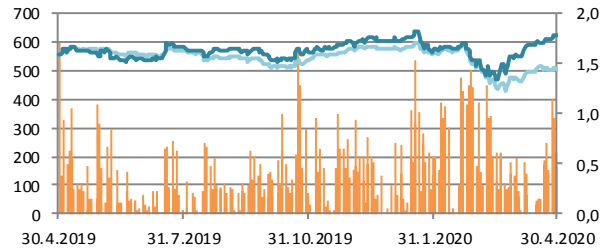
## Frá áramótum



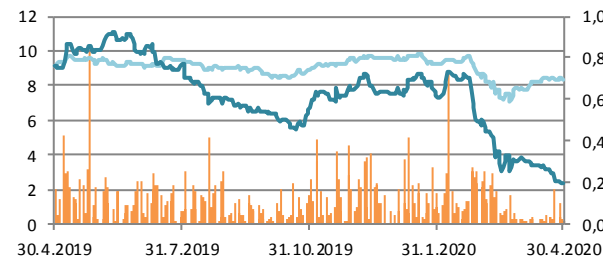
# Hlutabréf

— Velta (h.ás, ma.kr./dag)  
— Verð  
— OMXIB

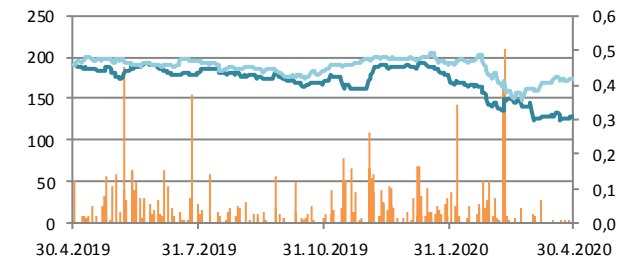
### Marel



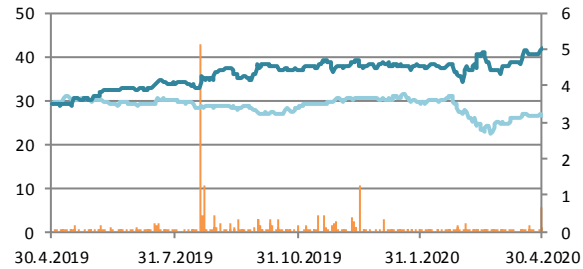
### Icelandair



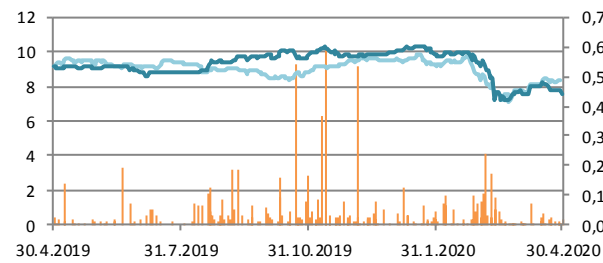
### Eimskip



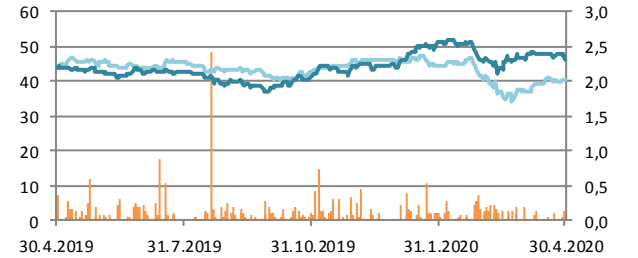
### Brim



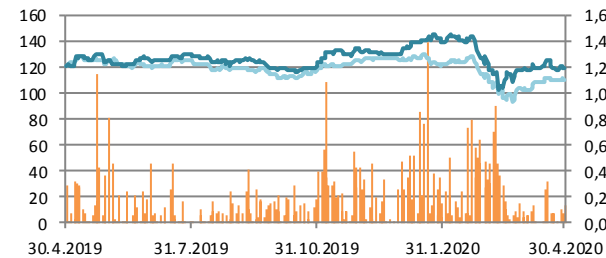
### Iceland Seafood



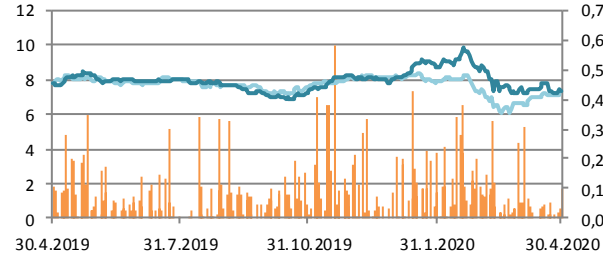
### Hagar



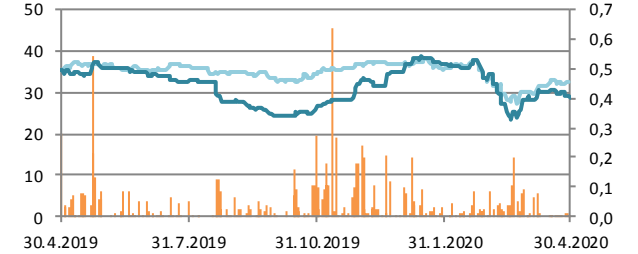
### Festi



### Skeljungur



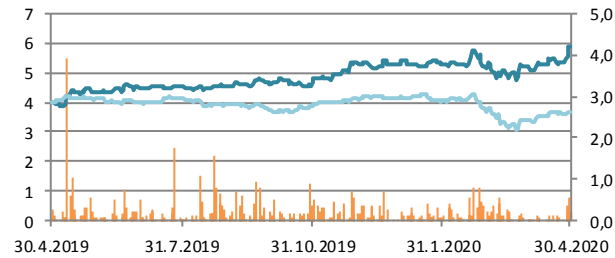
### Sýn



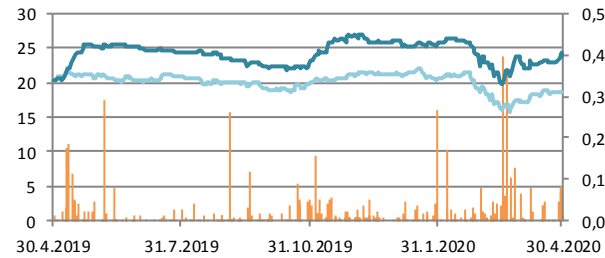
# Hlutabréf

— Velta (h.ás, ma.kr./dag)  
— Verð  
— OMXIB

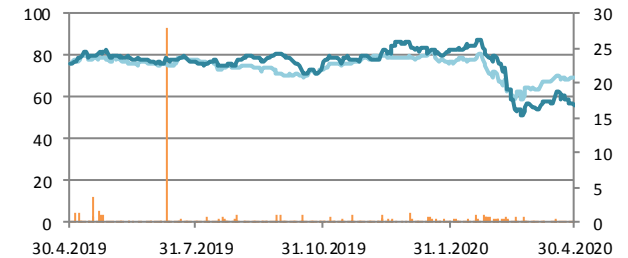
### Síminn



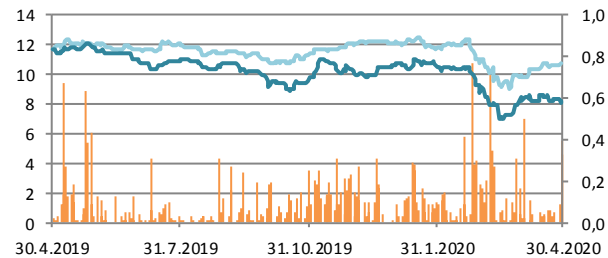
### Origo



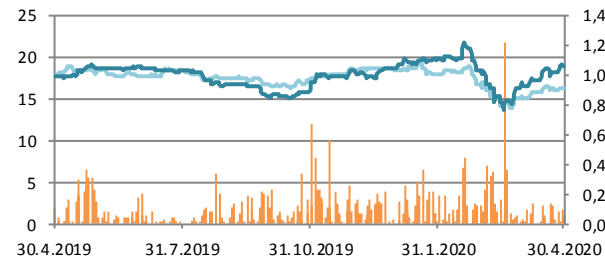
### Arion



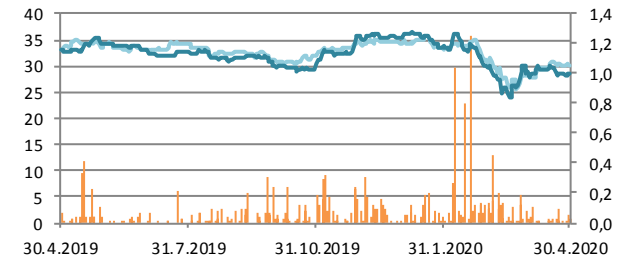
### Kvika



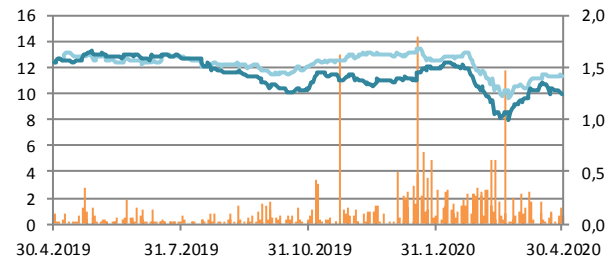
### Sjóvá



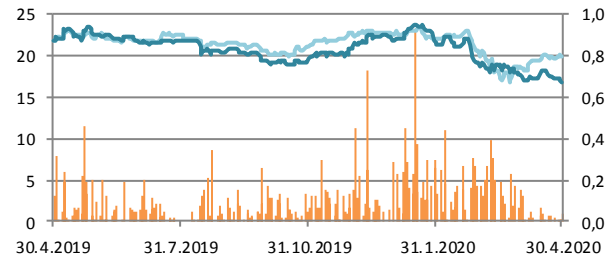
### TM



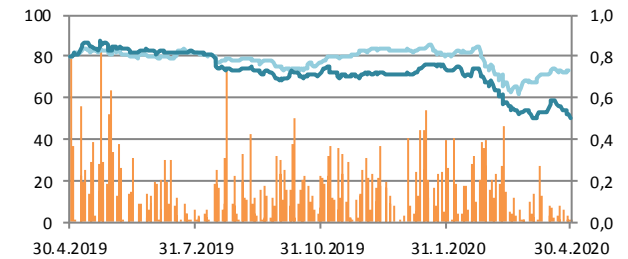
### VÍS



### Reginn



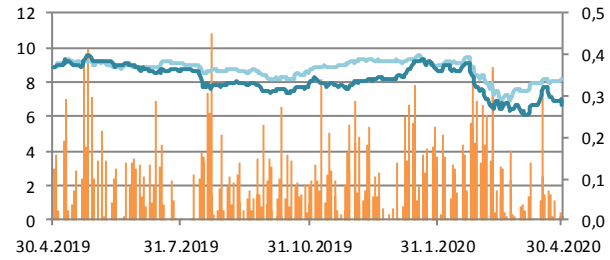
### Reitir



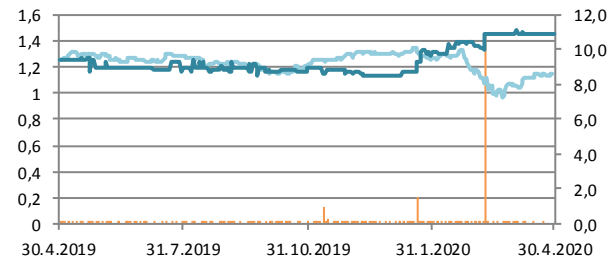
# Hlutabréf

- Velta (h.ás, ma.kr./dag)
- Verð
- OMXIB

## Eik

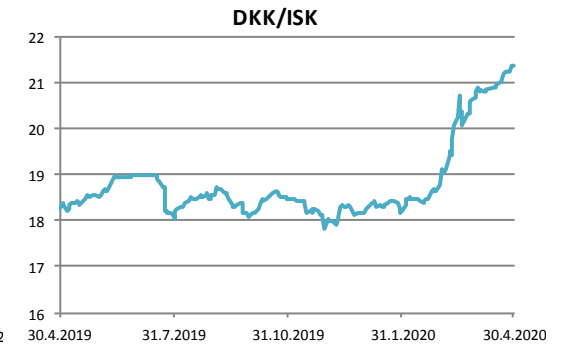
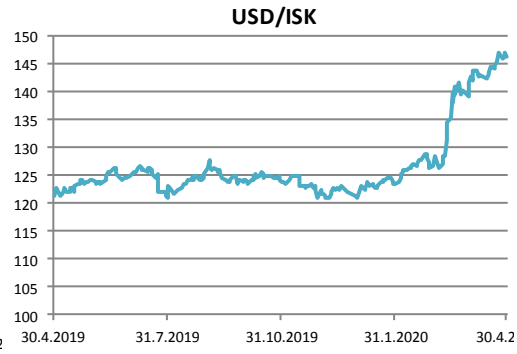
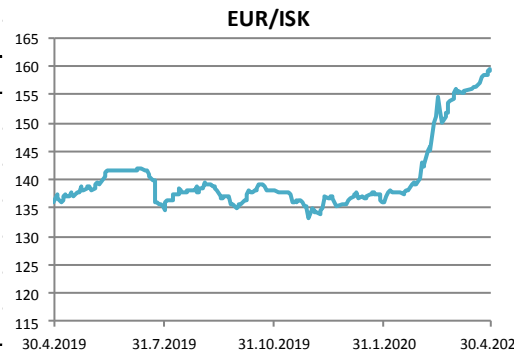


## Heimavellir

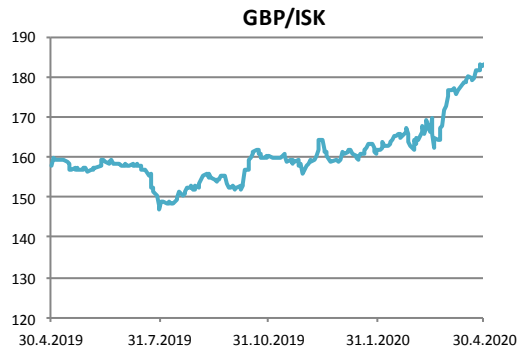
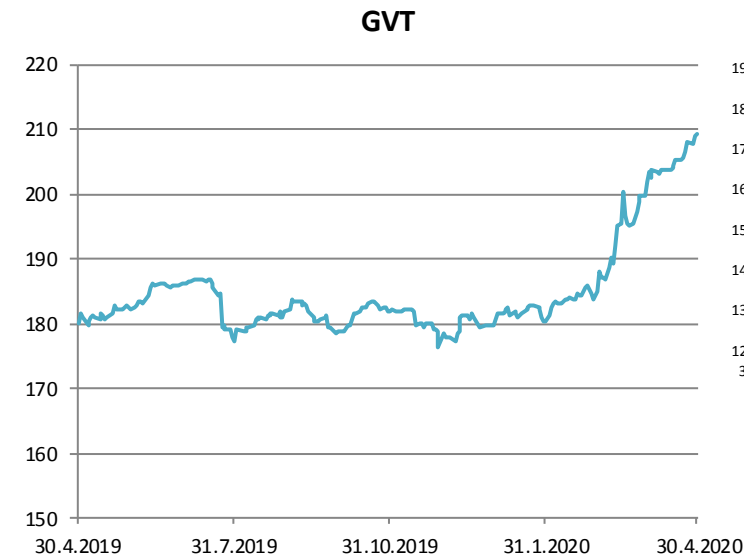


# Gjaldeyrismarkaðurinn

Gengi ISK	30.apr	Breyting síðan ...				
		áramót	1V	1M	3M	12M
GVT	<b>209,2</b>	16,4%	1,4%	4,8%	16,1%	16,2%
EUR	<b>159,3</b>	17,3%	0,8%	3,2%	17,2%	17,0%
USD	<b>146,4</b>	20,9%	0,7%	5,0%	18,7%	20,5%
GBP	<b>183,2</b>	14,9%	2,0%	6,0%	14,1%	16,0%
SEK	<b>14,9</b>	15,0%	3,3%	6,9%	16,8%	16,6%
DKK	<b>21,4</b>	17,5%	0,8%	3,4%	17,4%	17,1%
NOK	<b>14,3</b>	3,5%	4,4%	8,0%	6,4%	1,3%
JPY	<b>1,37</b>	23,1%	1,6%	6,3%	21,3%	25,9%



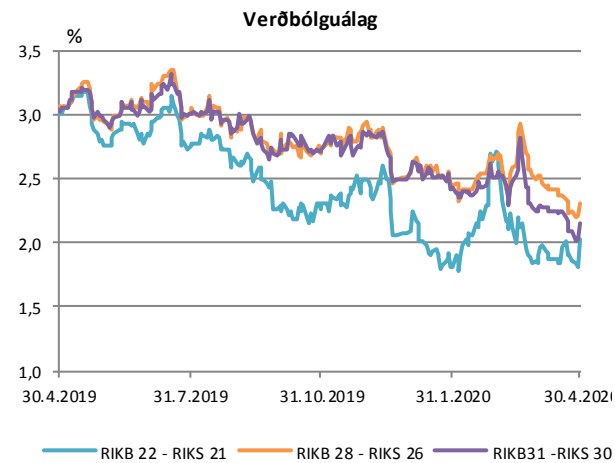
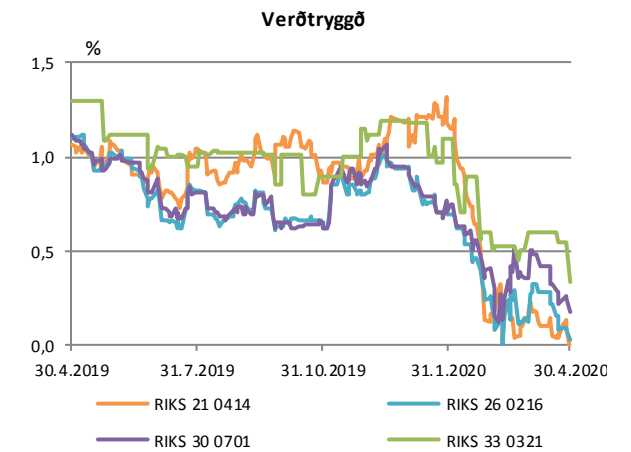
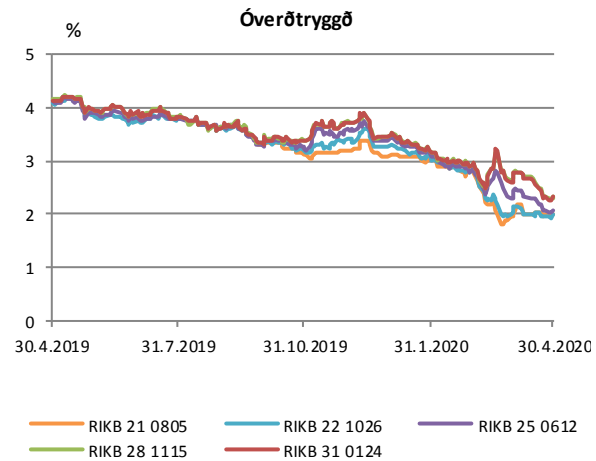
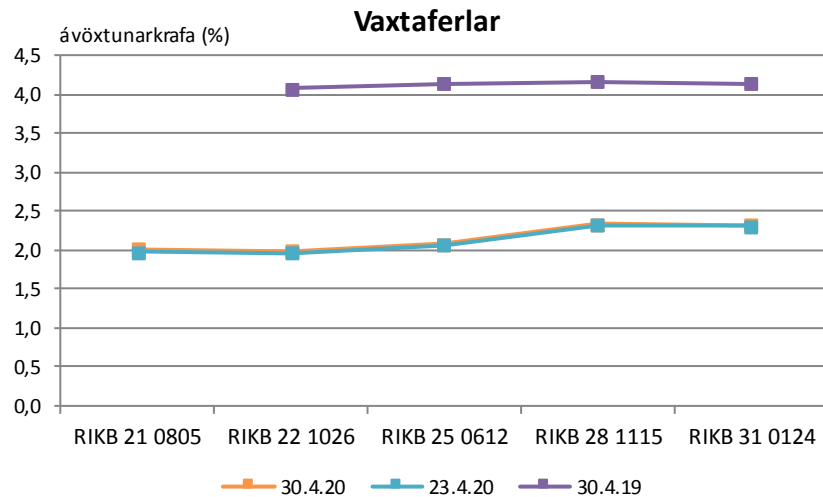
Miðgengi Seðlabanka Íslands. Heimild: Kodiak



# Ríkisbréf

	verð	krafa	velta (ma.kr./viku)	árm.	Breyting síðan ...			
					1V	1M	3M	12M
RIKB 21 0805	101,82	2,01	1,1	-1,06	0,04	0,04	-1,02	
RIKB 22 1026	112,56	1,99	0,8	-1,27	0,03	-0,02	-1,14	-2,08
RIKB 25 0612	128,37	2,08	2,4	-1,28	0,01	-0,21	-1,09	-2,06
RIKB 28 1115	120,38	2,34	3,8	-1,10	0,02	-0,29	-0,87	-1,84
RIKB 31 0124	139,24	2,32	1,9	-1,12	0,02	-0,28	-0,86	-1,82
RIKS 21 0414	103,62	-0,04	0,6	-1,23	-0,08	-0,20	-1,36	-1,10
RIKS 26 0216	108,53	0,02	0,4	-0,91	-0,06	-0,10	-0,72	-1,07
RIKS 30 0701	130,92	0,18	0,3	-0,77	-0,04	-0,18	-0,60	-0,94
RIKS 33 0321	133,61	0,33	0,1	-0,86	-0,22	-0,27	-0,77	-0,97

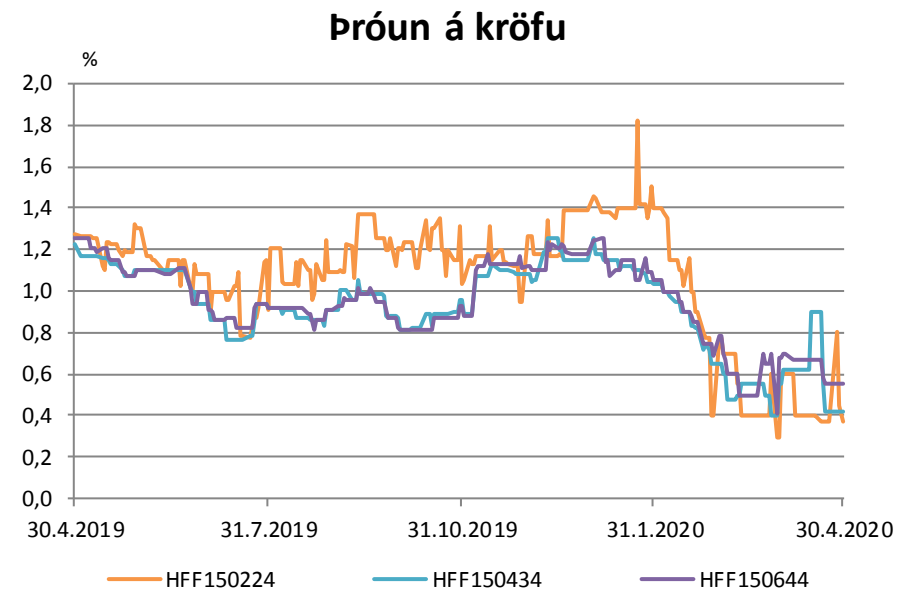
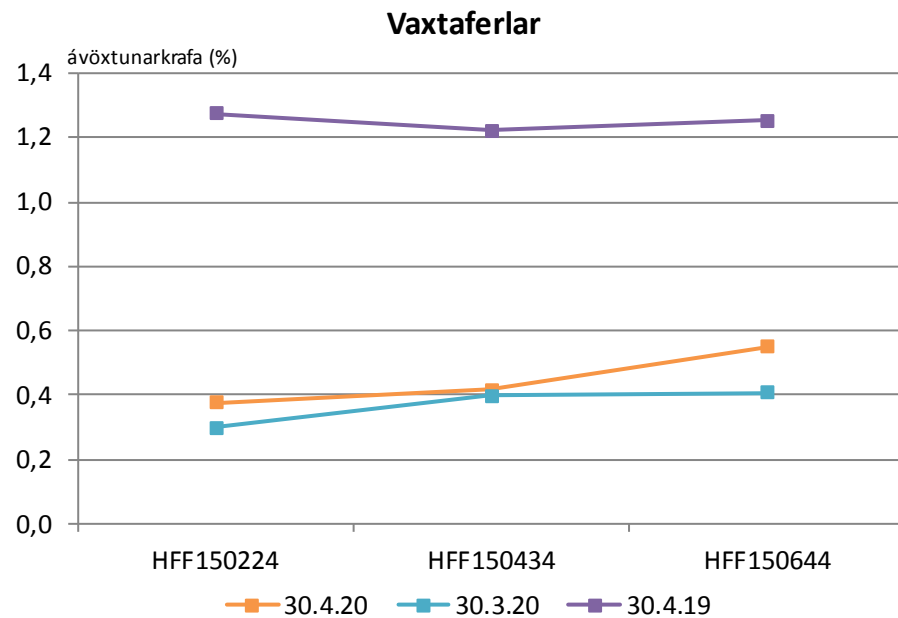
Heimild: Kodiak



# Íbúðabréf

	verð	krafa	velta (ma.kr./viku)	árm.	Breyting síðan ...			
					1V	1M	3M	12M
HFF150224	106,97	0,38	0,1	-1,01	0,01	0,08	-1,13	-0,90
HFF150434	125,45	0,42	0,0	-0,73	0,00	0,02	-0,63	-0,81
HFF150644	142,51	0,55	0,2	-0,63	0,00	0,14	-0,54	-0,70

Heimild: Kodiak

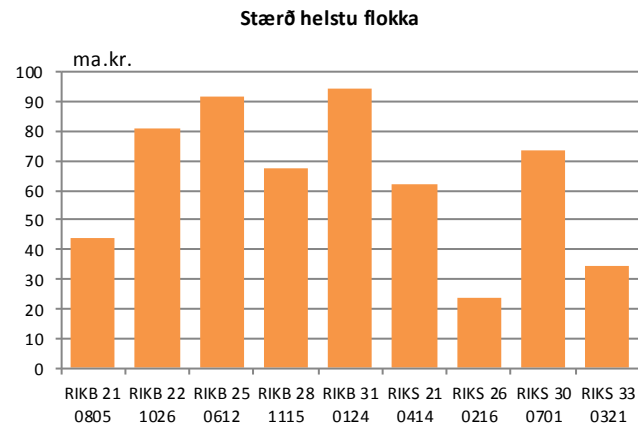
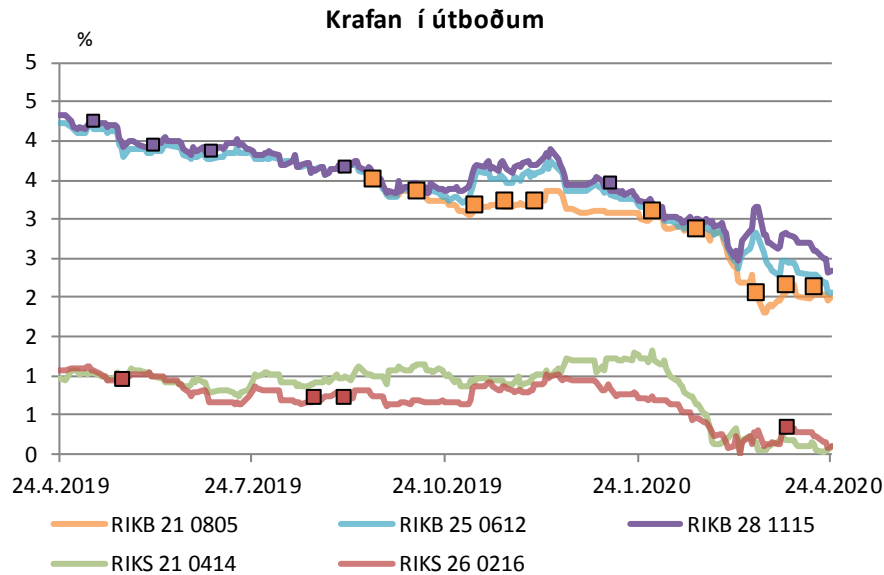
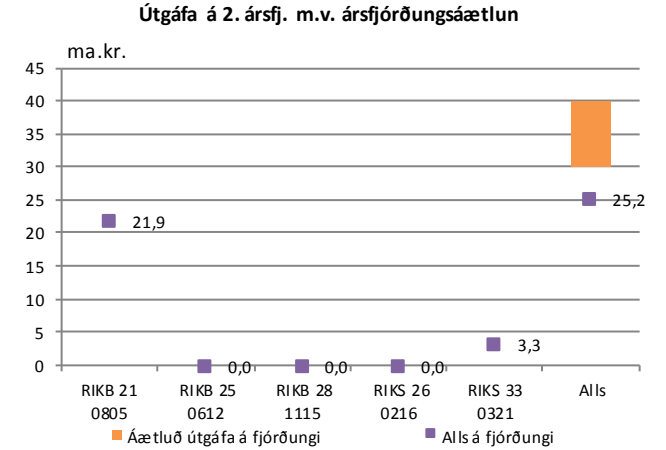
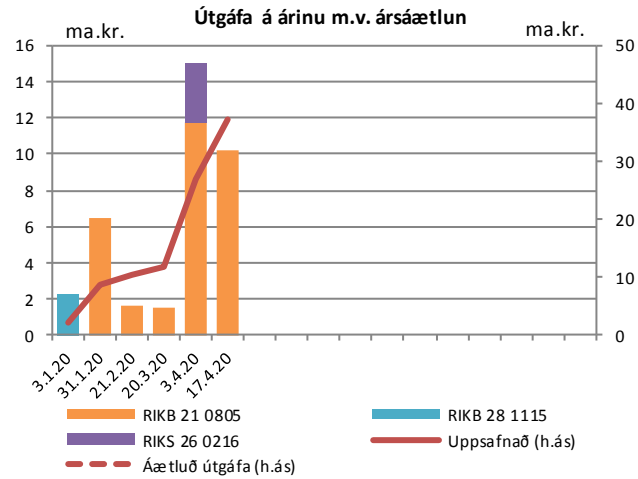




# Útboð ríkisbréfa

Seinustu útboð		Tilboð	Samþykkt	Verð	Krafa
Dags	Flokkur				
17.4.20	RIKB 21 0805	25,5	10,0	101,75	2,100
3.4.20	RIKB 21 0805	17,3	11,6	101,75	2,140
3.4.20	RIKS 26 0216	3,3	3,1	106,85	0,318
20.3.20	RIKB 21 0805	7,9	1,5	101,94	2,040
21.2.20	RIKB 21 0805	9,2	1,6	100,89	2,850
31.1.20	RIKB 21 0805	25,3	6,0	100,61	3,070
10.1.20	RIKB 28 1115	9,2	1,9	111,60	3,450

Að nafnvirði (ma.kr.) Heimild: Lánamál Ríkisins

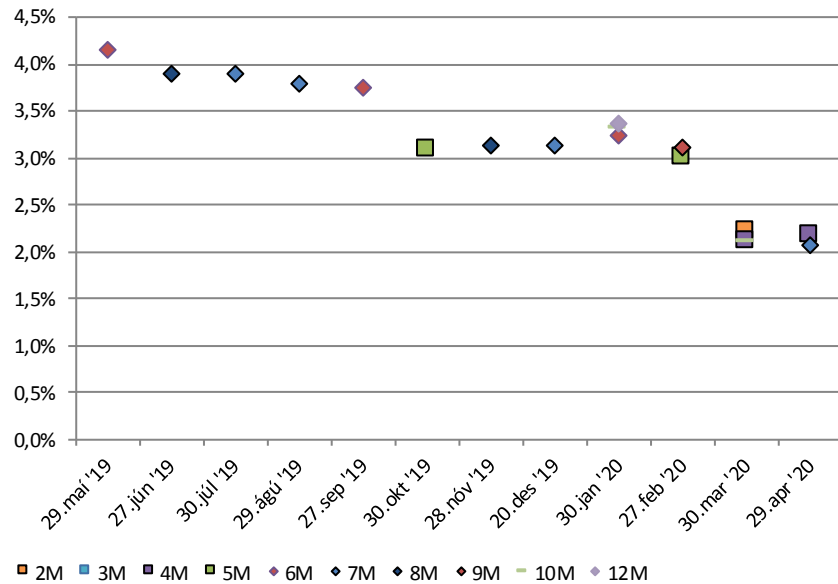


# Útboð ríkisvígla

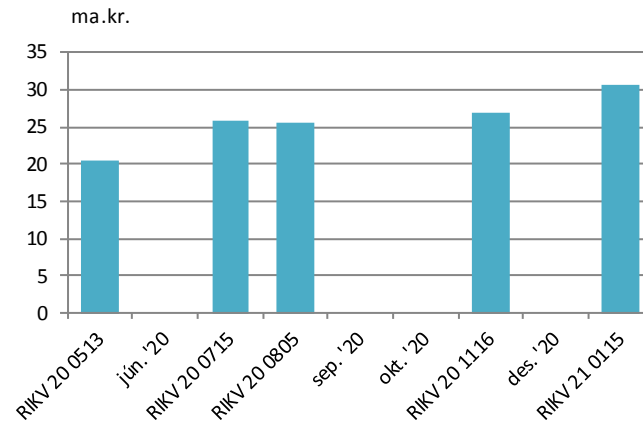
Dags.	Flokkur	Samþykkt	Vextir
29.04.20	RIKV 20 0805	25,6	2,19
29.04.20	RIKV 20 1116	6,6	2,08
30.03.20	RIKV 20 0513	20,5	2,23
30.03.20	RIKV 20 0715	15,3	2,12
30.03.20	RIKV 21 0115	18,0	2,20

Heimild: Lánamál ríkisins

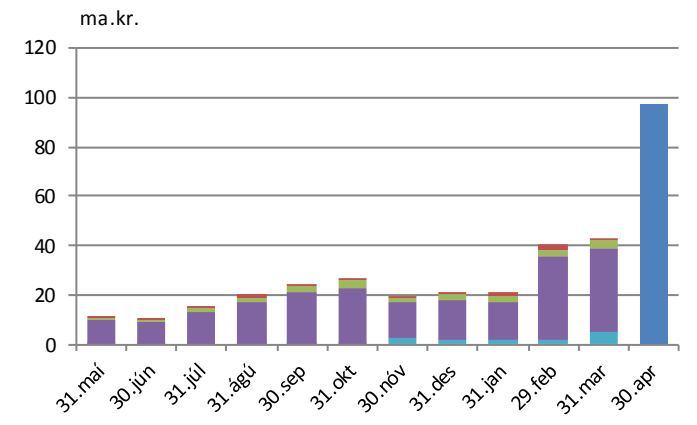
## Niðurstaða útboða



## Útstandandi ríkisvíglar

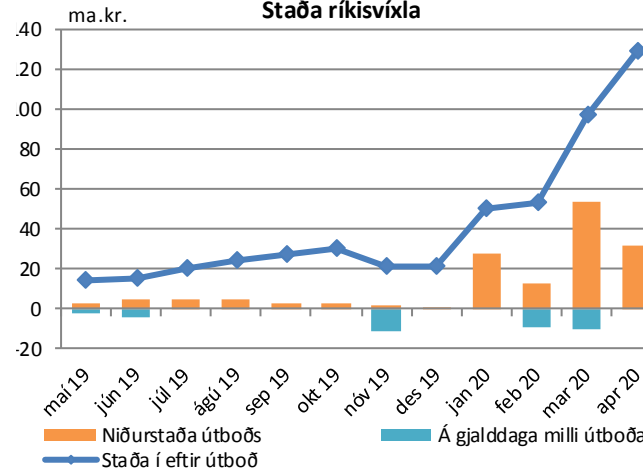


## Eigendaskipting



■ Erl. aðilar
 ■ Bankar
 ■ Ýmis lánafl.
 ■ Verðbr.- og fj.sjóðir
 ■ Aðrir
 ■ Ekki vitað

## Staða ríkisvígla

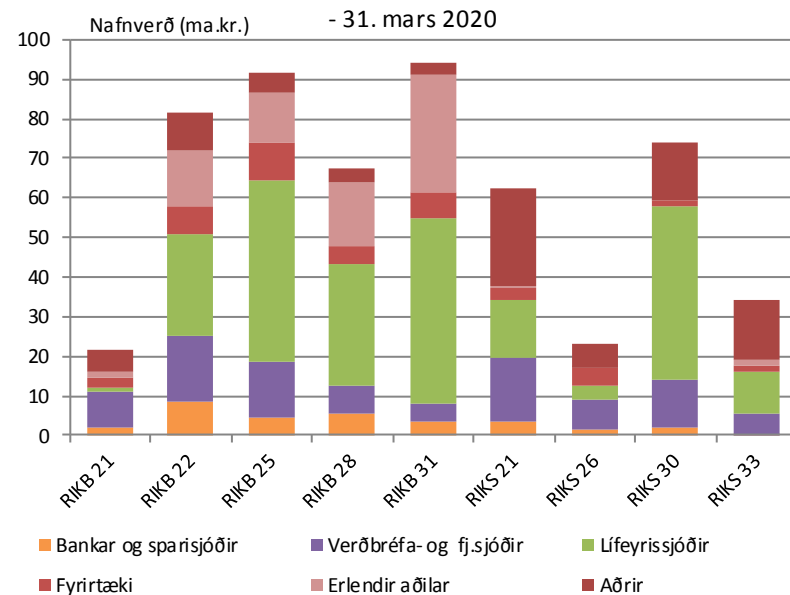


# Eigendaskipti ríkisbréfa

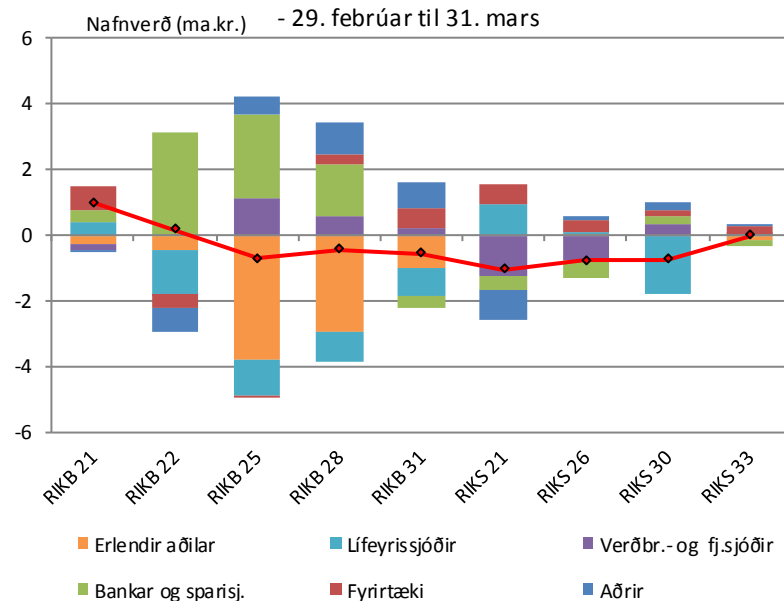
	Eigendaskipting (ma.kr.)								
	RIKB 22	RIKB 25	RIKB 28	RIKB 31	RIKS 21	RIKS 26	RIKS 30	RIKS 33	Alls
Bankar og sparissjóðir	8,5	4,5	5,3	3,5	3,3	1,4	2,1	0,0	28,6
Verðbréfa- og fj.sjóðir	16,4	14,1	7,2	4,4	16,1	7,6	11,9	5,3	83,0
Lífeyrissjóðir	26,0	45,5	30,7	46,9	14,5	3,7	43,7	10,9	221,8
Fyrirtæki	7,0	9,8	4,7	6,5	3,0	4,4	1,8	1,5	38,8
Aðrir	9,5	4,7	3,7	2,7	24,3	5,8	14,5	14,9	80,0
Erlendir aðilar	14,1	12,8	16,0	30,0	0,9	0,0	0,0	1,5	75,4
Nafnverð alls (ma.kr)	81,4	91,5	67,5	93,9	62,2	22,9	74,0	34,2	527,6

Heimild: Lánamál ríkisins

## Eigendur ríkisverðbréfa



## Breyting milli mánaða

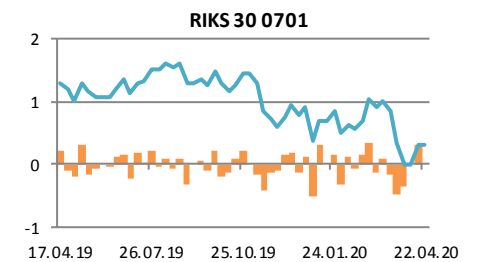
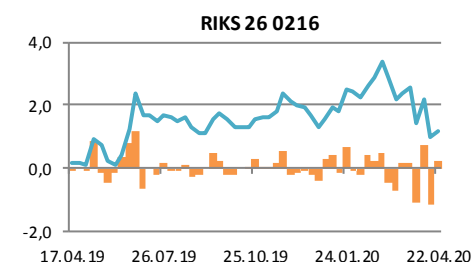
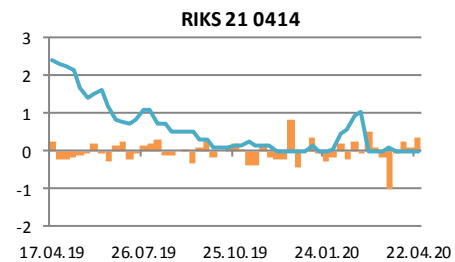
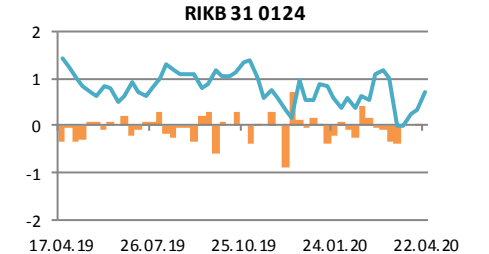
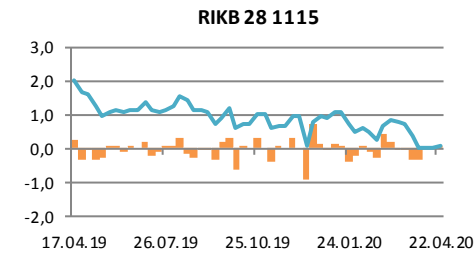
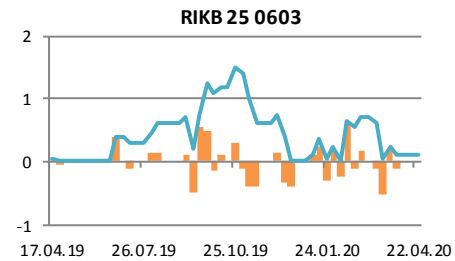
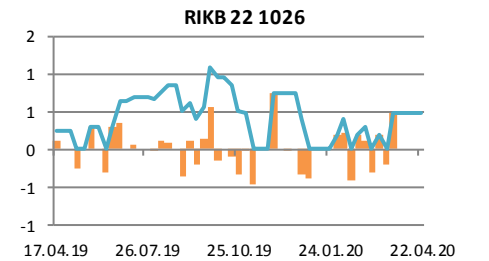
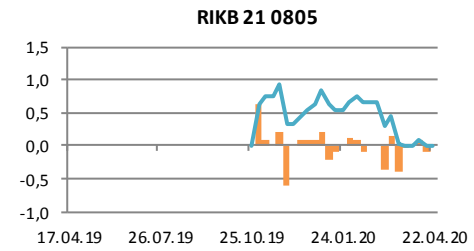
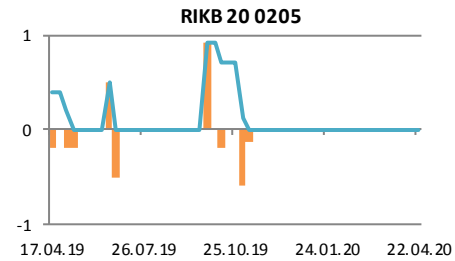
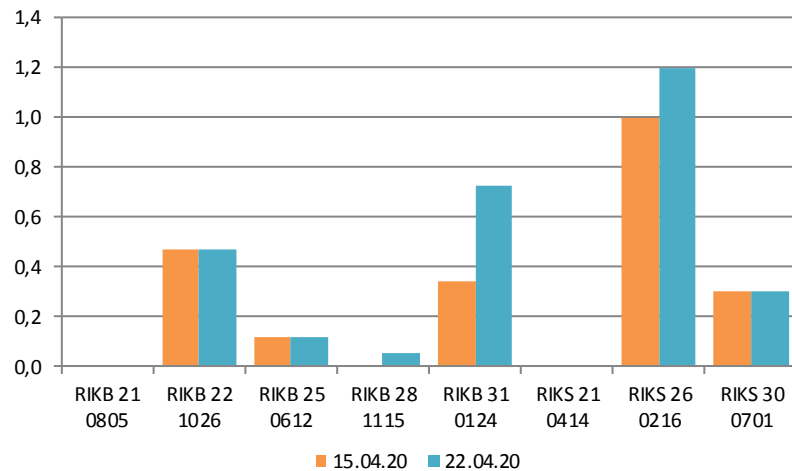


# Verðbréfalán

Flokkur	Nafnverð (m.kr.)	Breyting síðan				
		1V	4V	12V	26V	52V
RIKB 21 0805	0	0	0	-668	0	0
RIKB 22 1026	470	0	0	270	-30	220
RIKB 25 0612	120	0	-105	-110	-1.380	70
RIKB 28 1115	50	50	-315	-450	-950	-1.950
RIKB 31 0124	725	380	713	335	-625	-725
RIKS 21 0414	0	0	-85	-50	-150	-2.430
RIKS 26 0216	1.200	200	-1.345			
RIKS 30 0701	300	0	-50	-205	-1.150	-1.000

Heimild: Lánamál Ríkisins

## Breyting milli vikna



Innihald og form skjals þessa er unnið af starfsmönnum Hagfræðideildar Landsbankans hf. (hagfraedideild@landsbankinn.is) og byggist á aðgengilegum opinberum upplýsingum á þeim tíma sem greiningin var unnin. Mat á þeim upplýsingum endurspeglar skoðanir starfsmanna Hagfræðideildar Landsbankans á þeim degi þegar greiningin er dagsett, en þær geta breyst án fyrirvara.

Landsbankinn hf. og starfsfólk hans taka ekki ábyrgð á viðskiptum sem byggð eru á þeim upplýsingum og skoðunum sem hér eru settar fram.

Bent skal á að Landsbankinn hf. getur á hverjum tíma haft beinna eða óbeinna hagsmuna að gæta, ýmist sjálfur, dótturfélög hans eða fyrir hönd viðskiptamanna, s.s. sem fjárfestir, lánardrottinn eða þjónustuaðili. Greiningar eru engu að síður unnar sjálfstætt af Hagfræðideild Landsbankans og innan Landsbankans eru í gildi reglur um aðskilnað starfssviða sem eru aðgengilegar á vef bankans.

