



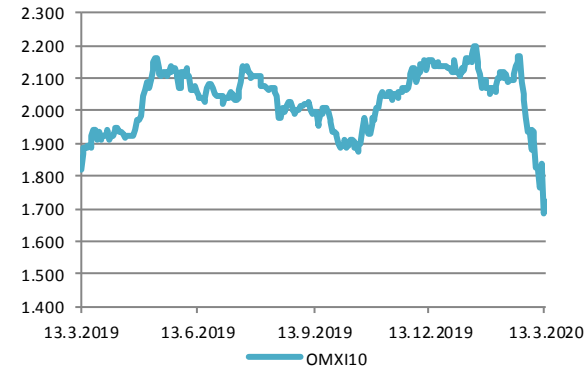
Vikubyrjun
Innlendar markaðsupplýsingar
16. mars 2020

Hlutabréf

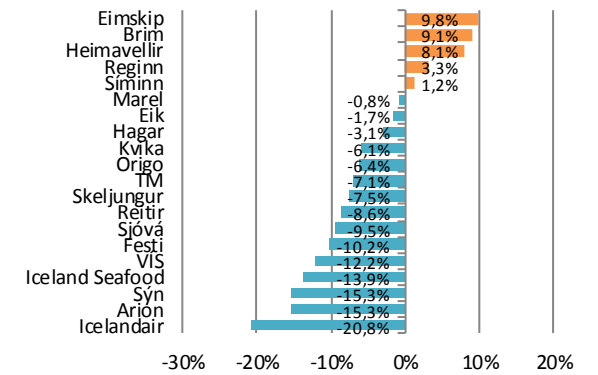
Félag	Verð	Velta (m.kr.)	Breyting síðan ...				
			áramót	1V	1M	3M	12M
OMX10	1721,1	23.537	-18,9%	-5,8%	-17,6%	-20,1%	-5,5%
Marel	504,0	4.584	-17,9%	-0,8%	-13,6%	-19,9%	3,7%
Icelandair	4,2	786	-44,4%	-20,8%	-51,0%	-47,2%	-43,7%
Eimskip	151,0	988,5	-20,3%	9,8%	-8,8%	-20,7%	-15,3%
Brim	41,5	178,7	6,0%	9,1%	7,4%	3,6%	38,9%
Iceland Seafoo	7,7	346	-22,5%	-13,9%	-22,2%	-21,5%	-10,3%
Hagar	44,0	654	0,5%	-3,1%	-12,7%	0,9%	2,1%
Festi	106,0	2.679	-18,1%	-10,2%	-24,6%	-19,1%	-1,9%
Skeljungur	7,8	670	-1,9%	-7,5%	-11,5%	-2,7%	14,8%
Sýn	27,1	141	-22,6%	-15,3%	-24,1%	-14,1%	-22,6%
Síminn	5,1	1.413	-3,8%	1,2%	-3,0%	-0,6%	37,8%
Origo	21,6	129	-17,0%	-6,4%	-17,9%	-16,7%	5,5%
Arion	64,1	2.964	-25,7%	-15,3%	-23,8%	-22,2%	-7,5%
Kvika	7,9	1.585	-25,4%	-6,1%	-24,1%	-20,3%	-17,8%
Sjóvá	15,2	978	-18,7%	-9,5%	-22,6%	-13,9%	-5,5%
VÍS	8,6	1.567	-20,7%	-12,2%	-28,6%	-19,6%	-24,0%
TM	26,0	570	-26,7%	-7,1%	-23,5%	-27,9%	-10,3%
Reginn	19,0	1.155	-12,8%	3,3%	-10,2%	-15,3%	-10,2%
Reitir	58,0	1.187	-18,1%	-8,6%	-18,1%	-20,0%	-19,8%
Eik	6,9	962	-16,2%	-1,7%	-19,7%	-16,0%	-18,6%
Heimavellir	1,5	10.773,4	29,2%	8,1%	8,1%	29,2%	15,0%

Leiðrétt fyrir arðgreiðslum. Heimild: Kodiak, útreikningar Hagfræðideildar

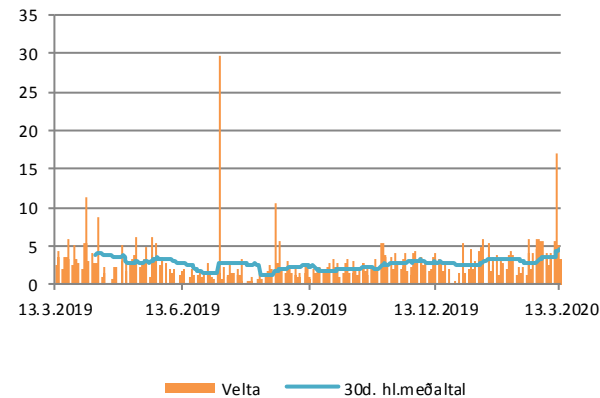
Úrvalsvísitalan



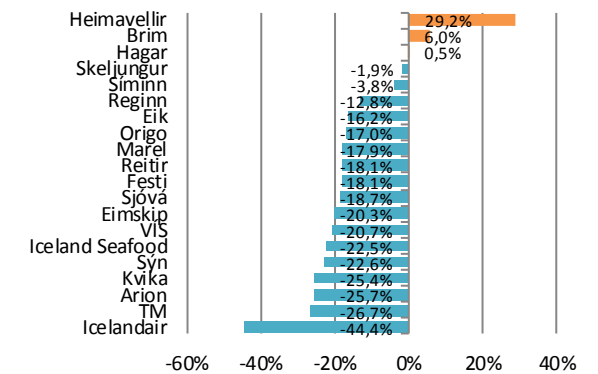
Breyting í vikunni



Velta



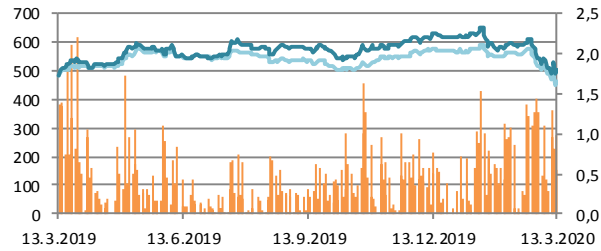
Frá áramótum



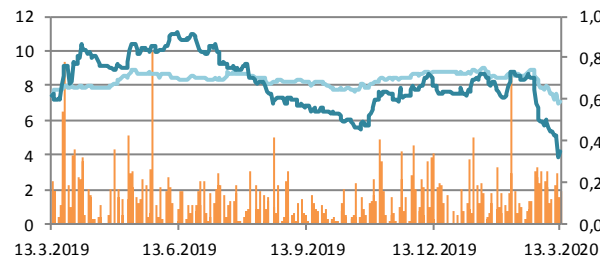
Hlutabréf

— Velta (h.ás, ma.kr./dag)
— Verð
— OMXIB

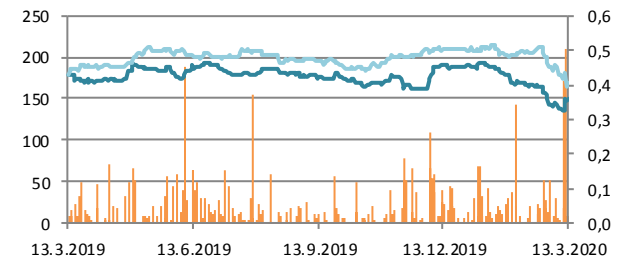
Marel



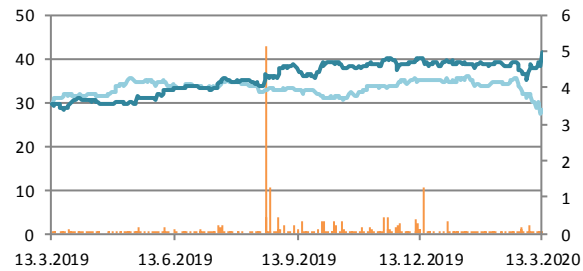
Icelandair



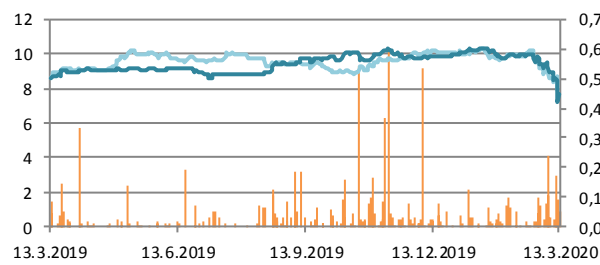
Eimskip



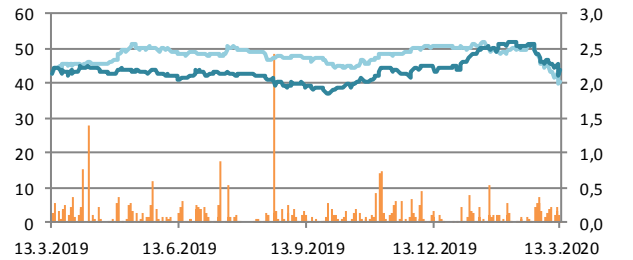
Brim



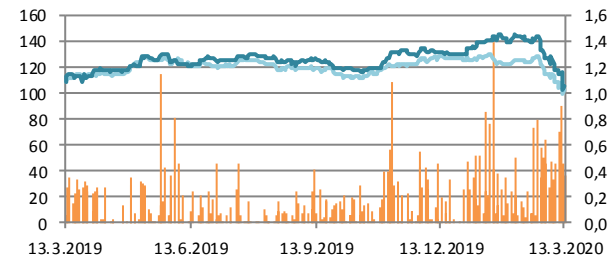
Iceland Seafood



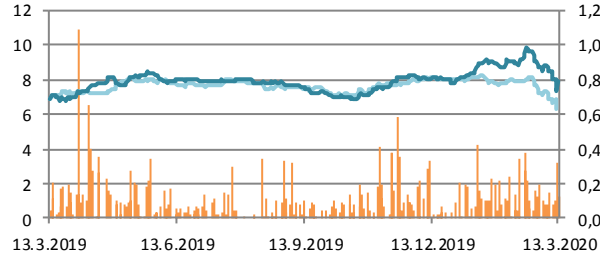
Hagar



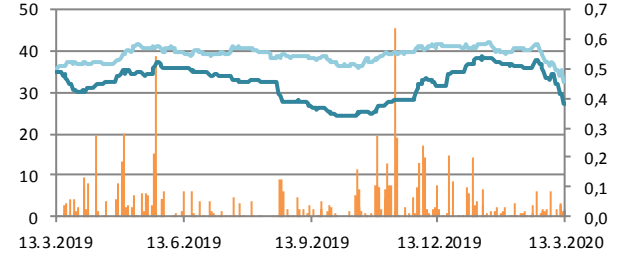
Festi



Skeljungur



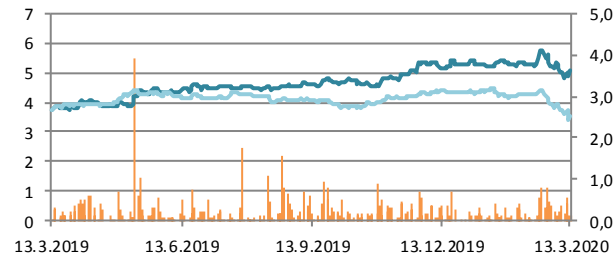
Sýn



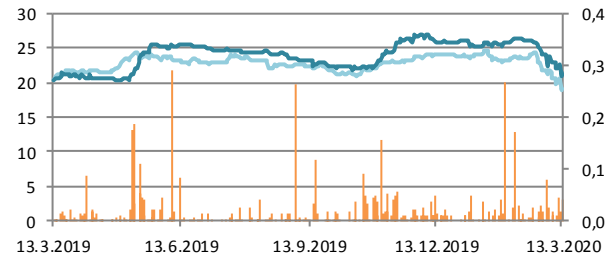
Hlutabréf

— Velta (h.ás, ma.kr./dag)
— Verð
— OMXIB

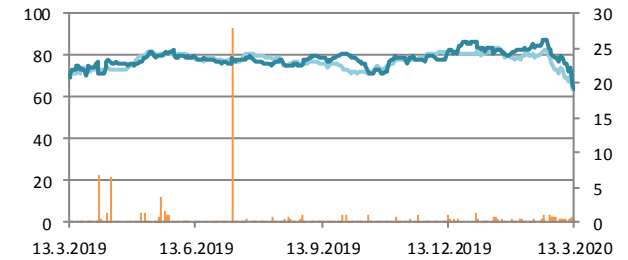
Síminn



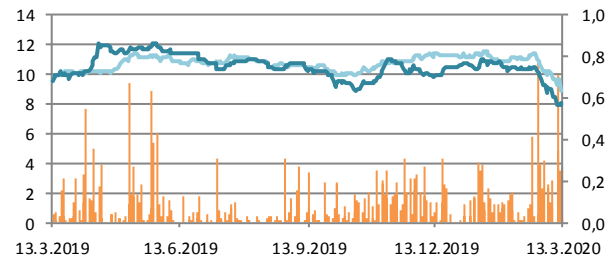
Origo



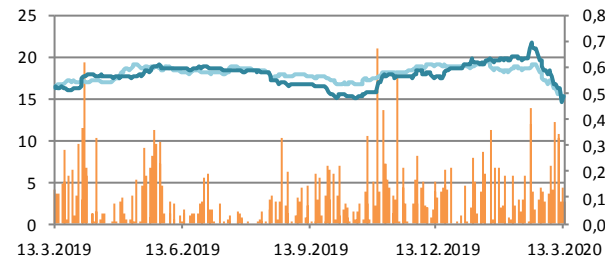
Arion



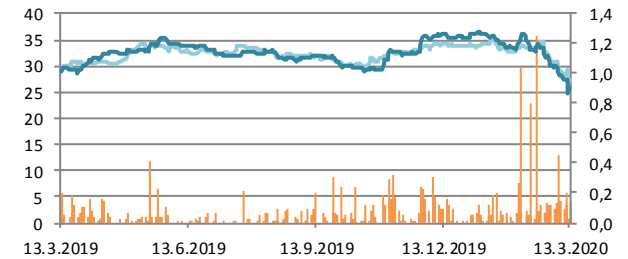
Kvika



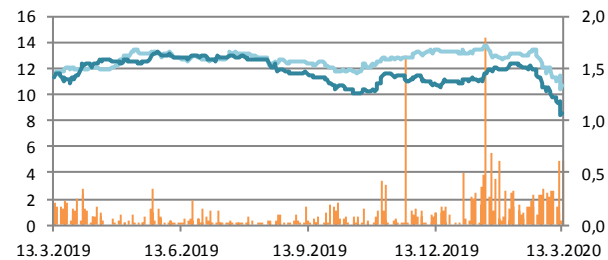
Sjóvá



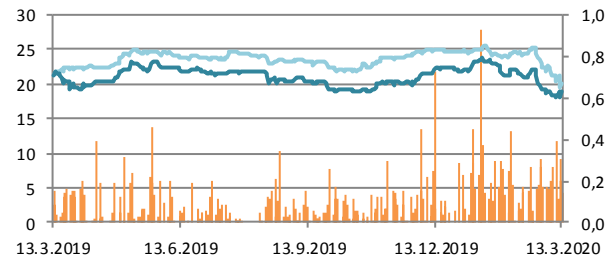
TM



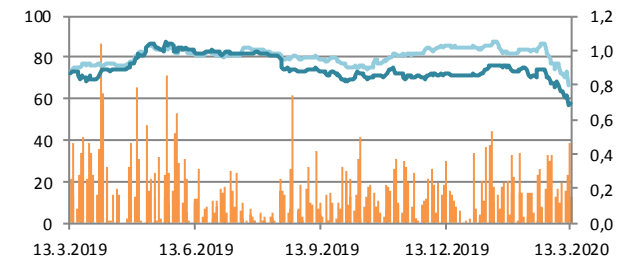
VÍS



Reginn



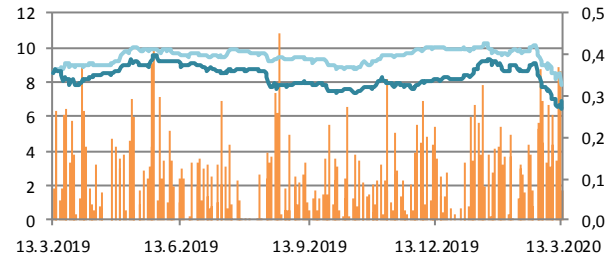
Reitir



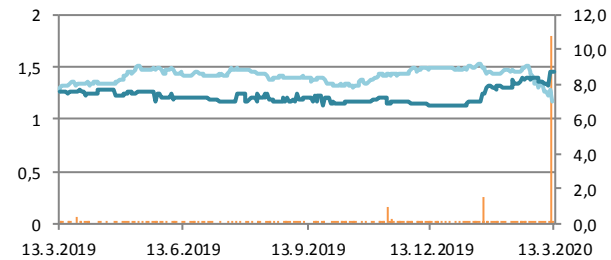
Hlutabréf

- Velta (h.ás, ma.kr./dag)
- Verð
- OMXIB

Eik

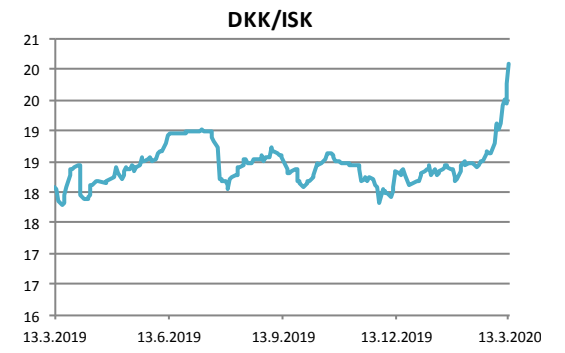
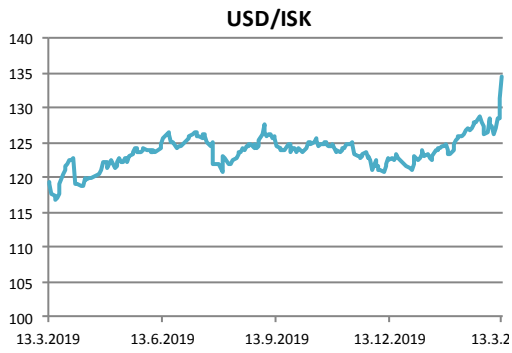
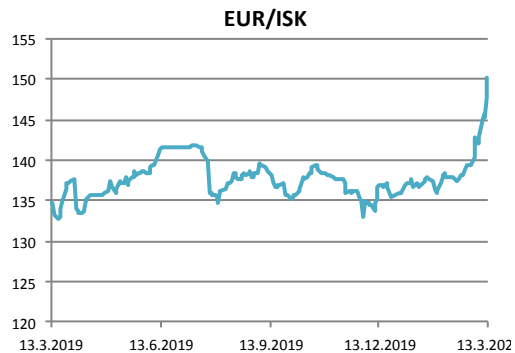


Heimavellir

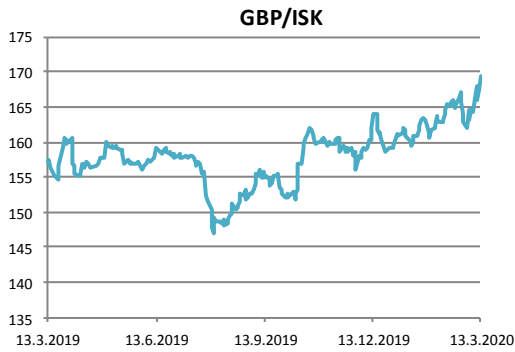
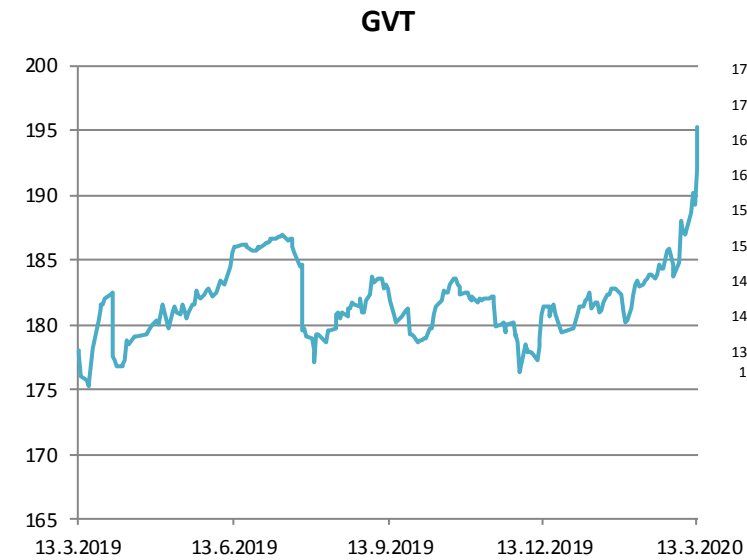


Gjaldeyrismarkaðurinn

Gengi ISK	13.mar	Breyting síðan ...				
		áramót	1V	1M	3M	12M
GVT	195,2	8,6%	4,4%	6,2%	7,7%	9,7%
EUR	150,1	10,5%	5,1%	8,9%	9,6%	11,4%
USD	134,5	11,1%	6,5%	6,1%	9,8%	12,7%
GBP	169,5	6,3%	3,3%	3,0%	3,3%	8,0%
SEK	13,8	6,2%	2,5%	4,9%	5,2%	8,0%
DKK	20,1	10,5%	5,1%	8,8%	9,6%	11,2%
NOK	13,4	-2,7%	-1,8%	-2,1%	-1,6%	-3,3%
JPY	1,27	13,4%	5,4%	9,5%	13,3%	18,0%



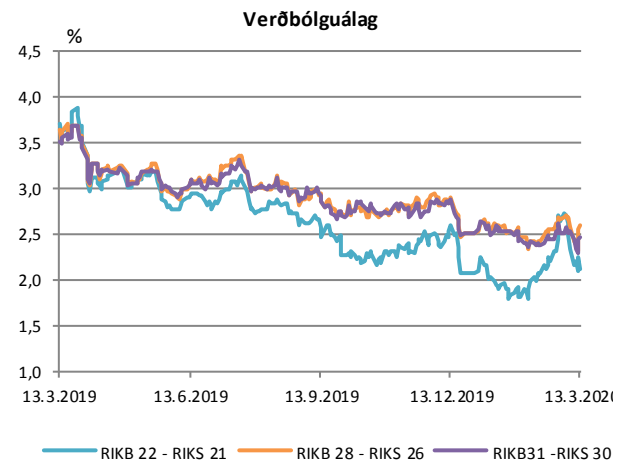
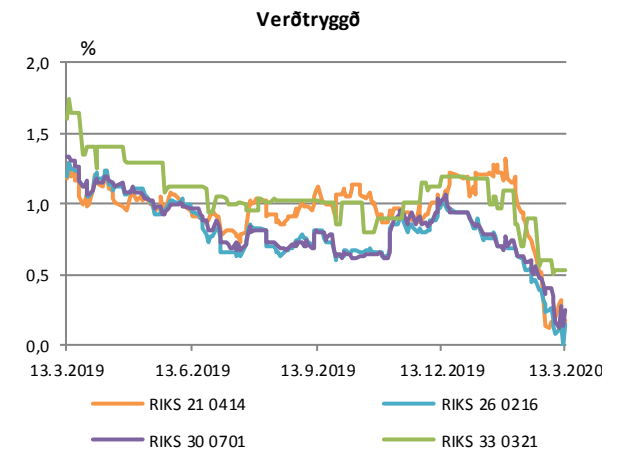
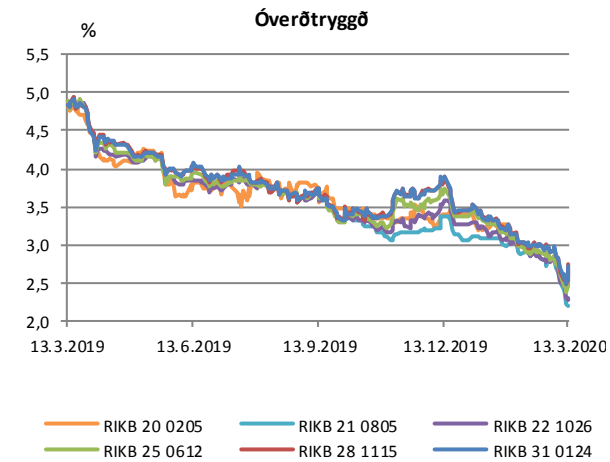
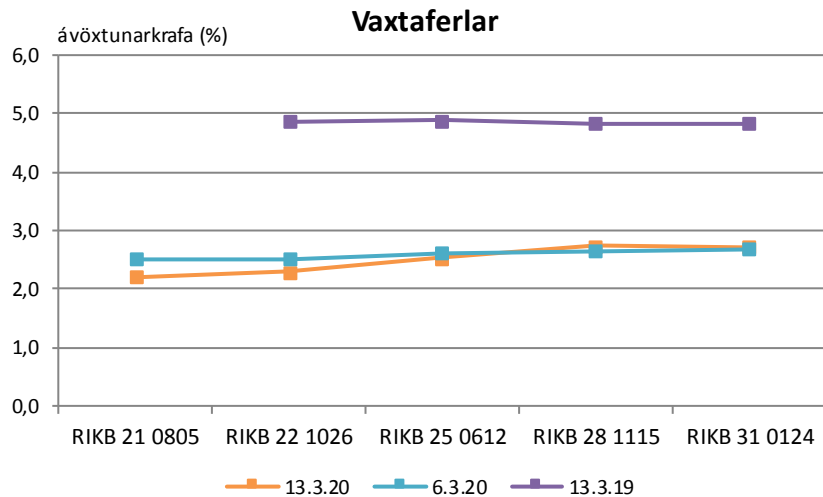
Miðgengi Seðlabanka Íslands. Heimild: Kodiak



Ríkisbréf

	verð	krafa	velta (ma.kr./viku)	árm.	Breyting síðan ...			
					1V	1M	3M	12M
RIKB 21 0805	101,75	2,20	1,8	-0,87	-0,32	-0,70	-1,17	
RIKB 22 1026	112,41	2,29	4,4	-0,98	-0,22	-0,63	-1,30	-2,59
RIKB 25 0612	126,45	2,54	7,1	-0,83	-0,08	-0,38	-1,21	-2,35
RIKB 28 1115	117,25	2,73	9,4	-0,71	0,09	-0,23	-1,16	-2,10
RIKB 31 0124	135,09	2,72	7,1	-0,72	0,04	-0,25	-1,18	-2,12
RIKS 21 0414	103,90	0,18	3,2	-1,01	-0,02	-0,69	-0,81	-1,01
RIKS 26 0216	107,95	0,15	5,2	-0,78	0,07	-0,39	-0,85	-1,04
RIKS 30 0701	130,45	0,25	4,3	-0,70	0,09	-0,34	-0,78	-1,08
RIKS 33 0321	131,06	0,52	0,0	-0,67	0,00	-0,28	-0,67	-1,08

Heimild: Kodiak

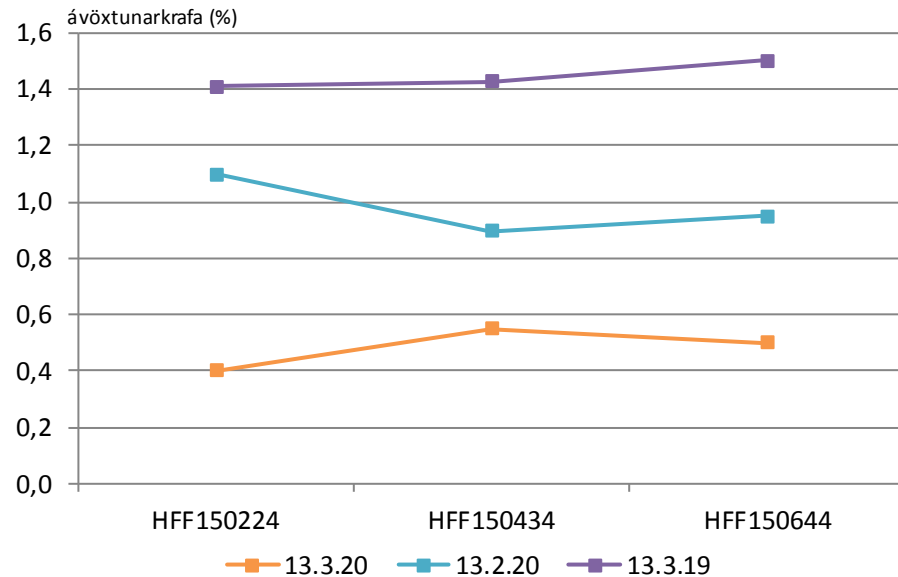


Íbúðabréf

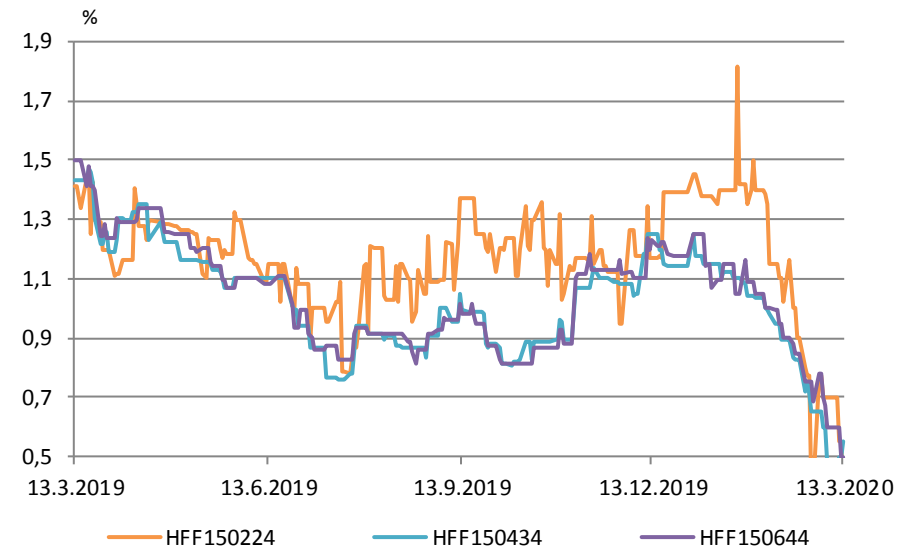
	verð	krafa	velta (ma.kr./viku)	Breyting síðan ...				
				árm.	1V	1M	3M	12M
HFF150224	106,72	0,70	0,1	-0,69	0,30	-0,65	-0,47	-0,66
HFF150434	124,73	0,48	0,7	-0,67	-0,17	-0,52	-0,57	-0,96
HFF150644	142,11	0,60	0,3	-0,58	-0,09	-0,40	-0,50	-0,95

Heimild: Kodiak

Vaxtaferlar



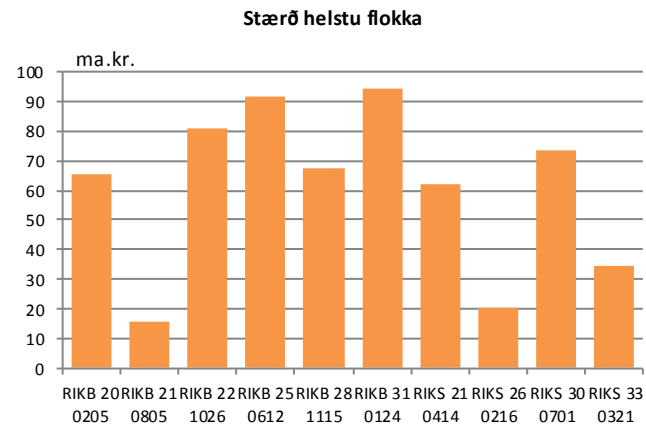
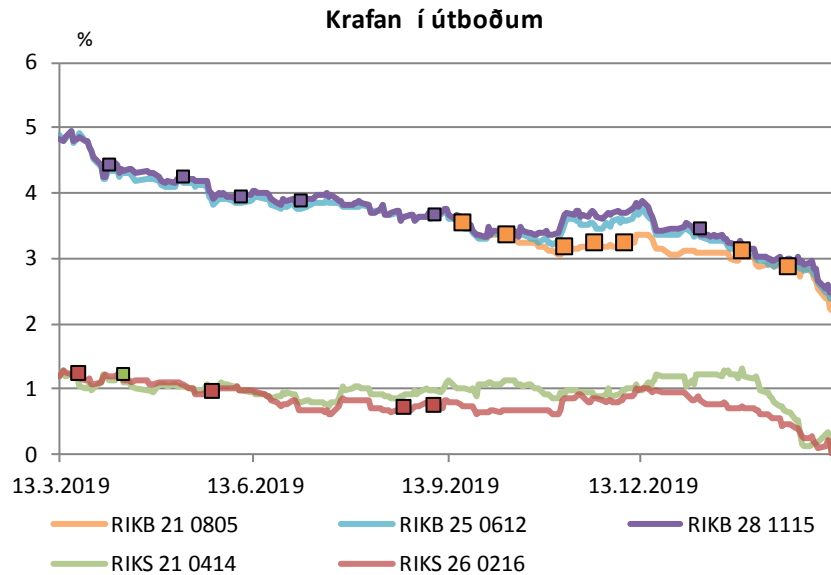
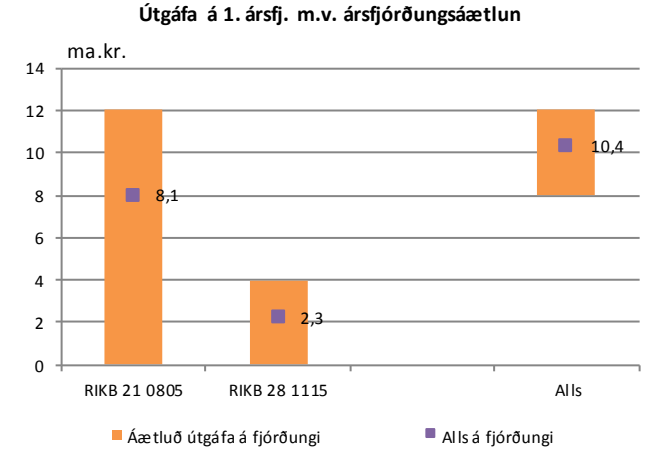
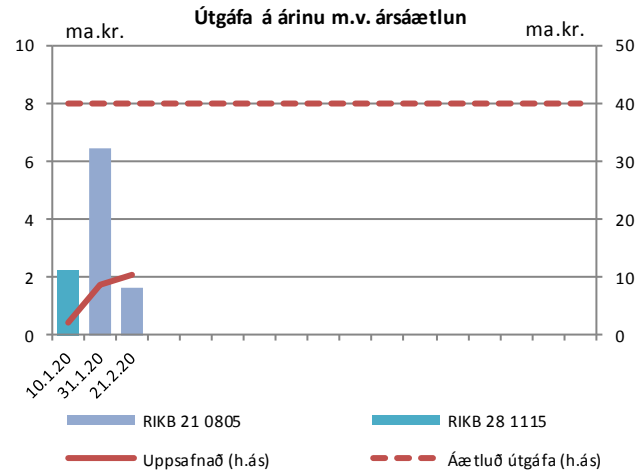
Þróun á kröfu



Útboð ríkisbréfa

Seinustu útboð		Tilboð	Samþykkt	Verð	Krafa
Dags	Flokkur				
21.2.20	RIKB 21 0805	9,2	1,6	100,89	2,850
31.1.20	RIKB 21 0805	25,3	6,0	100,61	3,070
10.1.20	RIKB 28 1115	9,2	1,9	111,61	3,450
6.12.19	RIKB 21 0805	2,1	2,0	100,43	3,220
8.11.19	RIKB 21 0805	4,8	2,5	100,56	3,160
11.10.19	RIKB 21 0805	8,7	2,5	100,27	3,340

Að nafnvirði (ma.kr.) Heimild: Lánamál Ríkisins

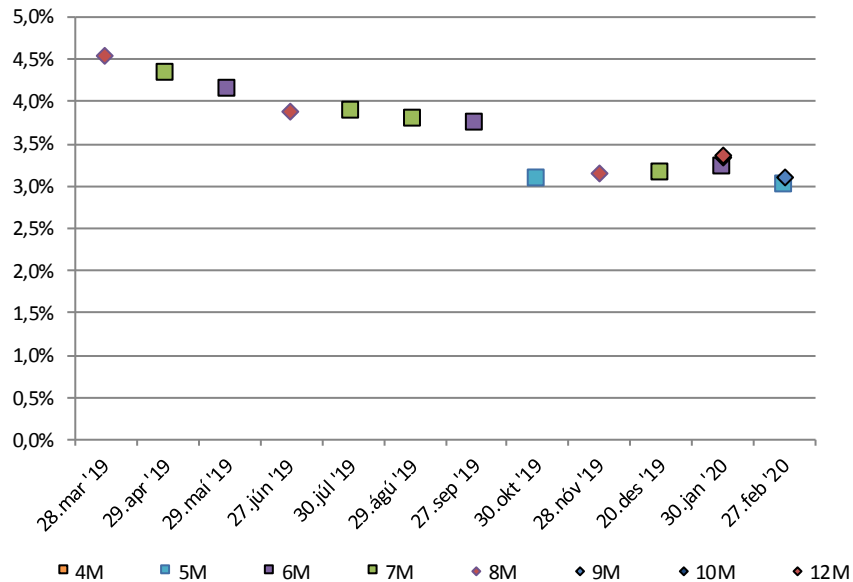


Útboð ríkisvixla

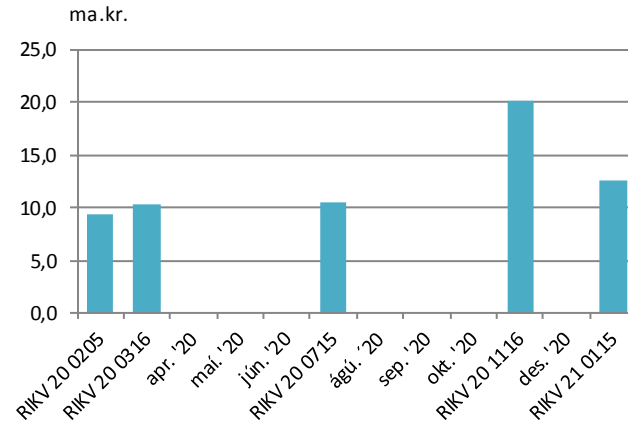
Dags.	Flokkur	Samþykkt	Vextir
27.02.20	RIKV 20 0715	4,1	3,02
27.02.20	RIKV 20 1116	9,1	3,12
31.01.20	RIKV 21 0115	12,6	3,38
31.01.20	RIKV 20 1116	11,1	3,34
31.01.20	RIKV 20 0715	4,5	3,24
20.12.19	RIKV 20 0715	0,5	3,15

Heimild: Lánamál ríkisins

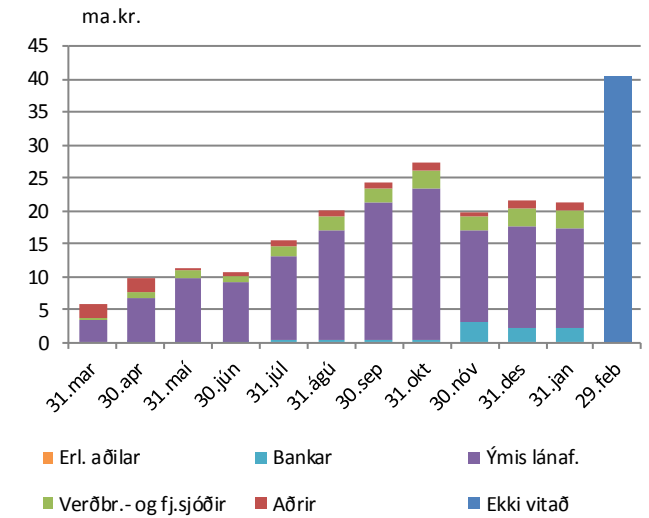
Niðurstaða útboða



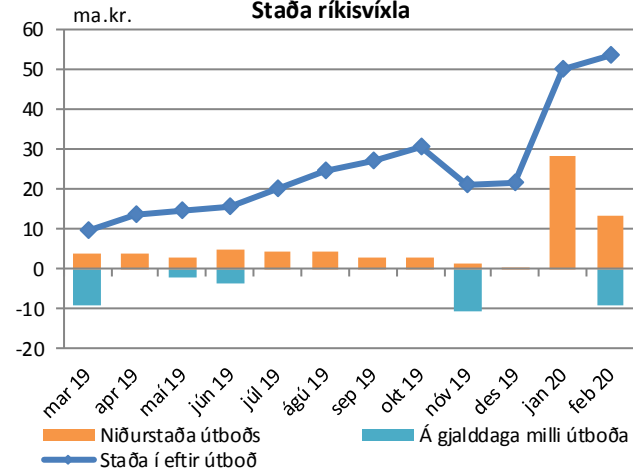
Útstandandi ríkisvixlar



Eigendaskipting



Staða ríkisvixla

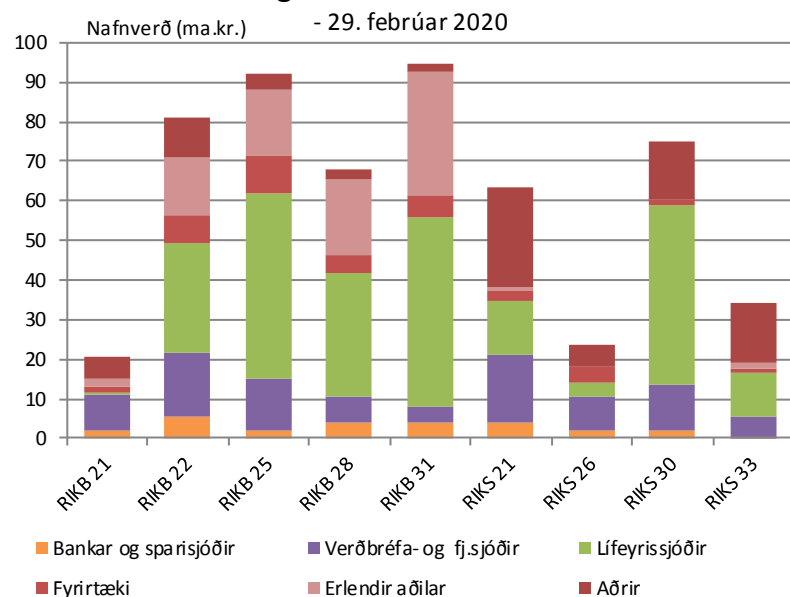


Eigendaskipti ríkisbréfa

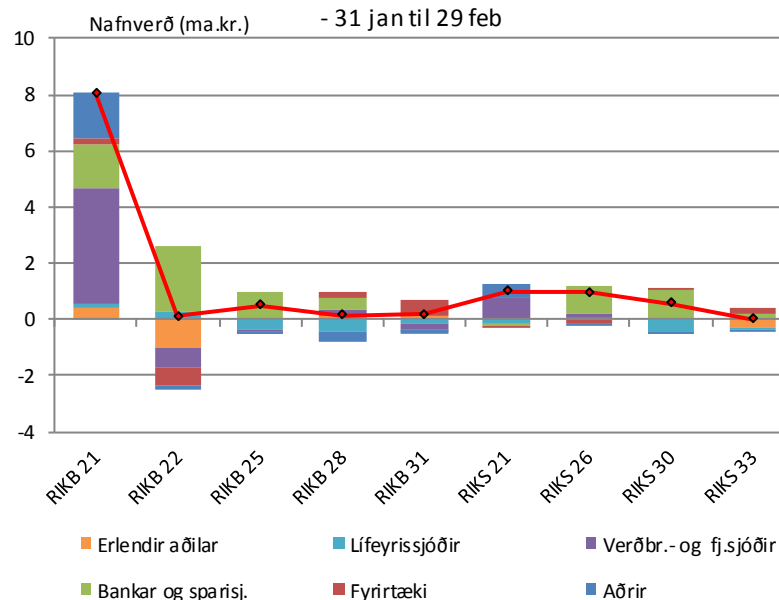
	Eigendaskipting (ma.kr.)								
	RIKB 22	RIKB 25	RIKB 28	RIKB 31	RIKS 21	RIKS 26	RIKS 30	RIKS 33	Alls
Bankar og sparissjóðir	5,3	2,0	3,7	3,8	3,8	2,0	1,9	0,2	22,6
Verðbréfa- og fj.sjóðir	16,4	13,0	6,6	4,2	17,3	8,3	11,6	5,3	82,7
Lífeyrissjóðir	27,3	46,7	31,6	47,8	13,6	3,6	45,5	10,9	226,9
Fyrirtæki	7,4	9,8	4,4	5,8	2,4	4,0	1,6	1,3	36,7
Aðrir	10,2	4,2	2,7	1,9	25,2	5,7	14,2	14,9	79,0
Erlendir aðilar	14,6	16,6	18,9	31,0	0,9	0,0	0,0	1,7	83,7
Nafnverð alls (ma.kr.)	81,3	92,2	68,0	94,5	63,2	23,7	74,7	34,2	531,7

Heimild: Lánamál ríkisins

Eigendur ríkisverðbréfa



Breyting milli mánaða

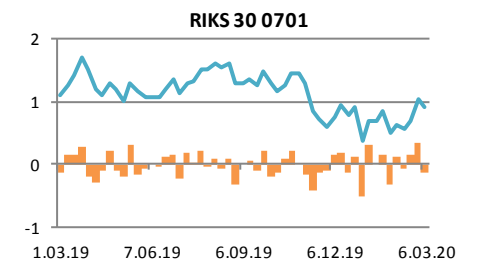
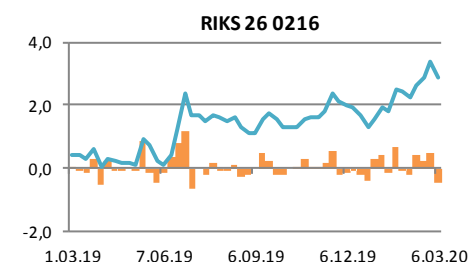
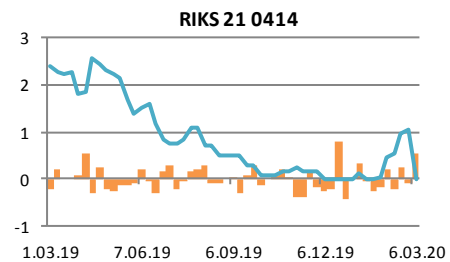
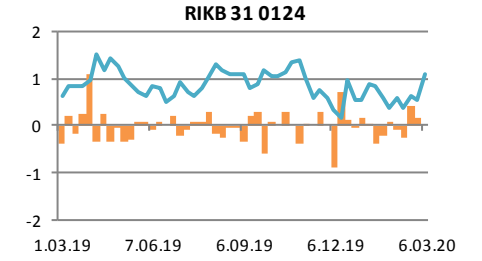
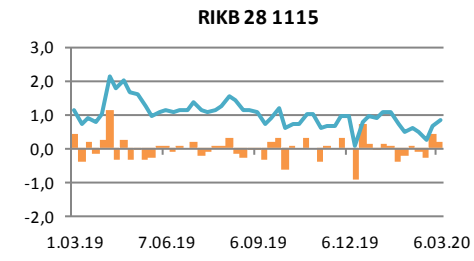
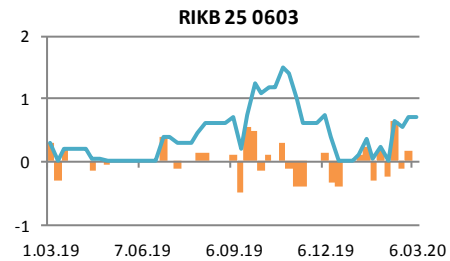
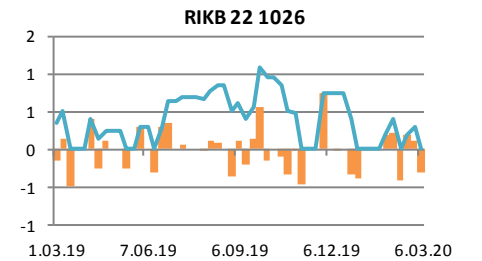
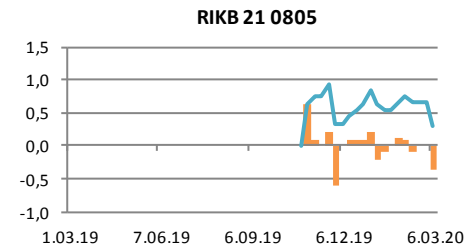
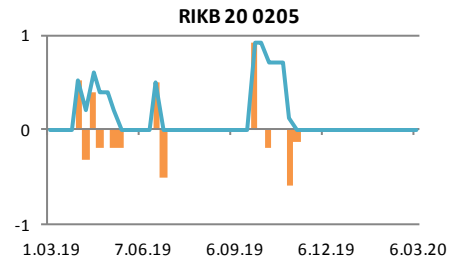
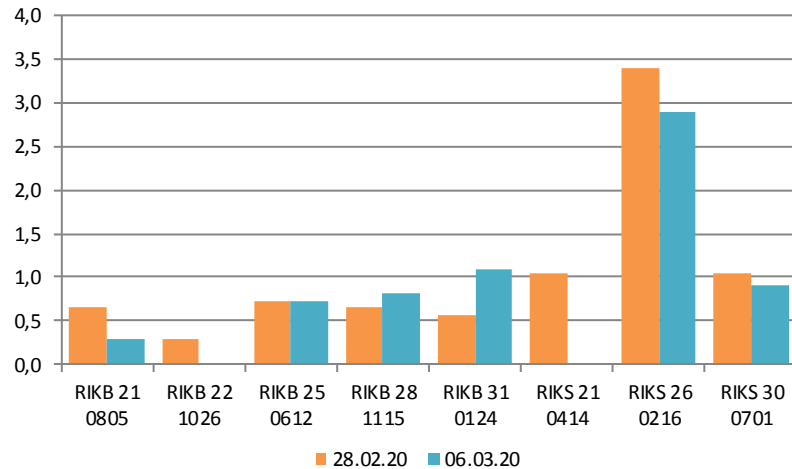


Verðbréfalán

Flokkur	Nafnverð (m.kr.)	Breyting síðan				
		1V	4V	12V	26V	52V
RIKB 21 0805	300	-350	-450	-143	300	300
RIKB 22 1026	0	-300	-405	-735	-600	-350
RIKB 25 0612	725	0	725	325	25	425
RIKB 28 1115	821	171	221	771	-229	-279
RIKB 31 0124	1.096	531	516	946	-14	446
RIKS 21 0414	0	-1.050	-450	0	-500	-2.388
RIKS 26 0216	2.905	-495	655			
RIKS 30 0701	900	-150	275	-30	-400	-200

Heimild: Lánamál Ríkisins

Breyting milli vikna



Innihald og form skjals þessa er unnið af starfsmönnum Hagfræðideildar Landsbankans hf. (hagfraedideild@landsbankinn.is) og byggist á aðgengilegum opinberum upplýsingum á þeim tíma sem greiningin var unnin. Mat á þeim upplýsingum endurspeglar skoðanir starfsmanna Hagfræðideildar Landsbankans á þeim degi þegar greiningin er dagsett, en þær geta breyst án fyrirvara.

Landsbankinn hf. og starfsfólk hans taka ekki ábyrgð á viðskiptum sem byggð eru á þeim upplýsingum og skoðunum sem hér eru settar fram.

Bent skal á að Landsbankinn hf. getur á hverjum tíma haft beinna eða óbeinna hagsmuna að gæta, ýmist sjálfur, dótturfélög hans eða fyrir hönd viðskiptamanna, s.s. sem fjárfestir, lánardrottinn eða þjónustuaðili. Greiningar eru engu að síður unnar sjálfstætt af Hagfræðideild Landsbankans og innan Landsbankans eru í gildi reglur um aðskilnað starfssviða sem eru aðgengilegar á vef bankans.

