



---

**Vikubyrjun**  
**Innlendar markaðsupplýsingar**  
**9. mars 2020**

---

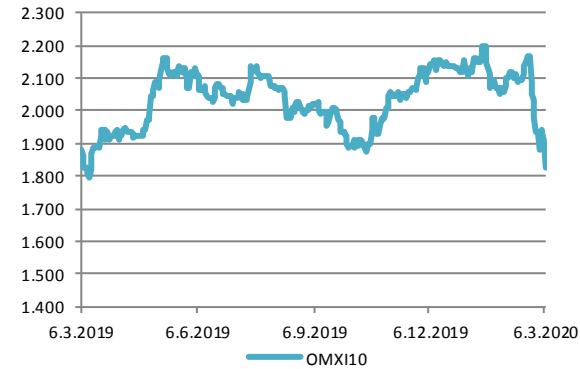
---

# Hlutabréf

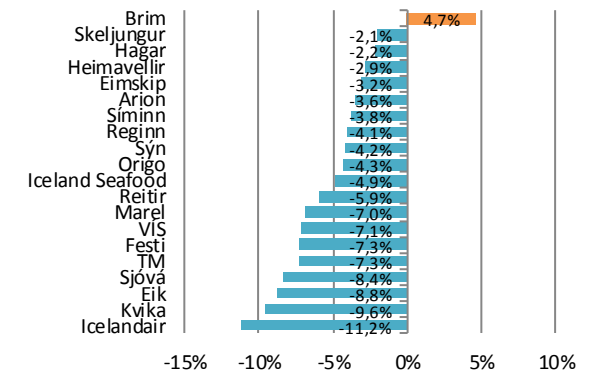
| Félag           | Verð   | Velta (m.kr.) | Breyting síðan ... |        |        |        |        |
|-----------------|--------|---------------|--------------------|--------|--------|--------|--------|
|                 |        |               | áramót             | 1V     | 1M     | 3M     | 12M    |
| OMX10           | 1827,5 | 17.382        | -13,8%             | -5,5%  | -13,1% | -14,8% | -1,9%  |
| Marel           | 508,0  | 2.497         | -17,3%             | -7,0%  | -13,5% | -17,7% | 1,0%   |
| Icelandair      | 5,3    | 849           | -29,8%             | -11,2% | -35,6% | -37,2% | -39,1% |
| Eimskip         | 137,5  | 116,5         | -27,4%             | -3,2%  | -18,9% | -26,7% | -25,2% |
| Brim            | 38,0   | 428,5         | -2,8%              | 4,7%   | -2,3%  | -2,6%  | 25,9%  |
| Iceland Seafood | 8,9    | 473           | -10,0%             | -4,9%  | -10,4% | -8,8%  | 7,6%   |
| Hagar           | 45,4   | 804           | 3,7%               | -2,2%  | -13,0% | 0,5%   | 8,7%   |
| Festi           | 118,0  | 1.826         | -8,9%              | -7,3%  | -18,5% | -10,9% | 10,8%  |
| Skeljungur      | 8,5    | 487           | 6,1%               | -2,1%  | -6,2%  | 5,2%   | 25,3%  |
| Sýn             | 32,0   | 114           | -8,6%              | -4,2%  | -12,1% | -3,0%  | -10,1% |
| Síminn          | 5,1    | 986           | -4,9%              | -3,8%  | -5,9%  | -5,2%  | 34,2%  |
| Origo           | 23,5   | 128           | -11,3%             | -4,3%  | -11,6% | -14,4% | 15,0%  |
| Arion           | 75,7   | 2.129         | -12,3%             | -3,6%  | -9,3%  | -3,3%  | 9,7%   |
| Kvika           | 8,4    | 707           | -20,6%             | -9,6%  | -19,6% | -16,7% | -9,9%  |
| Sjóvá           | 16,8   | 936           | -10,2%             | -8,4%  | -16,0% | -6,7%  | 4,4%   |
| VÍS             | 9,8    | 1.303         | -9,7%              | -7,1%  | -21,0% | -11,2% | -10,3% |
| TM              | 28,0   | 887           | -21,1%             | -7,3%  | -19,3% | -21,7% | -2,3%  |
| Reginn          | 18,7   | 917           | -15,6%             | -4,1%  | -17,1% | -15,0% | -13,1% |
| Reitir          | 65,3   | 809           | -10,4%             | -5,9%  | -15,0% | -11,3% | -9,3%  |
| Eik             | 7,0    | 985           | -14,7%             | -8,8%  | -21,8% | -13,1% | -15,7% |
| Heimavellir     | 1,4    | 32,7          | 19,5%              | -2,9%  | 3,8%   | 16,4%  | 8,9%   |

Leiðrétt fyrir arðgreiðslum. Heimild: Kodiak, útreikningar Hagfræðideildar

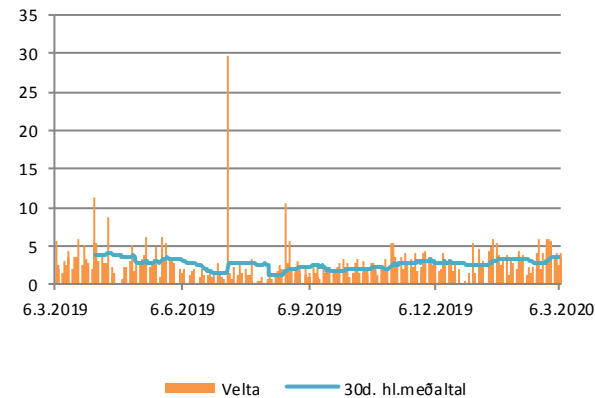
### Úrvalsvísitalan



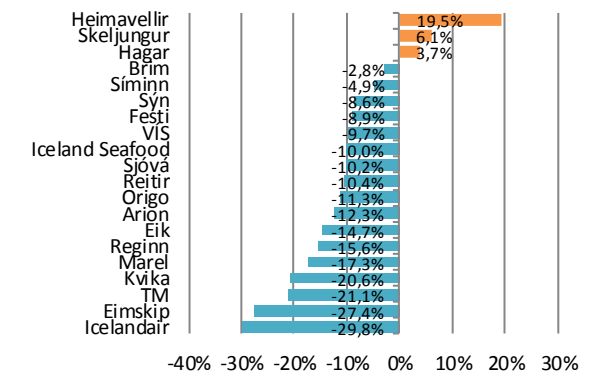
### Breyting í vikunni



### Velta



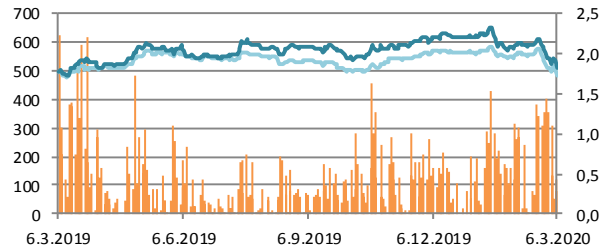
### Frá áramótum



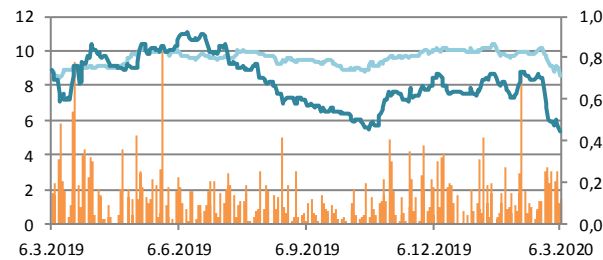
# Hlutabréf

— Velta (h.ás, ma.kr./dag)  
— Verð  
— OMXIB

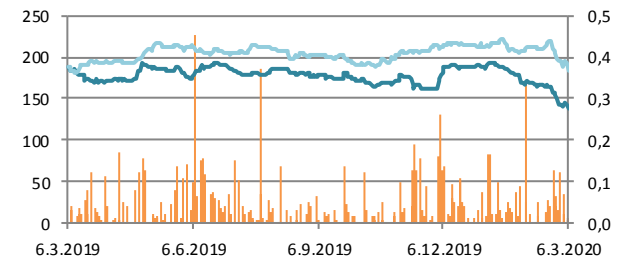
### Marel



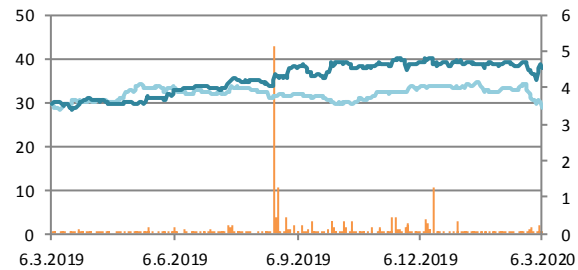
### Icelandair



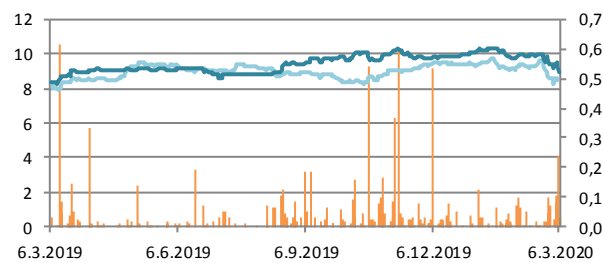
### Eimskip



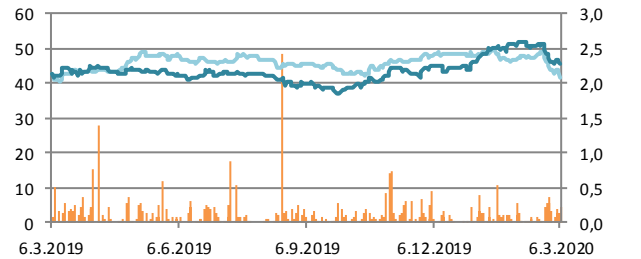
### Brim



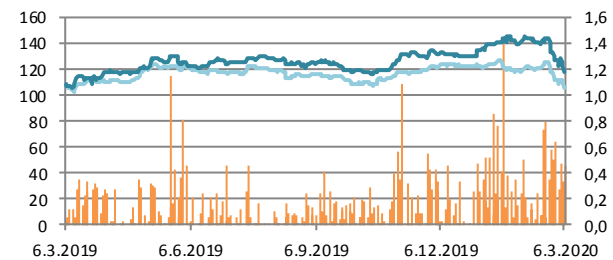
### Iceland Seafood



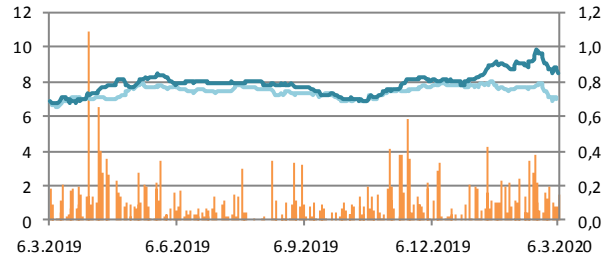
### Hagar



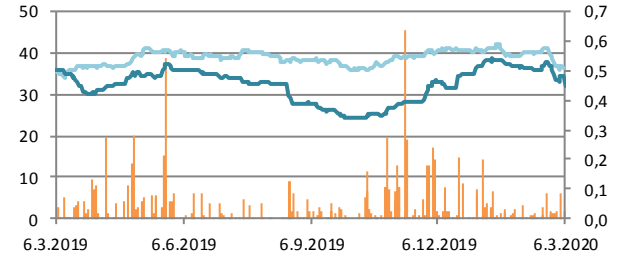
### Festi



### Skeljungur



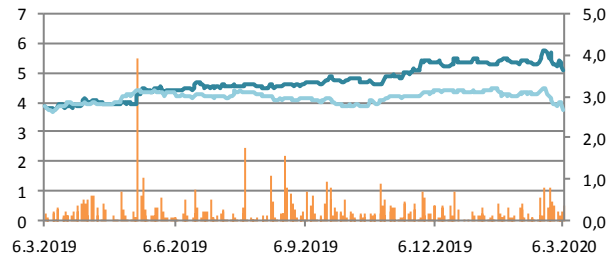
### Sýn



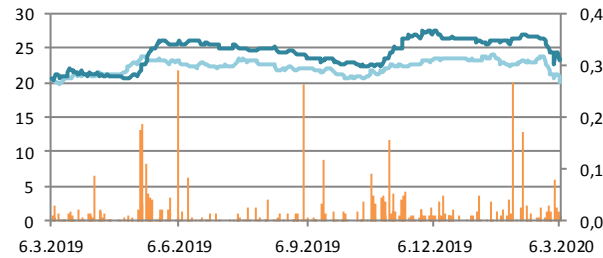
# Hlutabréf

— Velta (h.ás, ma.kr./dag)  
— Verð  
— OMXIB

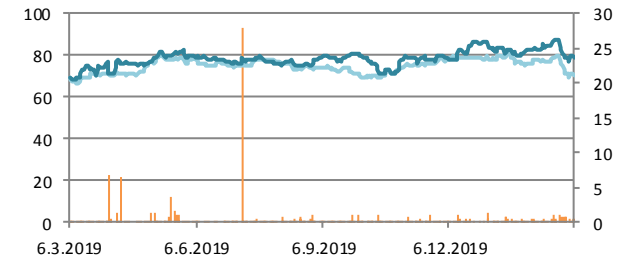
### Síminn



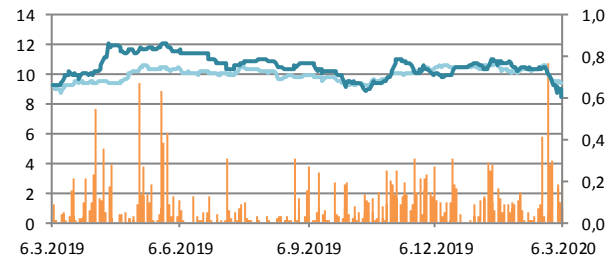
### Origo



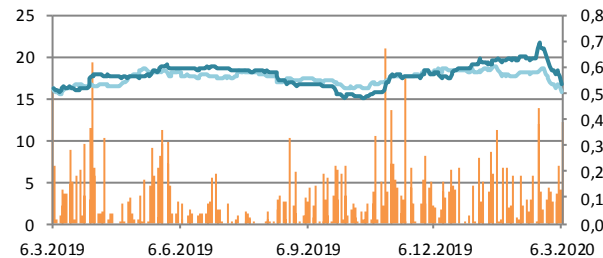
### Arion



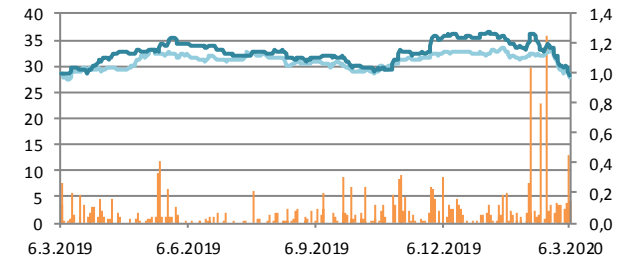
### Kvika



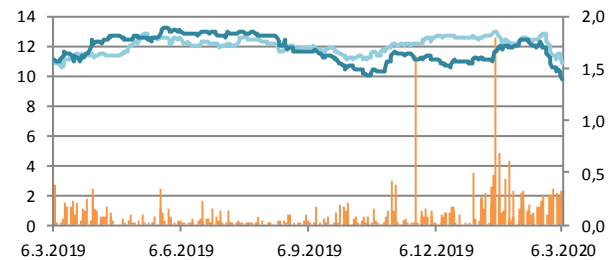
### Sjóvá



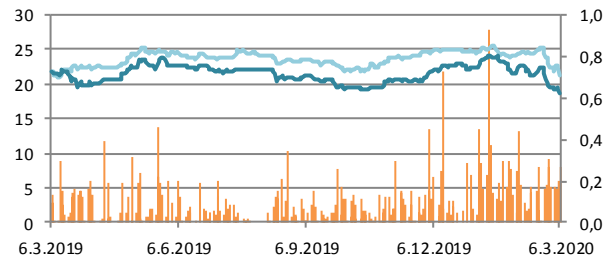
### TM



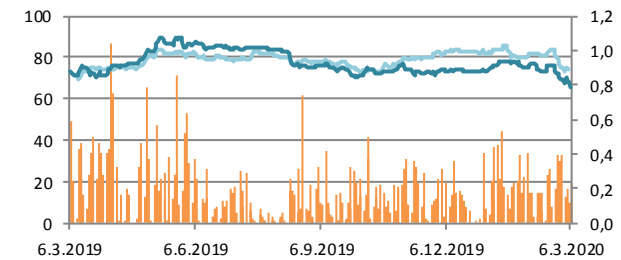
### VÍS



### Reginn



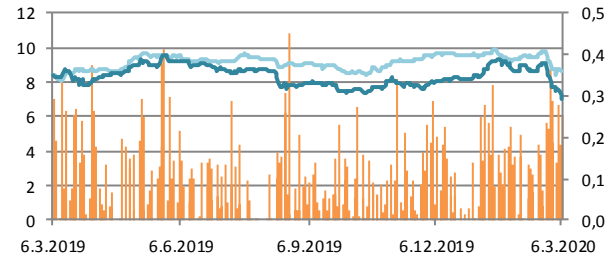
### Reitir



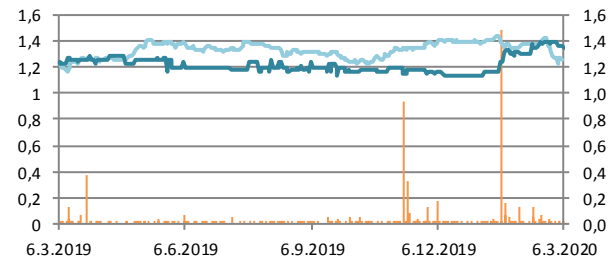
# Hlutabréf

- Velta (h.ás, ma.kr./dag)
- Verð
- OMXIB

## Eik



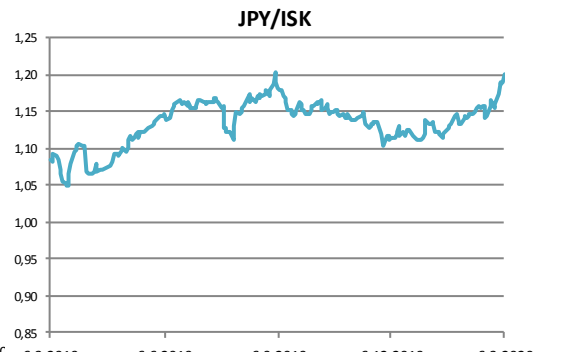
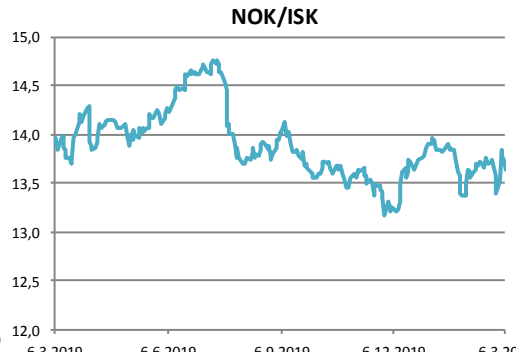
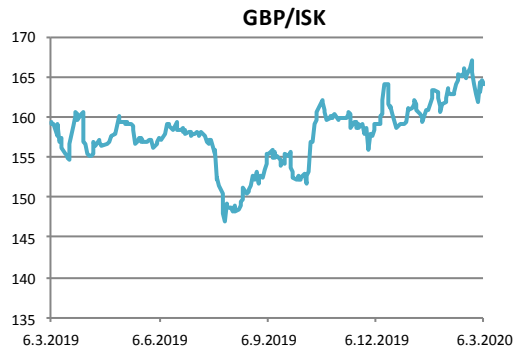
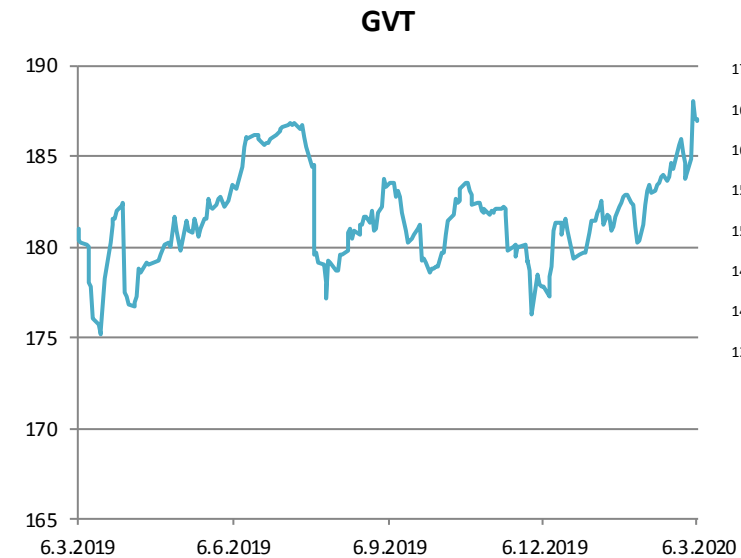
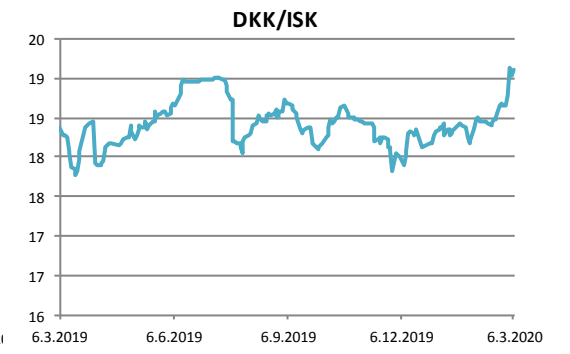
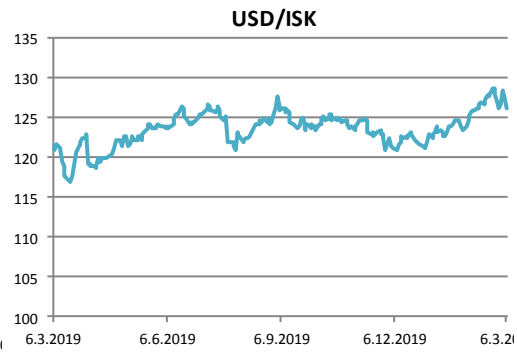
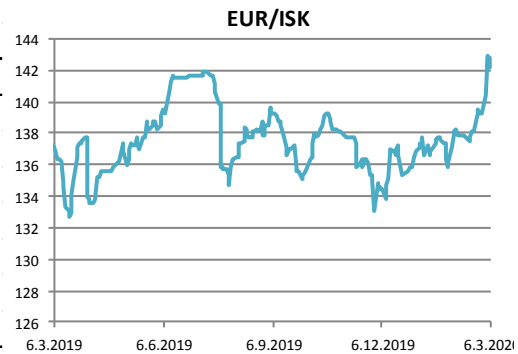
## Heimavellir



# Gjaldeyrismarkaðurinn

| Gengi ISK | 6.mar        | Breyting síðan ... |      |      |      |       |
|-----------|--------------|--------------------|------|------|------|-------|
|           |              | áramót             | 1V   | 1M   | 3M   | 12M   |
| GVT       | <b>186,9</b> | 4,0%               | 1,7% | 1,9% | 5,1% | 3,6%  |
| EUR       | <b>142,8</b> | 5,1%               | 2,5% | 3,3% | 6,3% | 4,4%  |
| USD       | <b>126,3</b> | 4,3%               | 0,0% | 0,5% | 4,3% | 4,5%  |
| GBP       | <b>164,2</b> | 3,0%               | 0,8% | 0,7% | 3,2% | 3,2%  |
| SEK       | <b>13,5</b>  | 3,6%               | 3,0% | 2,7% | 5,3% | 3,7%  |
| DKK       | <b>19,1</b>  | 5,2%               | 2,6% | 3,3% | 6,3% | 4,3%  |
| NOK       | <b>13,6</b>  | -1,0%              | 1,9% | 0,1% | 2,9% | -2,2% |
| JPY       | <b>1,20</b>  | 7,6%               | 3,4% | 4,9% | 7,6% | 10,9% |

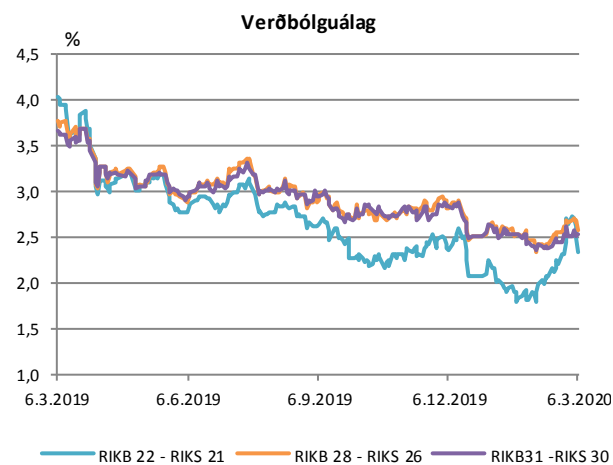
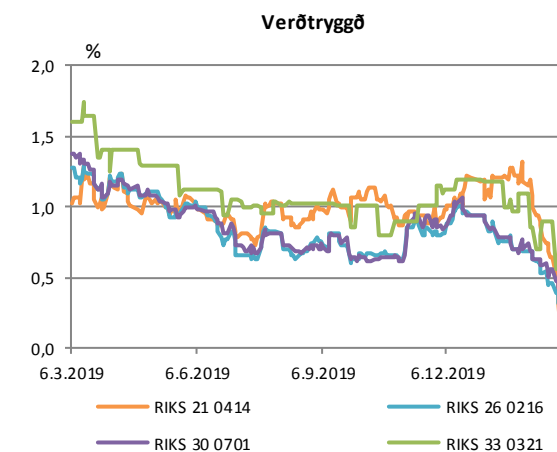
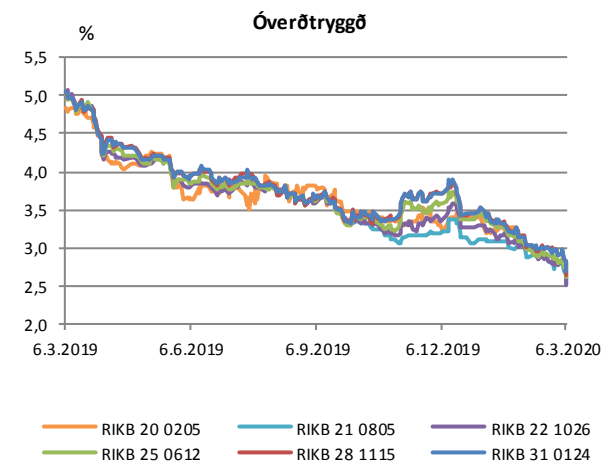
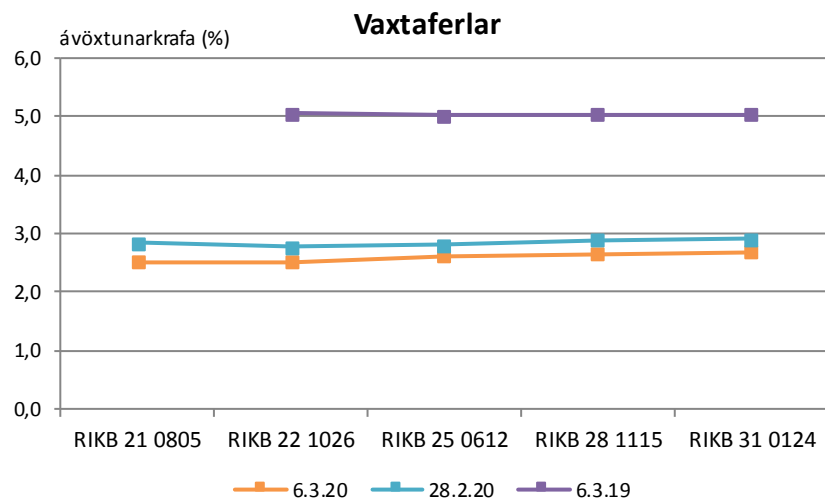
Miðgengi Seðlabanka Íslands. Heimild: Kodiak



# Ríkisbréf

|              | verð   | krafa | velta<br>(ma.kr./viku) | árm.  | Breyting síðan ... |       |       |       |
|--------------|--------|-------|------------------------|-------|--------------------|-------|-------|-------|
|              |        |       |                        |       | 1V                 | 1M    | 3M    | 12M   |
| RIKB 21 0805 | 101,33 | 2,52  | 2,3                    | -0,55 | -0,31              | -0,36 | -0,70 |       |
| RIKB 22 1026 | 111,89 | 2,51  | 4,5                    | -0,75 | -0,25              | -0,48 | -0,85 | -2,54 |
| RIKB 25 0612 | 126,09 | 2,62  | 5,5                    | -0,74 | -0,18              | -0,35 | -0,96 | -2,41 |
| RIKB 28 1115 | 118,01 | 2,65  | 7,5                    | -0,79 | -0,24              | -0,39 | -1,05 | -2,40 |
| RIKB 31 0124 | 135,56 | 2,69  | 4,4                    | -0,76 | -0,22              | -0,35 | -1,03 | -2,35 |
| RIKS 21 0414 | 103,95 | 0,19  | 2,9                    | -0,99 | 0,06               | -0,89 | -0,82 | -0,83 |
| RIKS 26 0216 | 108,40 | 0,08  | 4,4                    | -0,85 | -0,16              | -0,60 | -0,80 | -1,19 |
| RIKS 30 0701 | 131,58 | 0,16  | 5,4                    | -0,79 | -0,24              | -0,52 | -0,72 | -1,22 |
| RIKS 33 0321 | 131,10 | 0,52  | 0,2                    | -0,67 | -0,08              | -0,33 | -0,60 | -1,08 |

Heimild: Kodiak

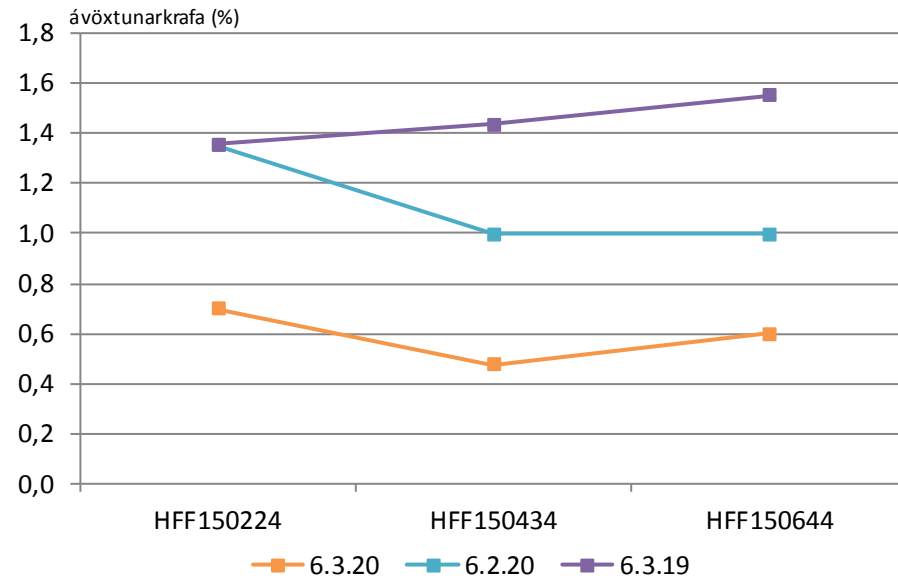


# Íbúðabréf

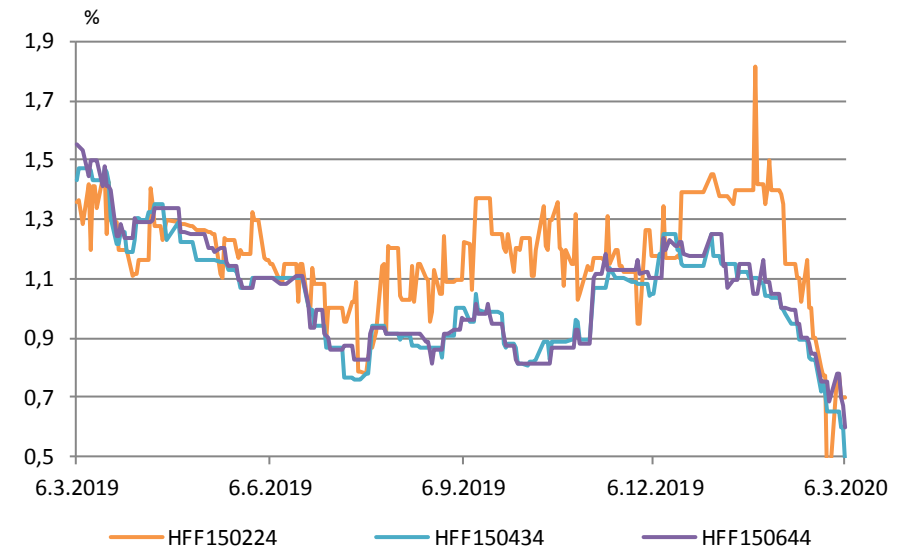
|           | verð   | krafa | velta<br>(ma.kr./viku) | árm.  | Breyting síðan ... |       |       |       |
|-----------|--------|-------|------------------------|-------|--------------------|-------|-------|-------|
|           |        |       |                        |       | 1V                 | 1M    | 3M    | 12M   |
| HFF150224 | 106,72 | 0,70  | 0,1                    | -0,69 | 0,30               | -0,65 | -0,47 | -0,66 |
| HFF150434 | 124,73 | 0,48  | 0,7                    | -0,67 | -0,17              | -0,52 | -0,57 | -0,96 |
| HFF150644 | 142,11 | 0,60  | 0,3                    | -0,58 | -0,09              | -0,40 | -0,50 | -0,95 |

Heimild: Kodiak

## Vaxtaferlar



## Þróun á kröfu

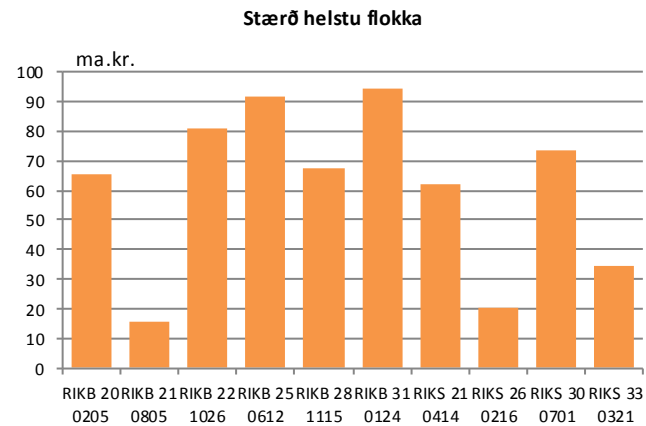
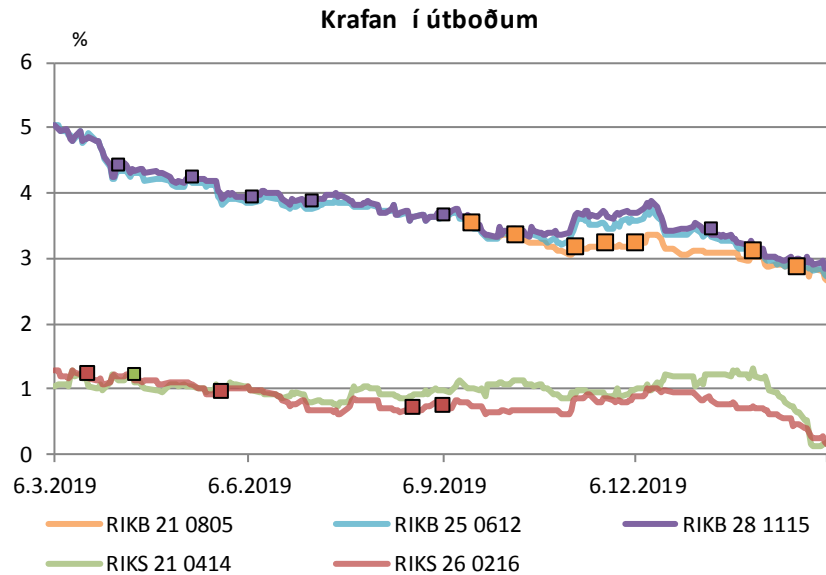
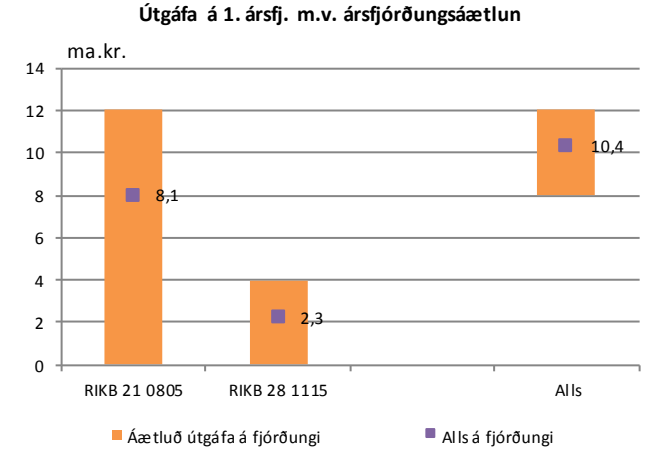
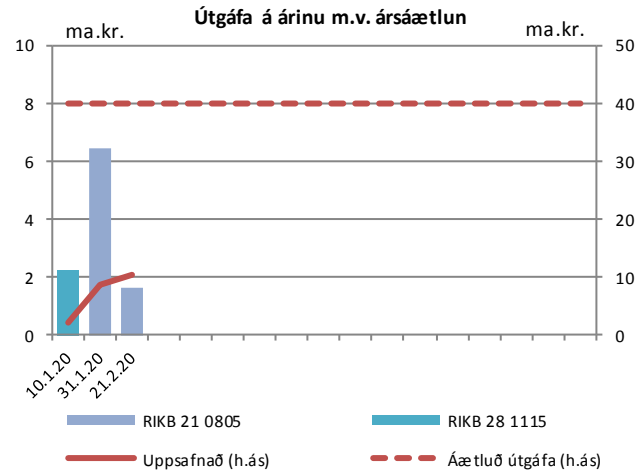




# Útboð ríkisbréfa

| Seinustu útboð |              | Tilboð | Samþykkt | Verð   | Krafa |
|----------------|--------------|--------|----------|--------|-------|
| Dags           | Flokkur      |        |          |        |       |
| 31.1.20        | RIKB 21 0805 | 9,2    | 1,6      | 100,89 | 2,850 |
| 31.1.20        | RIKB 21 0805 | 25,3   | 6,0      | 100,61 | 3,070 |
| 10.1.20        | RIKB 28 1115 | 9,2    | 1,9      | 111,61 | 3,450 |
| 6.12.19        | RIKB 21 0805 | 2,1    | 2,0      | 100,43 | 3,220 |
| 8.11.19        | RIKB 21 0805 | 4,8    | 2,5      | 100,56 | 3,160 |
| 11.10.19       | RIKB 21 0805 | 8,7    | 2,5      | 100,27 | 3,340 |

Að nafnvirði (ma.kr.) Heimild: Lánamál Ríkisins

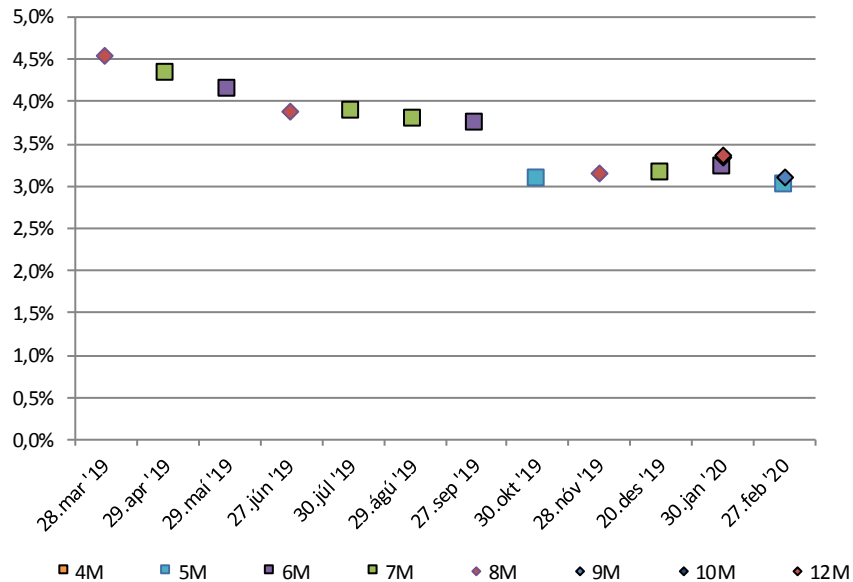


# Útboð ríkisvixla

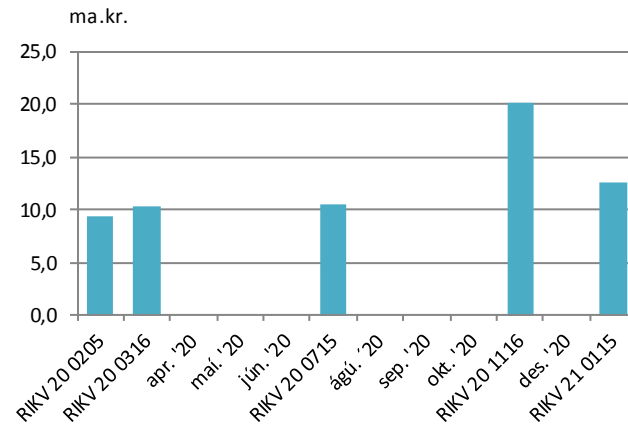
| Dags.    | Flokkur      | Samþykkt | Vextir |
|----------|--------------|----------|--------|
| 27.02.20 | RIKV 20 0715 | 4,1      | 3,02   |
| 27.02.20 | RIKV 20 1116 | 9,1      | 3,12   |
| 31.01.20 | RIKV 21 0115 | 12,6     | 3,38   |
| 31.01.20 | RIKV 20 1116 | 11,1     | 3,34   |
| 31.01.20 | RIKV 20 0715 | 4,5      | 3,24   |
| 20.12.19 | RIKV 20 0715 | 0,5      | 3,15   |

Heimild: Lánamál ríkisins

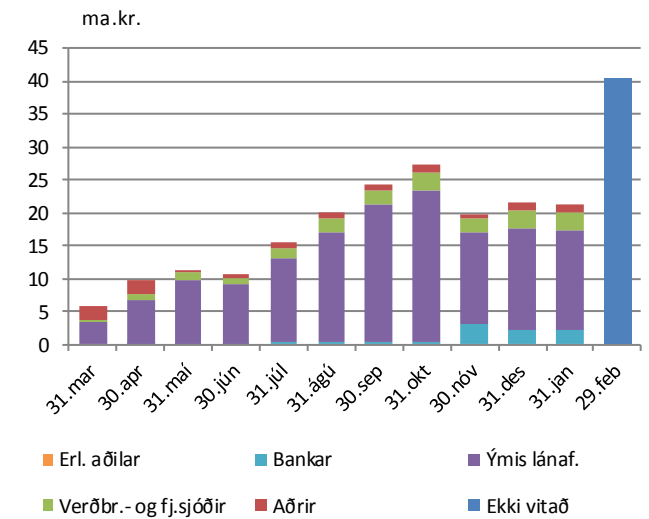
## Niðurstaða útboða



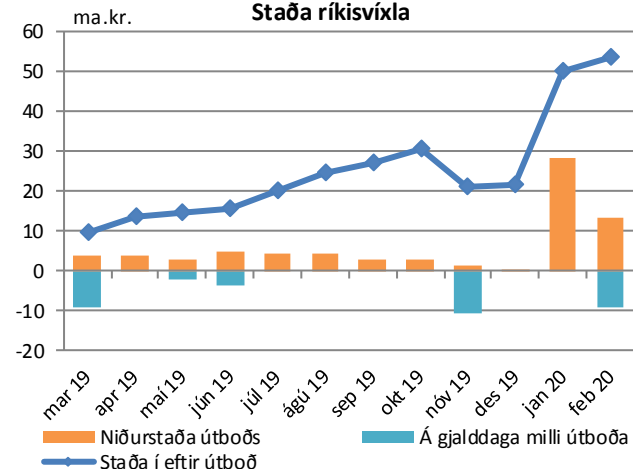
## Útstandandi ríkisvixlar



## Eigendaskipting



## Staða ríkisvixla

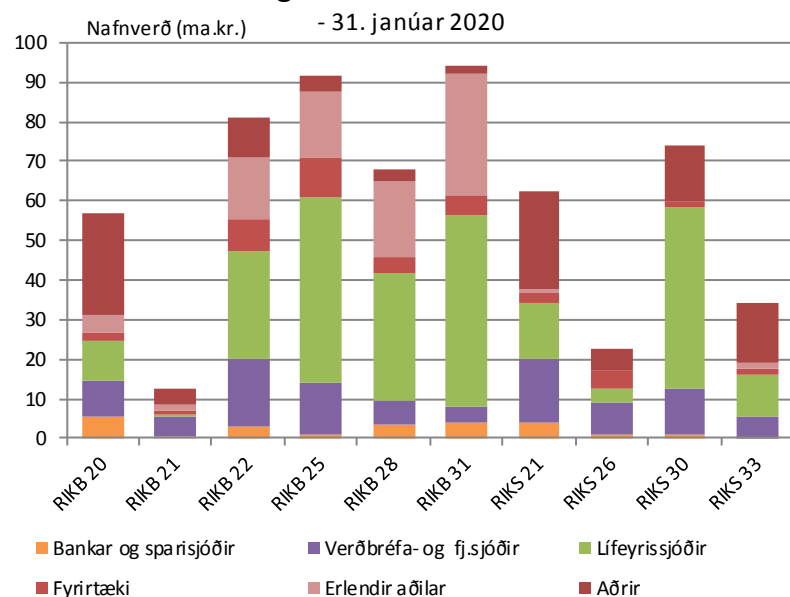


# Eigendaskipti ríkisbréfa

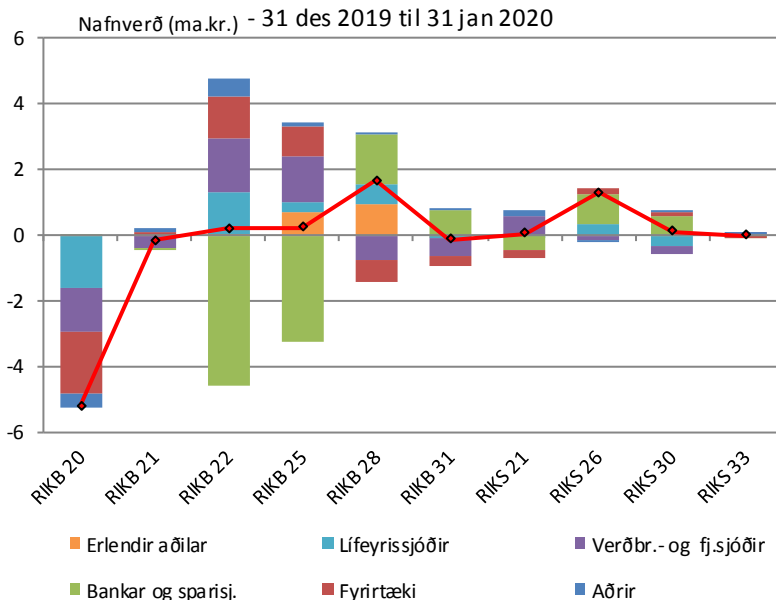
|                         | Eigendaskipting (ma.kr.) |         |         |         |         |         |         |         |         |       |
|-------------------------|--------------------------|---------|---------|---------|---------|---------|---------|---------|---------|-------|
|                         | RIKB 20                  | RIKB 22 | RIKB 25 | RIKB 28 | RIKB 31 | RIKS 21 | RIKS 26 | RIKS 30 | RIKS 33 | Alls  |
| Bankar og sparisjóðir   | 5,3                      | 3,0     | 1,0     | 3,3     | 3,8     | 3,8     | 1,0     | 0,8     | 0,0     | 22,0  |
| Verðbréfa- og fj.sjóðir | 9,0                      | 17,1    | 13,1    | 6,3     | 4,4     | 16,5    | 8,1     | 11,6    | 5,3     | 91,6  |
| Lífeyrissjóðir          | 10,2                     | 27,0    | 47,0    | 32,1    | 47,9    | 13,8    | 3,6     | 45,9    | 11,0    | 238,4 |
| Fyrirtæki               | 2,2                      | 8,1     | 9,8     | 4,2     | 5,3     | 2,5     | 4,2     | 1,5     | 1,0     | 38,8  |
| Aðrir                   | 25,5                     | 10,4    | 4,2     | 3,1     | 2,0     | 24,7    | 5,8     | 14,3    | 14,9    | 104,8 |
| Erlendir aðilar         | 4,7                      | 15,6    | 16,6    | 18,8    | 30,9    | 0,9     | 0,0     | 0,0     | 1,9     | 89,5  |
| Nafnverð alls (ma.kr)   | 56,9                     | 81,2    | 91,7    | 67,8    | 94,3    | 62,2    | 22,7    | 74,2    | 34,2    | 585,2 |

Heimild: Lánamál ríkisins

## Eigendur ríkisverðbréfa



## Breyting milli mánaða

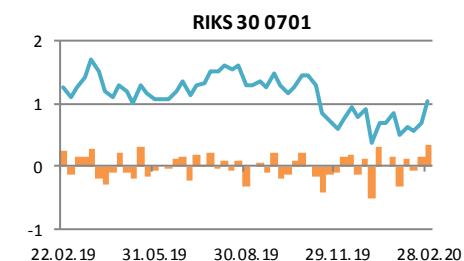
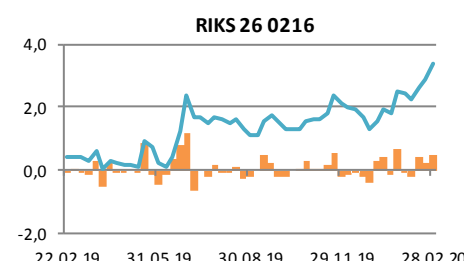
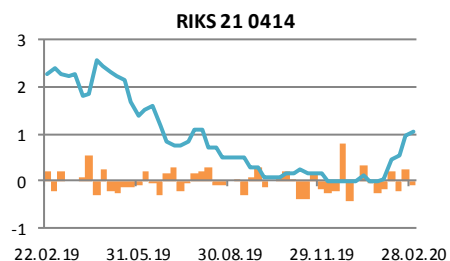
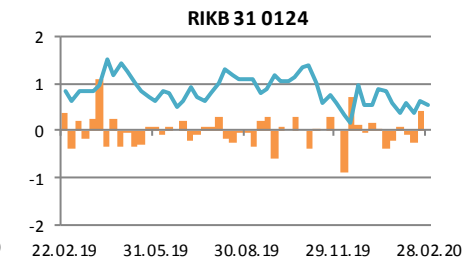
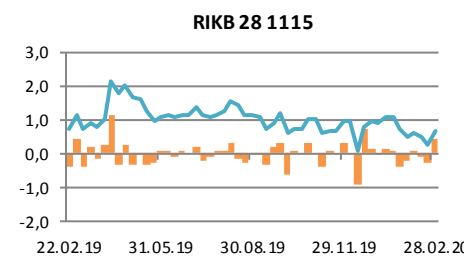
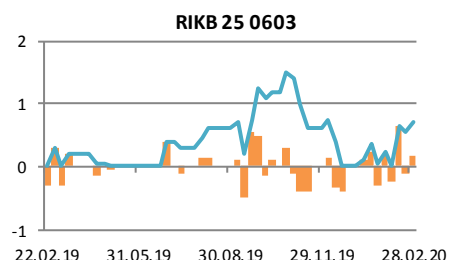
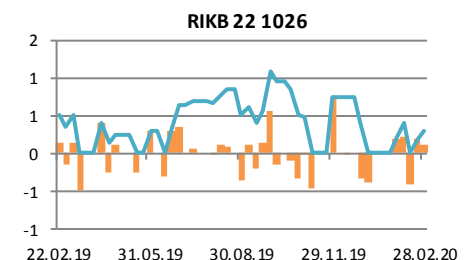
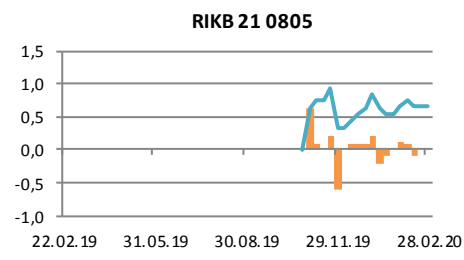
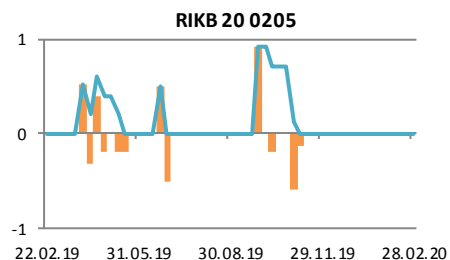
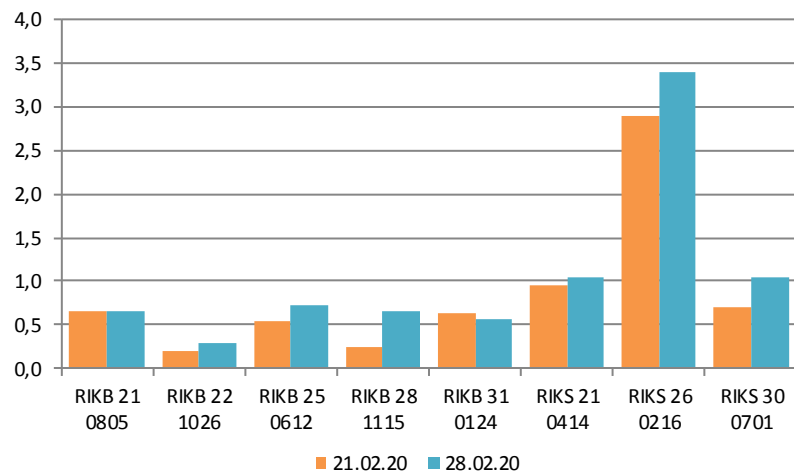


# Verðbréfalán

| Flokkur      | Nafnverð<br>(m.kr.) | Breyting síðan |       |       |      |        |
|--------------|---------------------|----------------|-------|-------|------|--------|
|              |                     | 1V             | 4V    | 12V   | 26V  | 52V    |
| RIKB 21 0805 | 650                 | 0              | -18   | 307   | 650  | 650    |
| RIKB 22 1026 | 300                 | 100            | 100   | -450  | -200 | -200   |
| RIKB 25 0612 | 725                 | 175            | 495   | -25   | 125  | 725    |
| RIKB 28 1115 | 650                 | 410            | 150   | -300  | -450 | -50    |
| RIKB 31 0124 | 565                 | -75            | 175   | 215   | -535 | -285   |
| RIKS 21 0414 | 1.050               | 100            | 1.000 | 1.050 | 550  | -1.238 |
| RIKS 26 0216 | 3.400               | 500            | 953   |       |      |        |
| RIKS 30 0701 | 1.050               | 350            | 545   | 300   | -250 | -200   |

Heimild: Lánamál Ríkisins

## Breyting milli vikna



Innihald og form skjals þessa er unnið af starfsmönnum Hagfræðideildar Landsbankans hf. (hagfraedideild@landsbankinn.is) og byggist á aðgengilegum opinberum upplýsingum á þeim tíma sem greiningin var unnin. Mat á þeim upplýsingum endurspeglar skoðanir starfsmanna Hagfræðideildar Landsbankans á þeim degi þegar greiningin er dagsett, en þær geta breyst án fyrirvara.

Landsbankinn hf. og starfsfólk hans taka ekki ábyrgð á viðskiptum sem byggð eru á þeim upplýsingum og skoðunum sem hér eru settar fram.

Bent skal á að Landsbankinn hf. getur á hverjum tíma haft beinna eða óbeinna hagsmuna að gæta, ýmist sjálfur, dótturfélög hans eða fyrir hönd viðskiptamanna, s.s. sem fjárfestir, lánardrottinn eða þjónustuaðili. Greiningar eru engu að síður unnar sjálfstætt af Hagfræðideild Landsbankans og innan Landsbankans eru í gildi reglur um aðskilnað starfssviða sem eru aðgengilegar á vef bankans.

