



---

**Vikubyrjun**  
**Innlendar markaðsupplýsingar**  
**17. febrúar 2020**

---

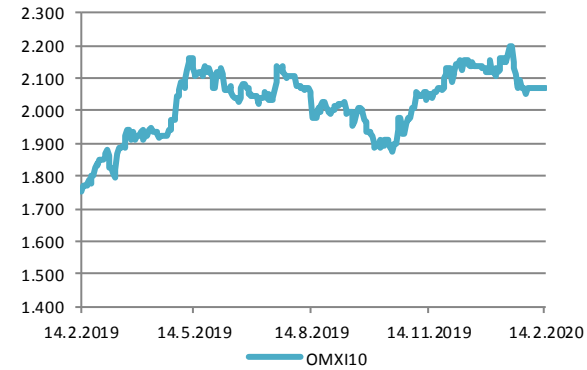
---

# Hlutabréf

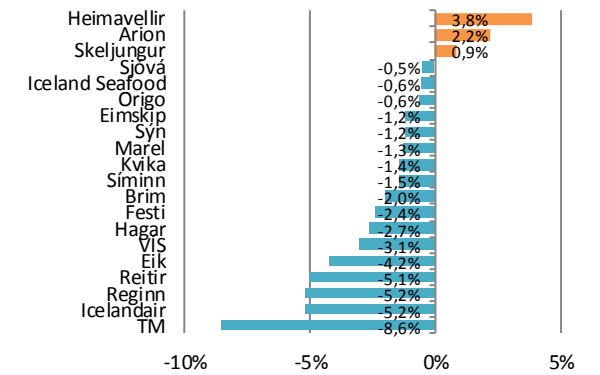
Félag	Verð	Velta (m.kr.)	Breyting síðan ...				
			áramót	1V	1M	3M	12M
OMX10	2067,6	8.185	-2,5%	0,0%	-4,1%	0,8%	18,0%
Marel	588,0	996	-4,2%	-1,3%	-5,9%	-0,3%	31,5%
Icelandair	8,4	417	10,7%	-5,2%	0,1%	15,6%	3,7%
Eimskip	166,5	73,3	-12,1%	-1,2%	-12,4%	3,4%	-15,3%
Brim	38,4	9,7	-1,8%	-2,0%	-1,2%	0,5%	28,3%
Iceland Seafood	9,9	55	-0,1%	-0,6%	-2,6%	-1,2%	13,2%
Hagar	50,6	154	15,5%	-2,7%	2,2%	15,7%	16,6%
Festi	141,0	598	8,9%	-2,4%	1,1%	6,2%	24,8%
Skeljungur	9,4	579	14,3%	0,9%	5,0%	17,0%	31,3%
Sýn	36,1	40	3,0%	-1,2%	-6,8%	28,3%	-7,7%
Síminn	5,3	334	-0,9%	-1,5%	0,2%	7,5%	44,7%
Origo	26,7	43	0,9%	-0,6%	4,2%	1,3%	24,8%
Arion	84,5	1.121	-2,1%	2,2%	1,4%	7,9%	20,2%
Kvika	10,4	92	-2,2%	-1,4%	-2,6%	-5,1%	20,8%
Sjóvá	19,9	419	6,1%	-0,5%	3,1%	12,8%	35,2%
VÍS	12,0	619	10,9%	-3,1%	8,3%	5,8%	22,3%
TM	33,0	993	-7,0%	-8,6%	-8,2%	2,3%	25,1%
Reginn	21,4	539	-3,5%	-5,2%	-10,4%	3,8%	-0,6%
Reitir	73,1	618	0,3%	-5,1%	-6,2%	0,4%	5,0%
Eik	8,6	484	4,5%	-4,2%	-5,6%	9,4%	7,2%
Heimavellir	1,4	176,7	19,5%	3,8%	15,4%	14,4%	9,8%

Leiðrétt fyrir arðgreiðslum. Heimild: Kodiak, útreikningar Hagfræðideildar

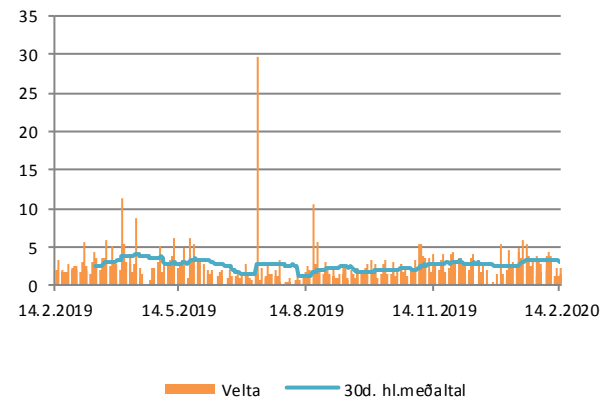
## Úrvalsvísitalan



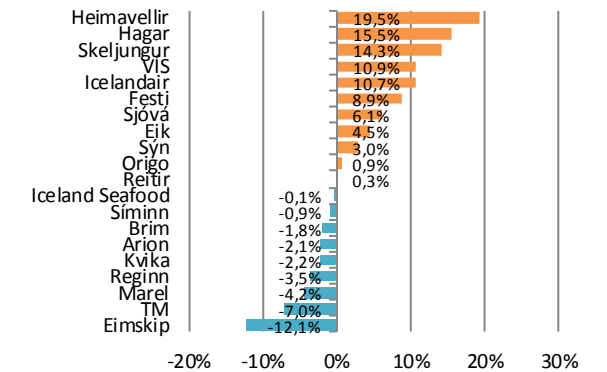
## Breyting í vikunni



## Velta



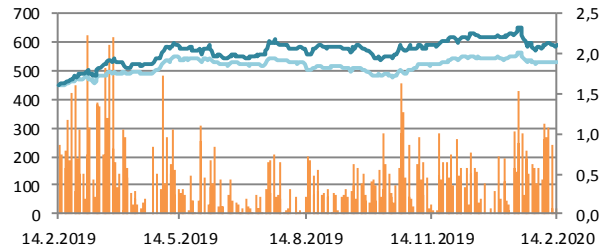
## Frá áramótum



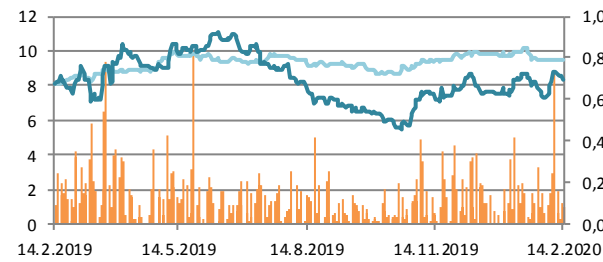
# Hlutabréf

— Velta (h.ás, ma.kr./dag)  
— Verð  
— OMXIB

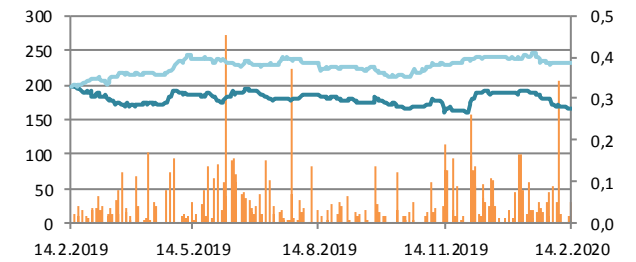
### Marel



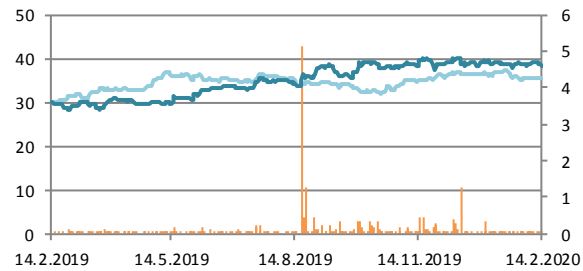
### Icelandair



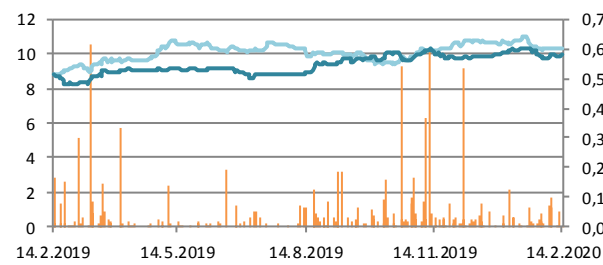
### Eimskip



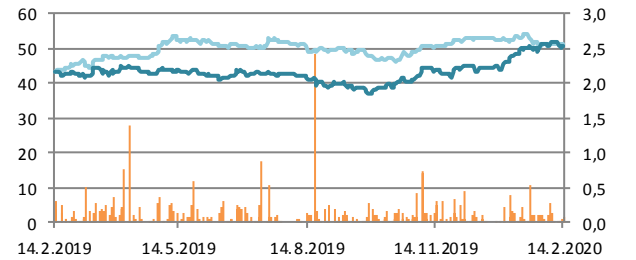
### Brim



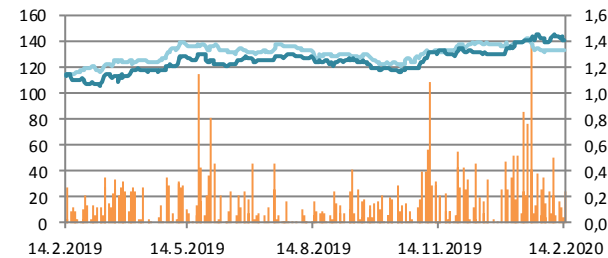
### Iceland Seafood



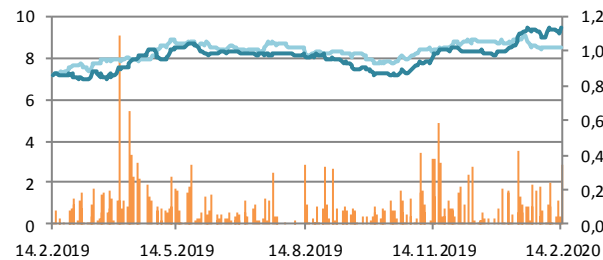
### Hagar



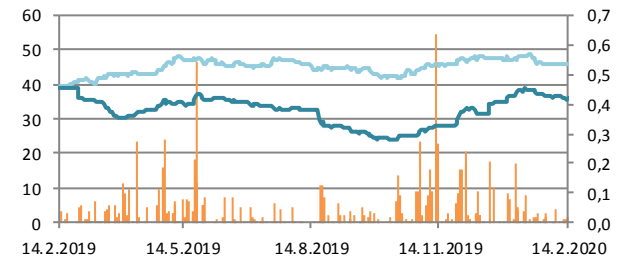
### Festi



### Skeljungur



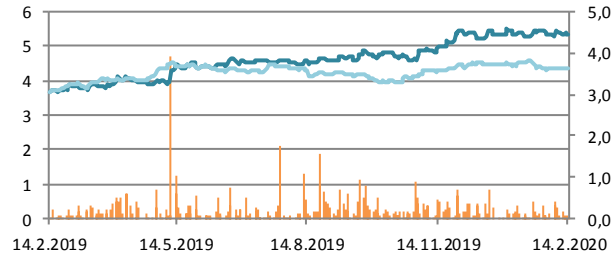
### Sýn



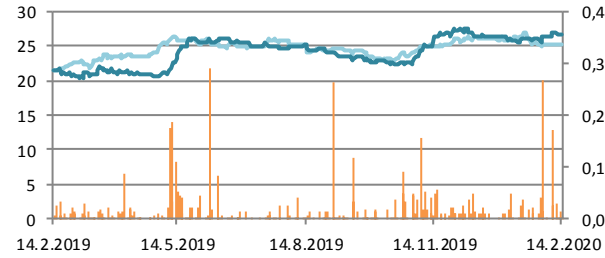
# Hlutabréf

— Velta (h.ás, ma.kr./dag)  
— Verð  
— OMXIB

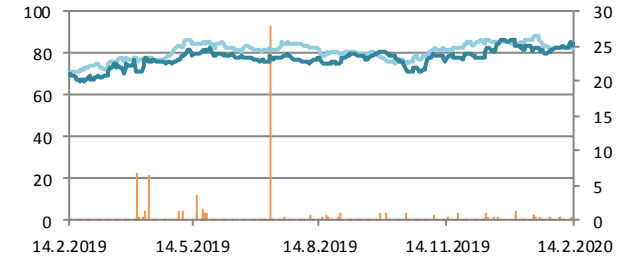
### Síminn



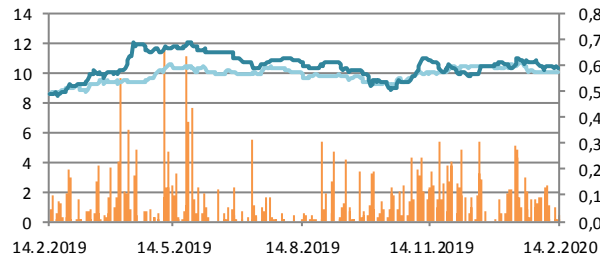
### Origo



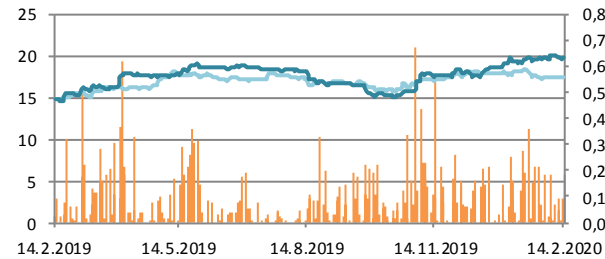
### Arion



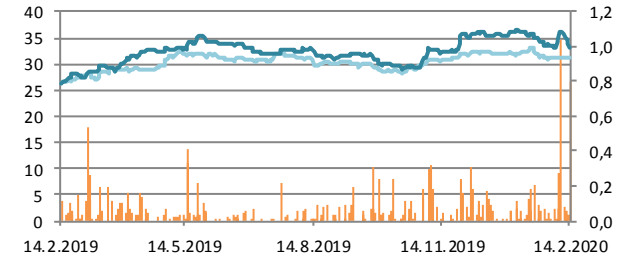
### Kvika



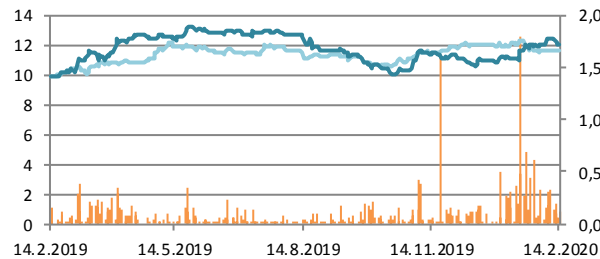
### Sjóvá



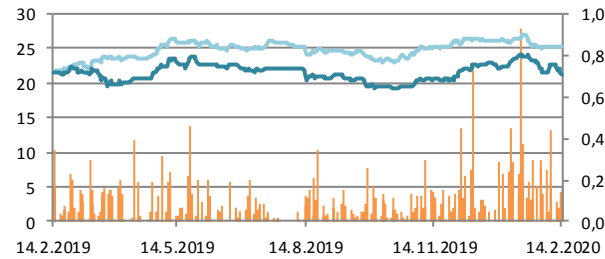
### TM



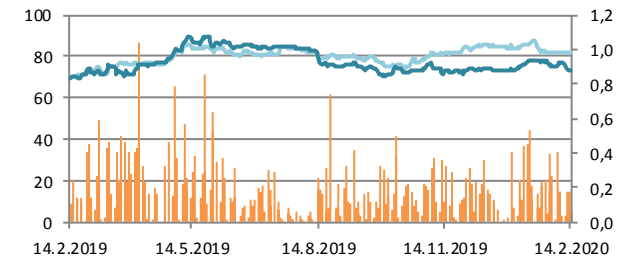
### VÍS



### Reginn



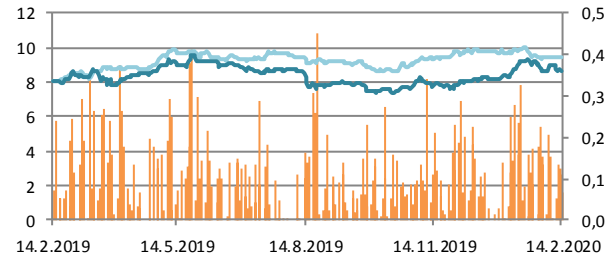
### Reitir



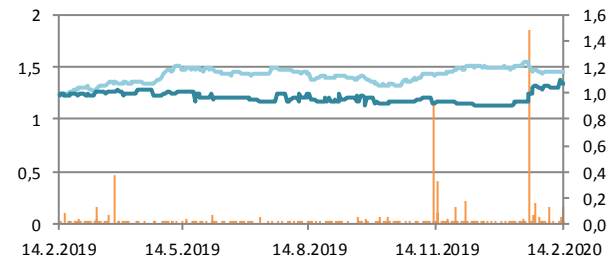
# Hlutabréf

- Velta (h.ás, ma.kr./dag)
- Verð
- OMXIB

## Eik



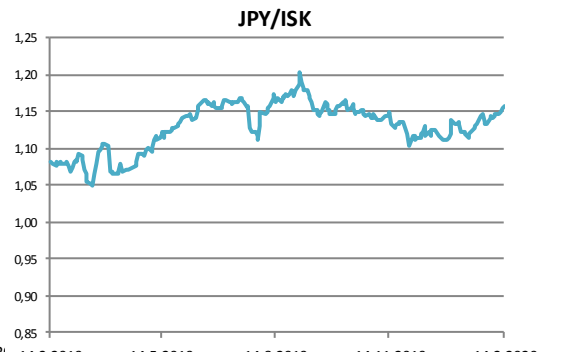
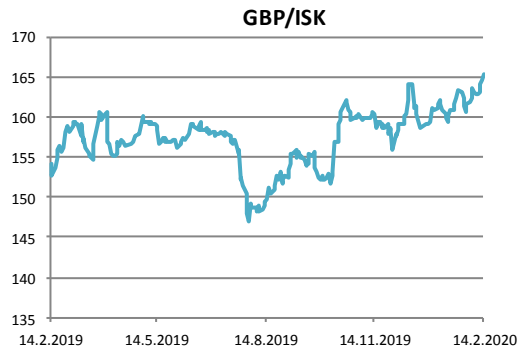
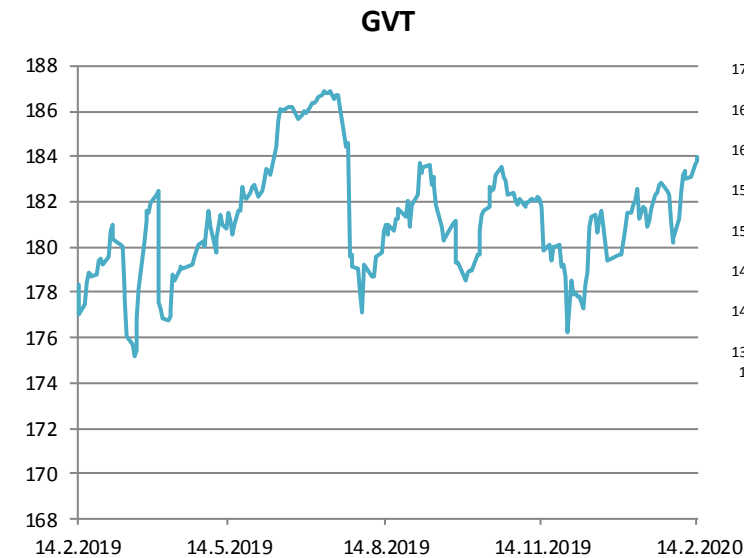
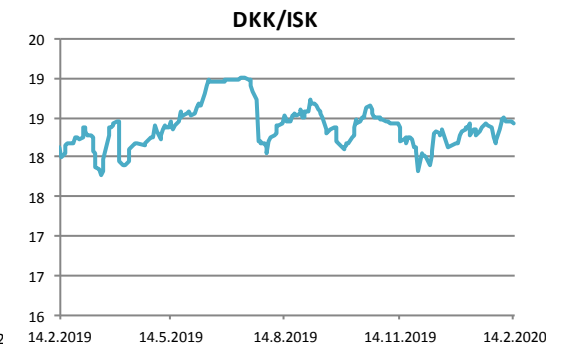
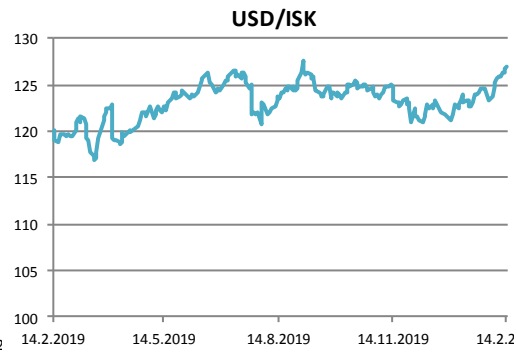
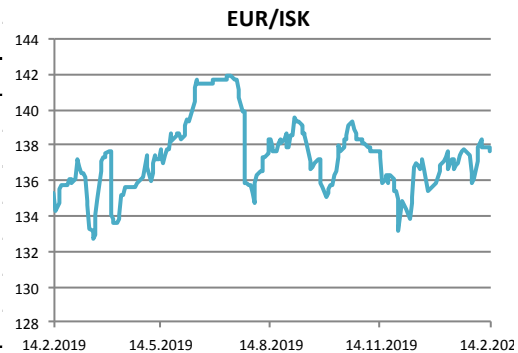
## Heimavellir



# Gjaldeyrismarkaðurinn

Gengi ISK	14.feb	Breyting síðan ...				
		áramót	1V	1M	3M	12M
GVT	<b>183,9</b>	2,4%	0,5%	1,3%	1,2%	3,1%
EUR	<b>137,7</b>	1,4%	-0,1%	0,4%	0,3%	1,8%
USD	<b>127,0</b>	4,9%	0,9%	3,1%	1,7%	5,8%
GBP	<b>165,4</b>	3,8%	1,6%	3,4%	3,1%	7,4%
SEK	<b>13,1</b>	0,9%	0,4%	0,6%	2,1%	1,3%
DKK	<b>18,4</b>	1,4%	-0,1%	0,4%	0,3%	1,6%
NOK	<b>13,7</b>	-0,4%	1,1%	-1,0%	1,1%	-1,0%
JPY	<b>1,16</b>	3,7%	0,8%	3,3%	0,7%	7,0%

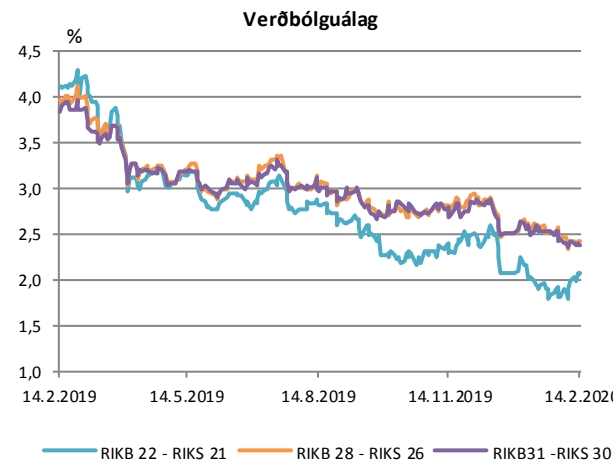
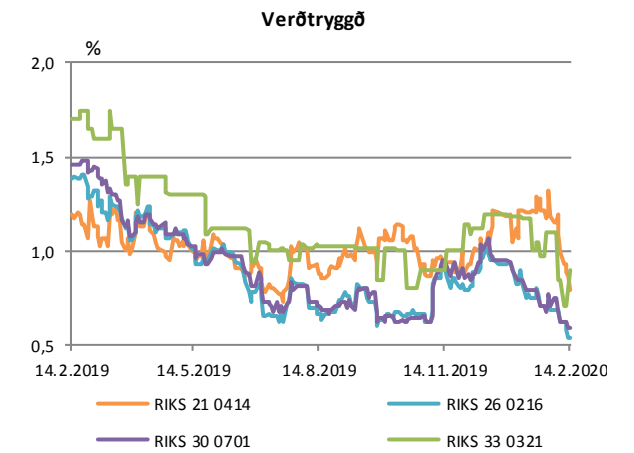
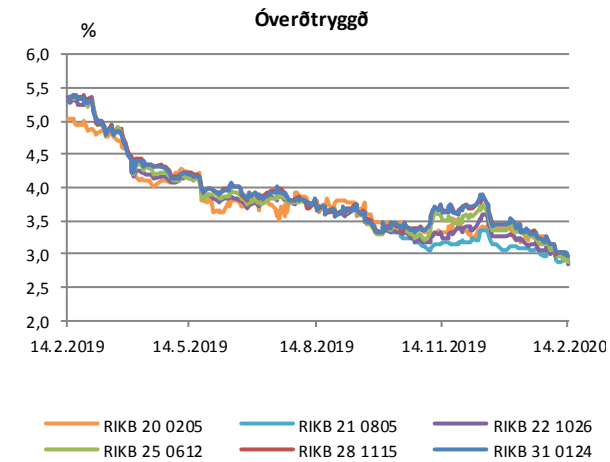
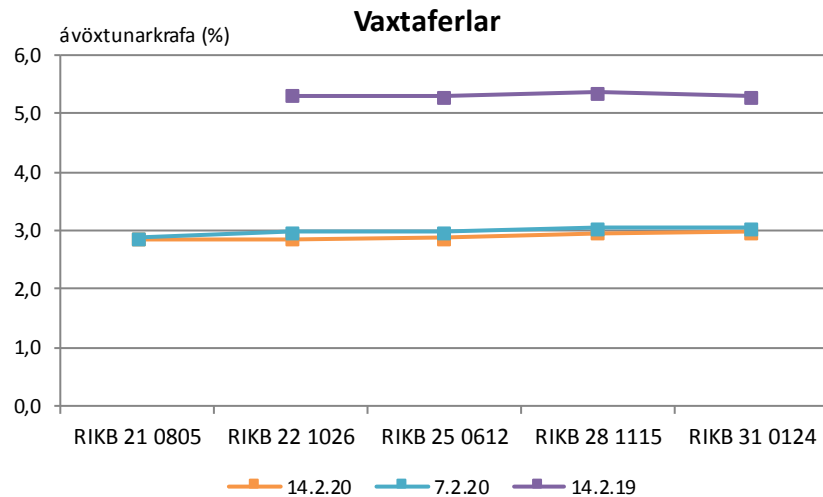
Miðgengi Seðlabanka Íslands. Heimild: Kodiak



# Ríkisbréf

	verð	krafa	velta (ma.kr./viku)	árm.	Breyting síðan ...			
					1V	1M	3M	12M
RIKB 21 0805	100,89	2,86	1,0	-0,21	-0,02	-0,21	-0,31	
RIKB 22 1026	111,18	2,86	2,9	-0,41	-0,11	-0,28	-0,37	-2,45
RIKB 25 0612	124,90	2,88	2,6	-0,49	-0,09	-0,43	-0,63	-2,42
RIKB 28 1115	115,49	2,96	1,3	-0,48	-0,07	-0,41	-0,67	-2,40
RIKB 31 0124	132,53	2,97	1,2	-0,47	-0,07	-0,40	-0,67	-2,33
RIKS 21 0414	103,44	0,79	1,6	-0,39	-0,20	-0,42	-0,15	-0,40
RIKS 26 0216	105,67	0,54	1,3	-0,40	-0,09	-0,24	-0,39	-0,85
RIKS 30 0701	126,65	0,59	0,3	-0,35	-0,04	-0,20	-0,36	-0,87
RIKS 33 0321	125,82	0,90	0,1	-0,29	0,05	-0,28	0,00	-0,80

Heimild: Kodiak

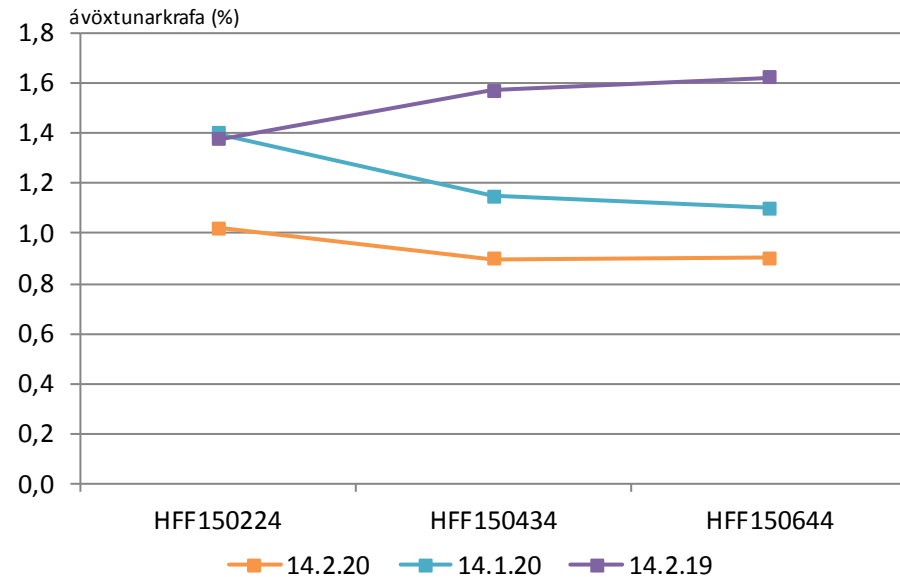


# Íbúðabréf

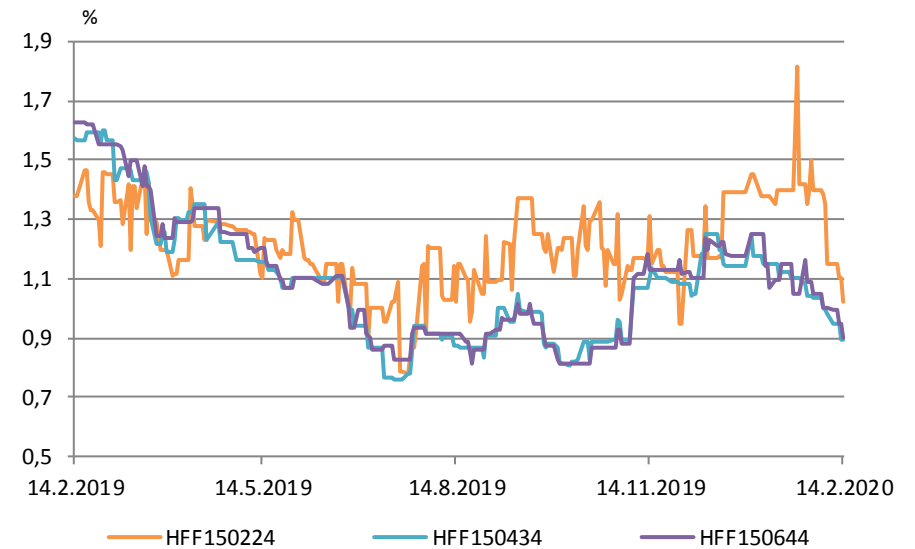
	verð	krafa	velta (ma.kr./viku)	Breyting síðan ...				
				árm.	1V	1M	3M	12M
HFF150224	106,15	1,02	1,5	-0,37	-0,13	-0,38	-0,29	-0,35
HFF150434	121,27	0,90	0,2	-0,25	-0,08	-0,25	-0,20	-0,68
HFF150644	137,29	0,90	0,4	-0,28	-0,10	-0,20	-0,23	-0,72

Heimild: Kodiak

## Vaxtaferlar



## Þróun á kröfu

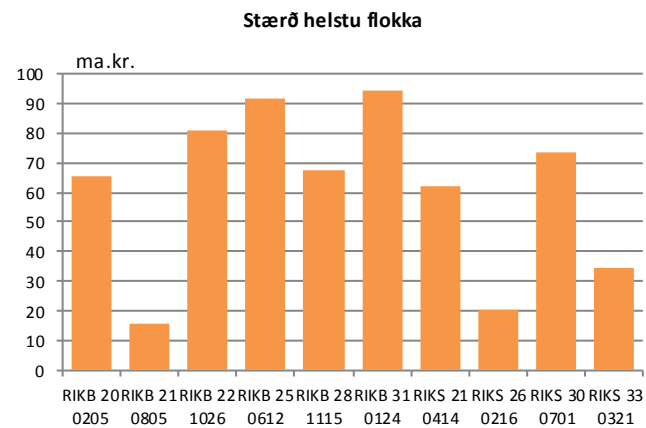
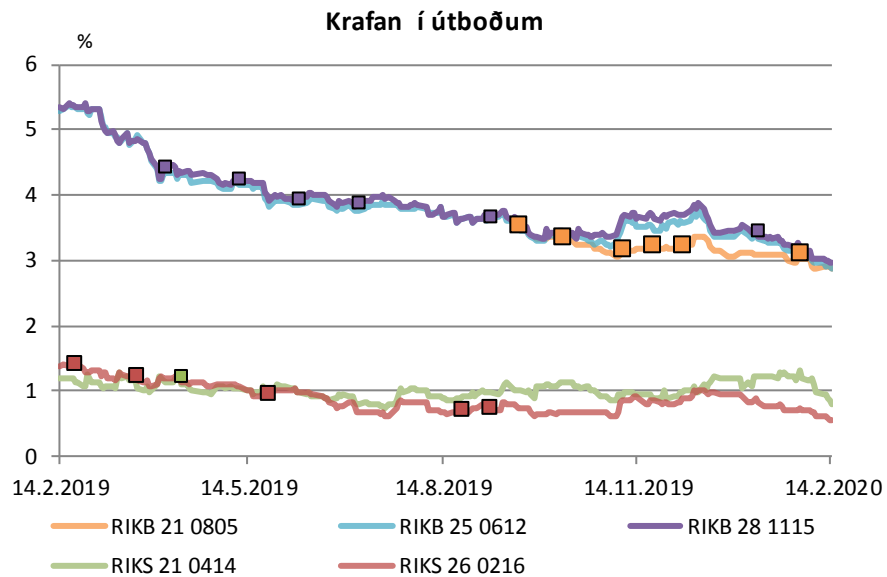
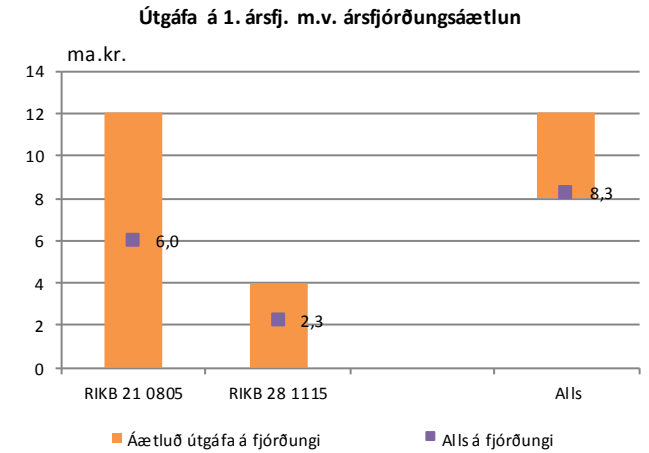
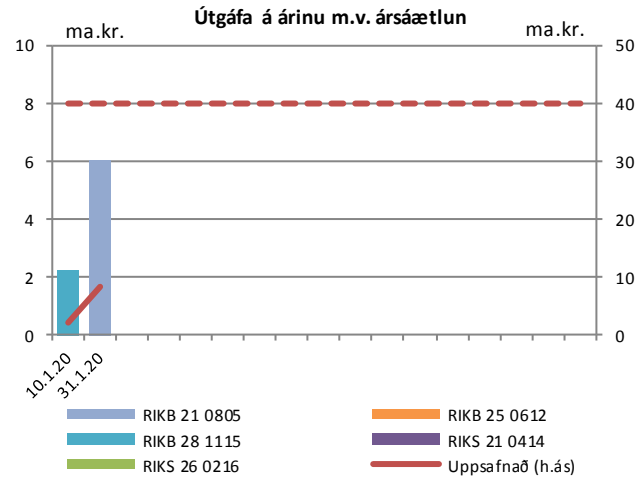




# Útboð ríkisbréfa

Seinustu útboð		Tilboð	Samþykkt	Verð	Krafa
Dags	Flokkur				
31.1.20	RIKB 21 0805	25,3	6,0	100,61	3,070
10.1.20	RIKB 28 1115	9,2	1,9	111,61	3,450
6.12.19	RIKB 21 0805	2,1	2,0	100,43	3,220
8.11.19	RIKB 21 0805	4,8	2,5	100,56	3,160
11.10.19	RIKB 21 0805	8,7	2,5	100,27	3,340
20.9.19	RIKB 21 0805	6,7	3,4	33,99	3,400

Að nafnvirði (ma.kr.) Heimild: Lánamál Ríkisins

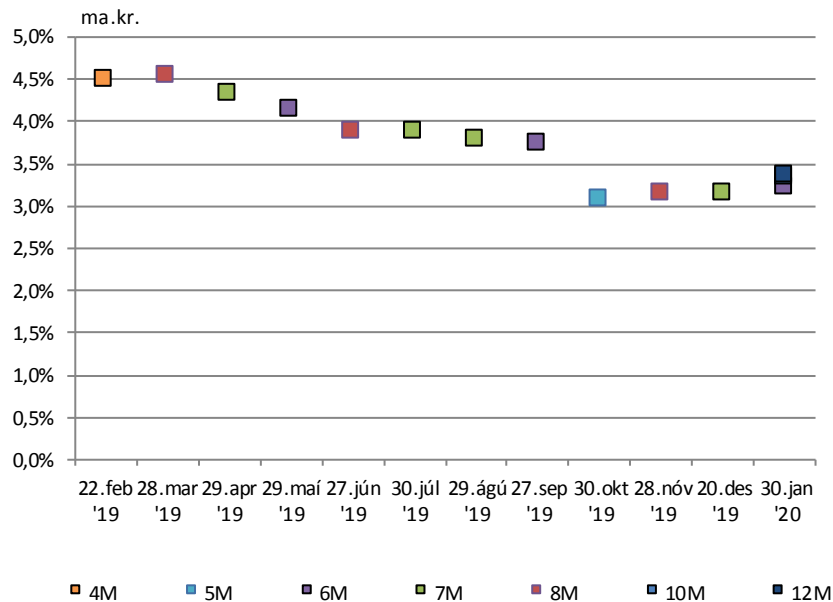


# Útboð ríkisvígla

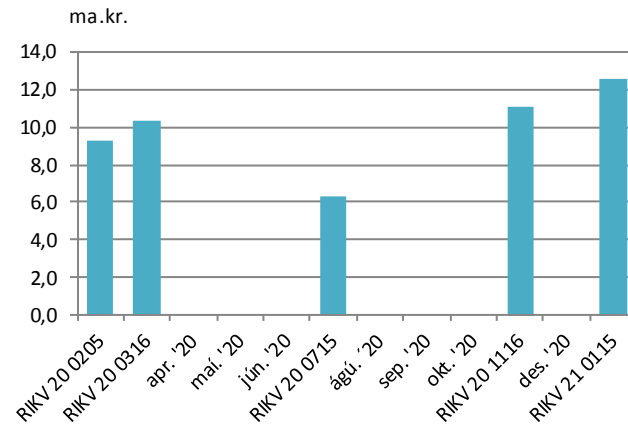
Dags.	Flokkur	Samþykkt	Vextir
31.01.20	RIKV 21 0115	12,6	3,38
31.01.20	RIKV 20 1116	11,1	3,34
31.01.20	RIKV 20 0715	4,5	3,24
20.12.19	RIKV 20 0715	0,5	3,15
28.11.19	RIKV 20 0715	1,5	3,15
31.10.19	RIKV 20 1116	3,1	3,39

Heimild: Lánamál ríkisins

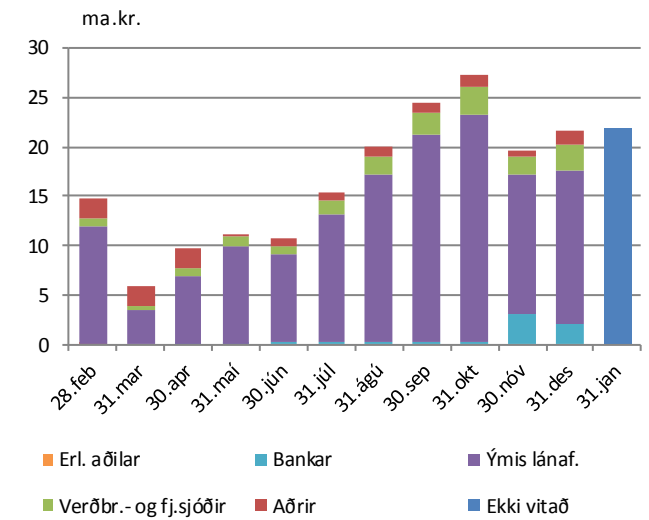
## Niðurstaða útboða



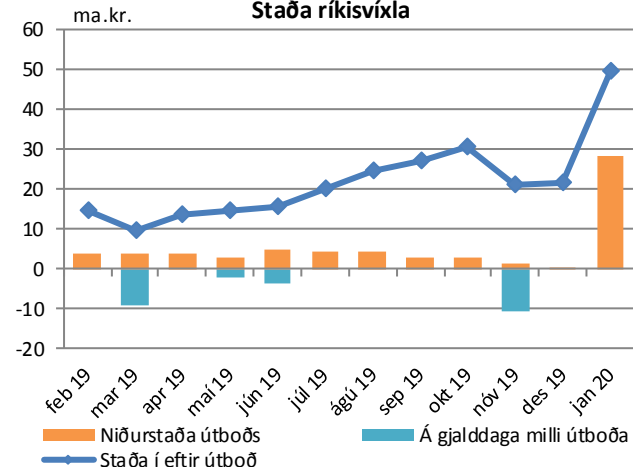
## Útstandandi ríkisvíglar



## Eigendaskipting



## Staða ríkisvígla

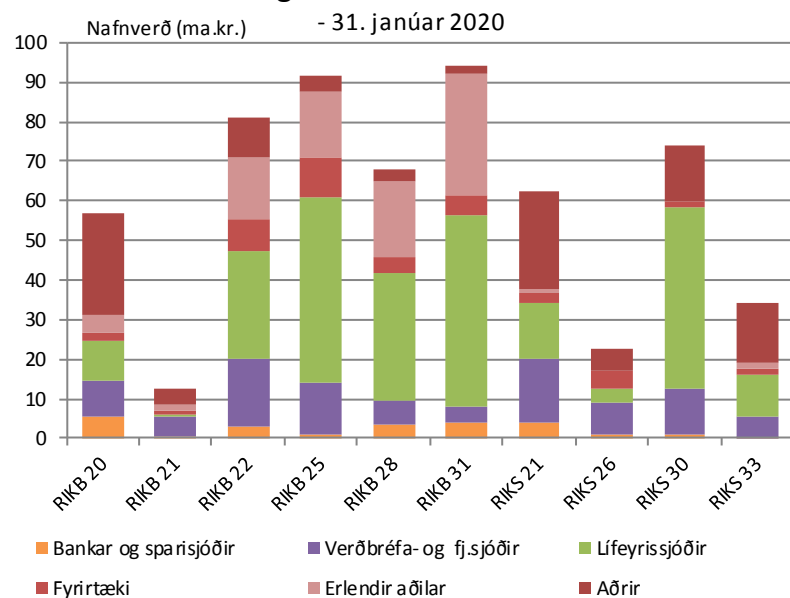


# Eigendaskipti ríkisbréfa

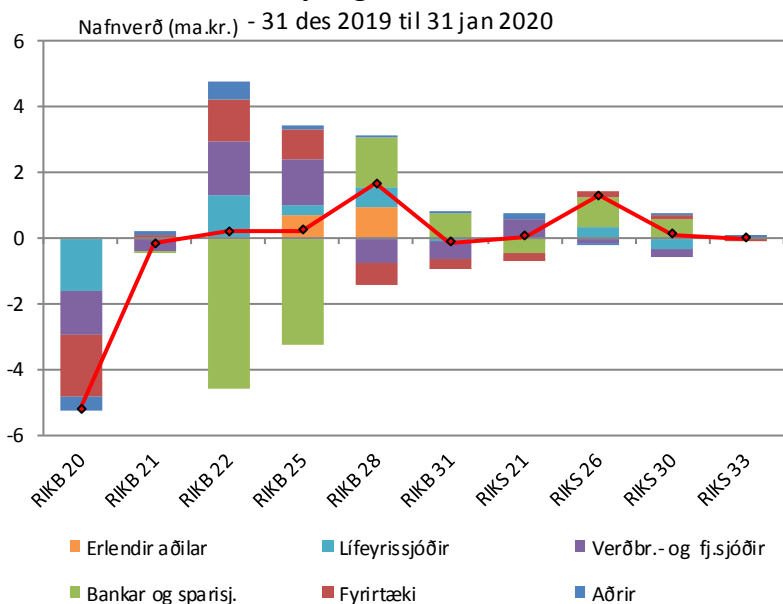
	Eigendaskipting (ma.kr.)									
	RIKB 20	RIKB 22	RIKB 25	RIKB 28	RIKB 31	RIKS 21	RIKS 26	RIKS 30	RIKS 33	Alls
Bankar og sparisjóðir	5,3	3,0	1,0	3,3	3,8	3,8	1,0	0,8	0,0	22,0
Verðbréfa- og fj.sjóðir	9,0	17,1	13,1	6,3	4,4	16,5	8,1	11,6	5,3	91,6
Lífeyrissjóðir	10,2	27,0	47,0	32,1	47,9	13,8	3,6	45,9	11,0	238,4
Fyrirtæki	2,2	8,1	9,8	4,2	5,3	2,5	4,2	1,5	1,0	38,8
Aðrir	25,5	10,4	4,2	3,1	2,0	24,7	5,8	14,3	14,9	104,8
Erlendir aðilar	4,7	15,6	16,6	18,8	30,9	0,9	0,0	0,0	1,9	89,5
Nafnverð alls (ma.kr.)	56,9	81,2	91,7	67,8	94,3	62,2	22,7	74,2	34,2	585,2

Heimild: Lánamál ríkisins

## Eigendur ríkisverðbréfa



## Breyting milli mánaða

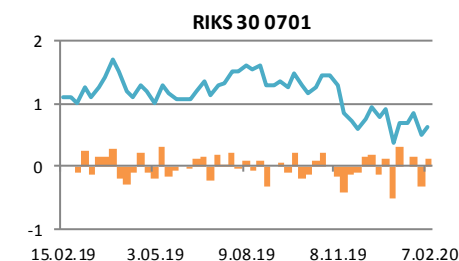
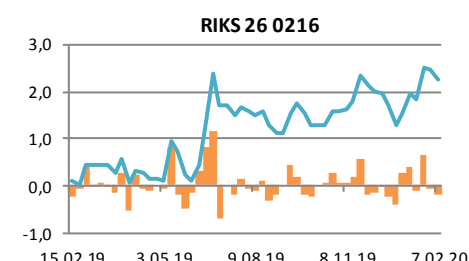
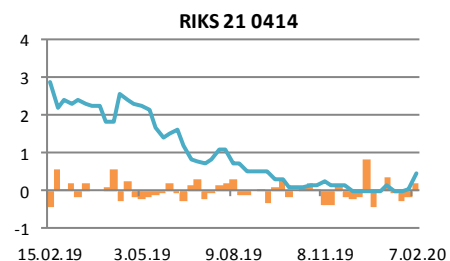
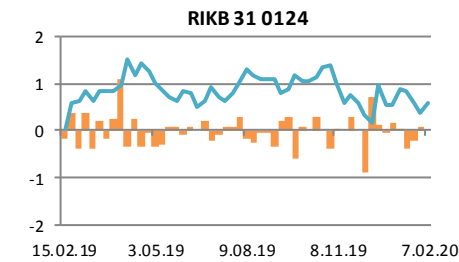
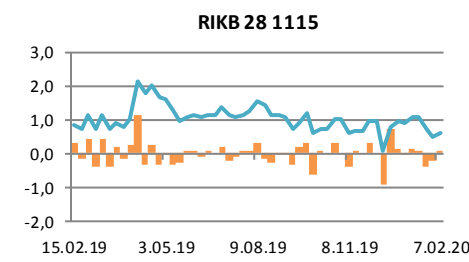
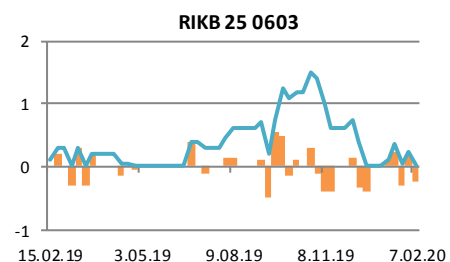
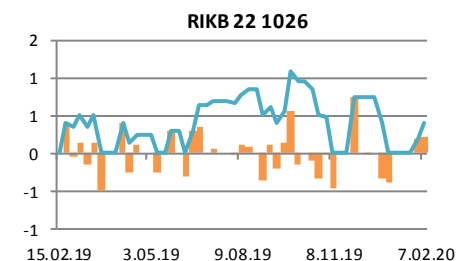
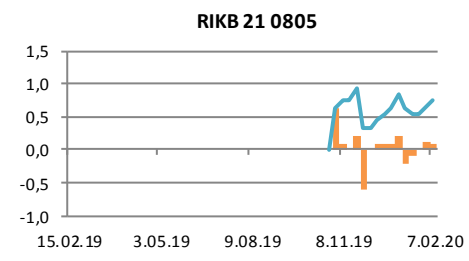
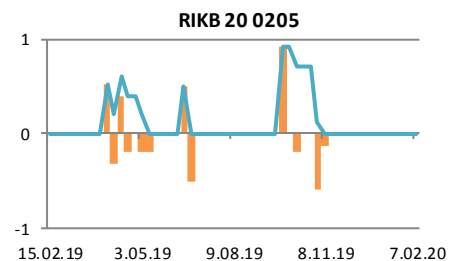
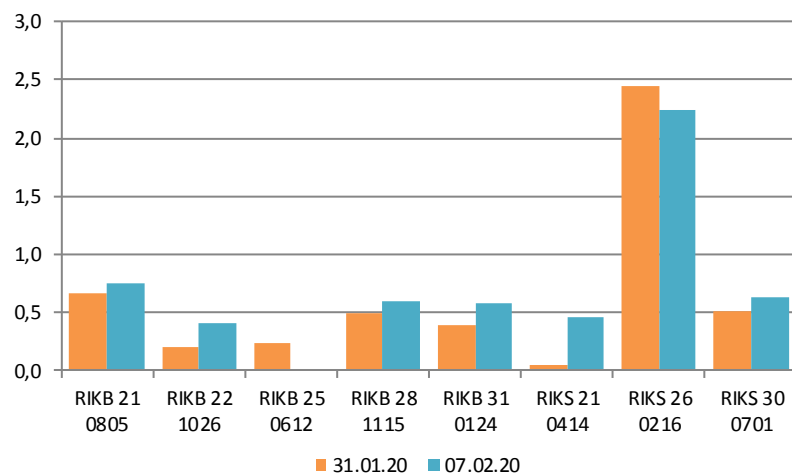


# Verðbréfalán

Flokkur	Nafnverð (m.kr.)	Breyting síðan				
		1V	4V	12V	26V	52V
RIKB 21 0805	750	82	107	9	750	750
RIKB 22 1026	405	205	405	405	-365	405
RIKB 25 0612	0	-230	-120	-600	-600	-100
RIKB 28 1115	600	100	-440	-50	-950	-250
RIKB 31 0124	580	190	-290	-20	-720	530
RIKS 21 0414	450	400	330	300	-250	-2.438
RIKS 26 0216	2.250	-197	293			
RIKS 30 0701	625	120	-55	-225	-989	-475

Heimild: Lánamál Ríkisins

## Breyting milli vikna



Innihald og form skjals þessa er unnið af starfsmönnum Hagfræðideildar Landsbankans hf. (hagfraedideild@landsbankinn.is) og byggist á aðgengilegum opinberum upplýsingum á þeim tíma sem greiningin var unnin. Mat á þeim upplýsingum endurspeglar skoðanir starfsmanna Hagfræðideildar Landsbankans á þeim degi þegar greiningin er dagsett, en þær geta breyst án fyrirvara.

Landsbankinn hf. og starfsfólk hans taka ekki ábyrgð á viðskiptum sem byggð eru á þeim upplýsingum og skoðunum sem hér eru settar fram.

Bent skal á að Landsbankinn hf. getur á hverjum tíma haft beinna eða óbeinna hagsmuna að gæta, ýmist sjálfur, dótturfélög hans eða fyrir hönd viðskiptamanna, s.s. sem fjárfestir, lánardrottinn eða þjónustuaðili. Greiningar eru engu að síður unnar sjálfstætt af Hagfræðideild Landsbankans og innan Landsbankans eru í gildi reglur um aðskilnað starfssviða sem eru aðgengilegar á vef bankans.

