



---

**Vikubyrjun**  
**Innlendar markaðsupplýsingar**  
**3. febrúar 2020**

---

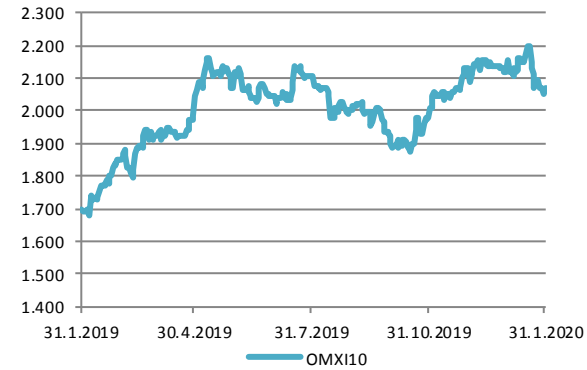
---

# Hlutabréf

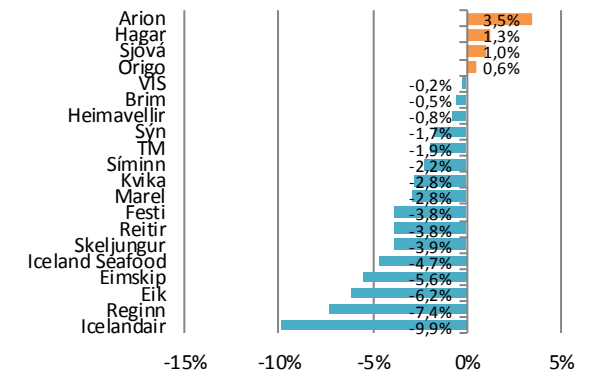
Félag	Verð	Velta (m.kr.)	Breyting síðan ...				
			áramót	1V	1M	3M	12M
OMX10	2067,6	12.427	-2,5%	-1,4%	-2,5%	4,5%	22,0%
Marel	583,0	2.390	-5,0%	-2,8%	-5,0%	1,2%	48,0%
Icelandair	7,4	626	-2,6%	-9,9%	-2,6%	10,2%	-31,0%
Eimskip	170,0	235,4	-10,3%	-5,6%	-10,3%	-0,3%	-16,2%
Brim	38,7	15,9	-1,2%	-0,5%	-1,2%	1,6%	29,4%
Iceland Seafoo	9,7	119	-2,1%	-4,7%	-2,1%	-0,8%	11,0%
Hagar	51,2	383	16,8%	1,3%	16,8%	23,3%	13,7%
Festi	139,5	854	7,7%	-3,8%	7,7%	15,8%	20,8%
Skeljungur	9,0	540	9,0%	-3,9%	9,0%	19,1%	26,1%
Sýn	36,7	61	4,9%	-1,7%	4,9%	38,5%	-8,2%
Síminn	5,3	556	-0,4%	-2,2%	-0,4%	12,4%	43,2%
Origo	26,4	332	-0,4%	0,6%	-0,4%	14,1%	17,3%
Arion	82,3	1.502	-4,6%	3,5%	-4,6%	6,6%	10,6%
Kvika	10,5	390	-0,8%	-2,8%	-0,8%	9,5%	24,3%
Sjóvá	19,7	529	5,3%	1,0%	5,3%	23,1%	38,3%
VÍS	12,0	1.099	10,4%	-0,2%	10,4%	14,8%	21,8%
TM	33,7	111	-5,2%	-1,9%	-5,2%	10,0%	25,1%
Reginn	21,7	861	-2,1%	-7,4%	-2,1%	9,2%	-0,6%
Reitir	75,2	1.121	3,2%	-3,8%	3,2%	0,9%	4,5%
Eik	8,6	703	4,6%	-6,2%	4,6%	10,0%	3,1%
Heimavellir	1,3	78,2	16,8%	-0,8%	16,8%	10,9%	14,8%

Leiðrétt fyrir arðgreiðslum. Heimild: Kodiak, útreikningar Hagfræðideildar

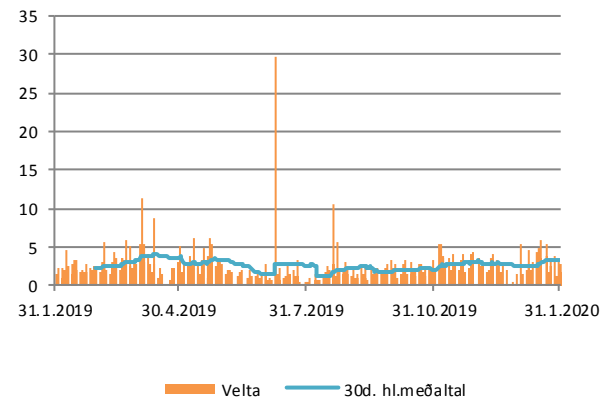
## Úrvalsvísitalan



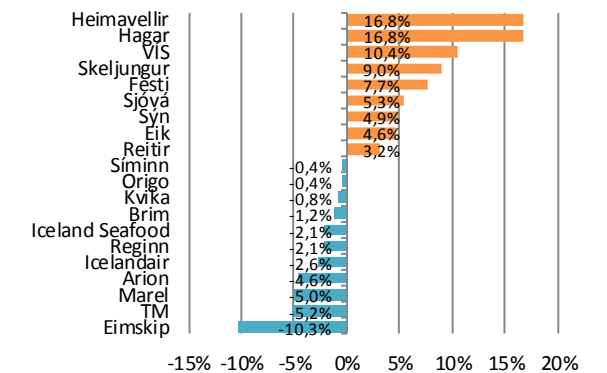
## Breyting í vikunni



## Velta



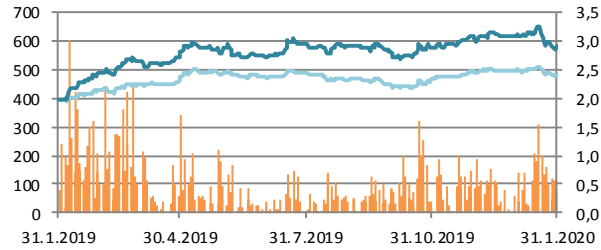
## Frá áramótum



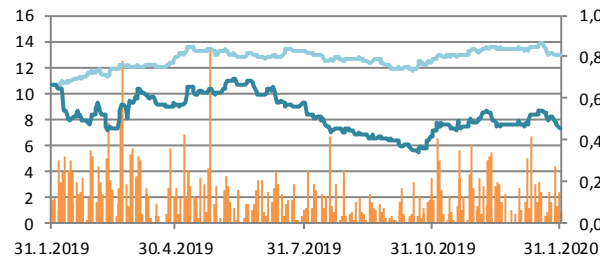
# Hlutabréf

— Velta (h.ás, ma.kr./dag)  
— Verð  
— OMXIB

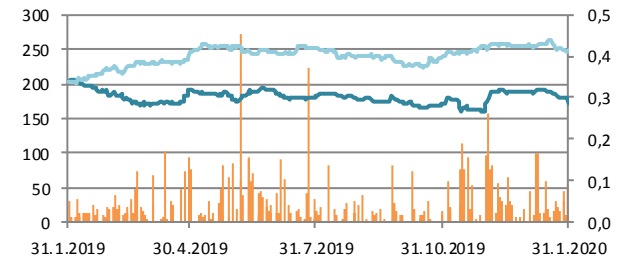
### Marel



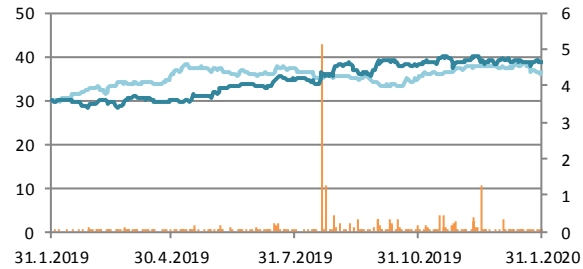
### Icelandair



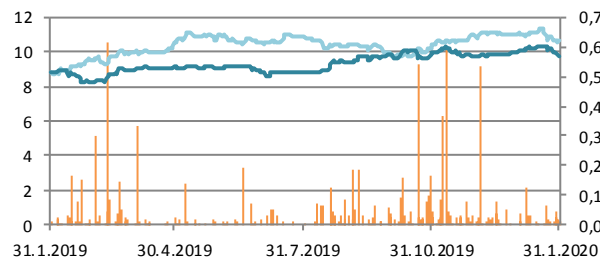
### Eimskip



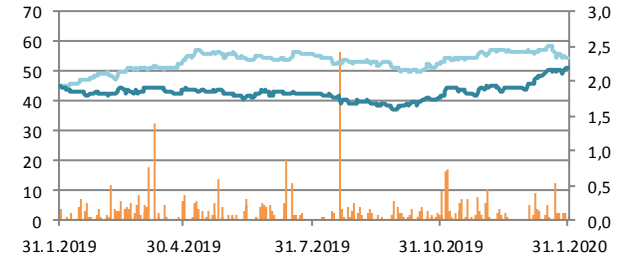
### Brim



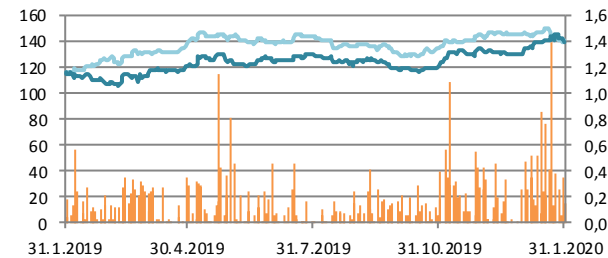
### Iceland Seafood



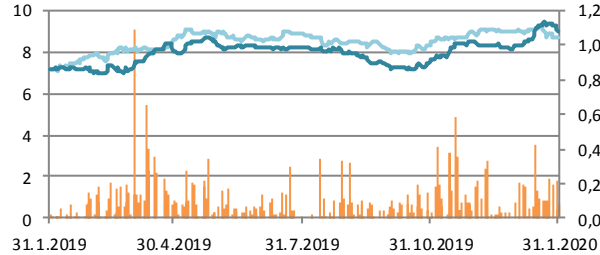
### Hagar



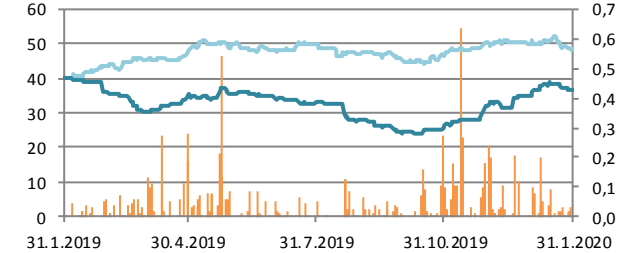
### Festi



### Skeljungur



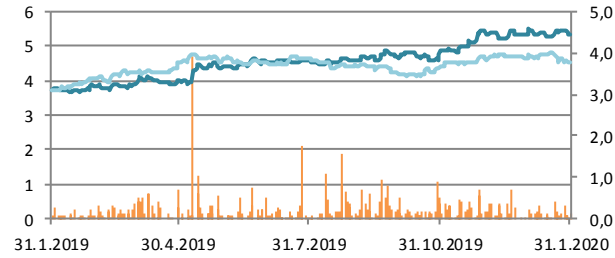
### Sýn



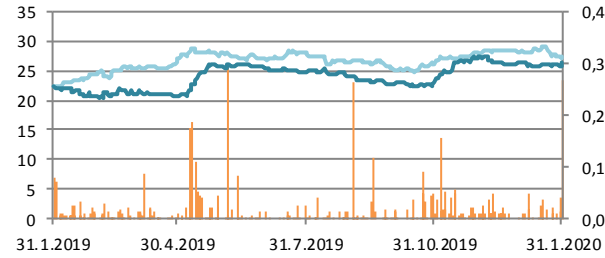
# Hlutabréf

— Velta (h.ás, ma.kr./dag)  
— Verð  
— OMXIB

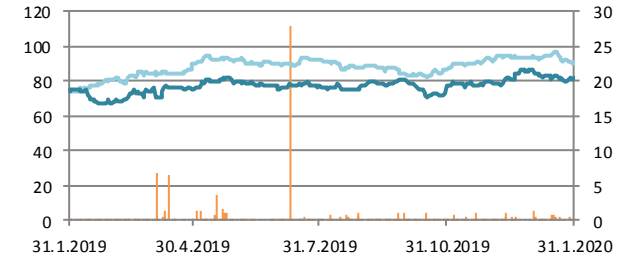
### Síminn



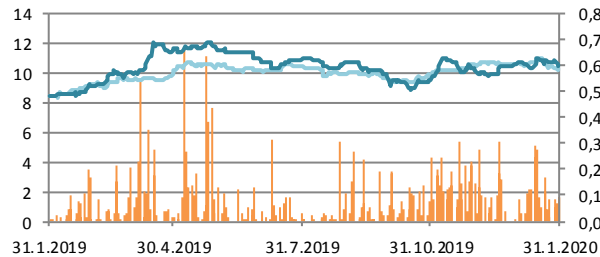
### Origo



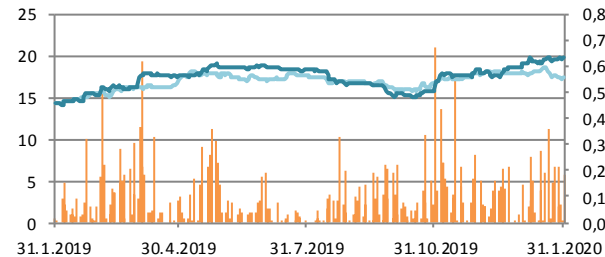
### Arion



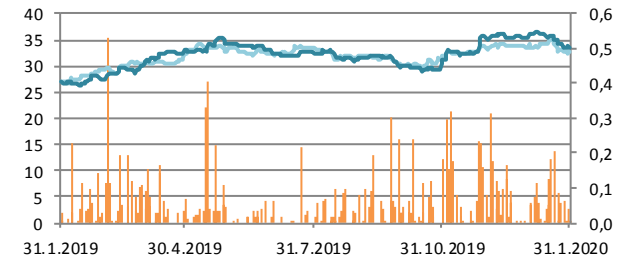
### Kvika



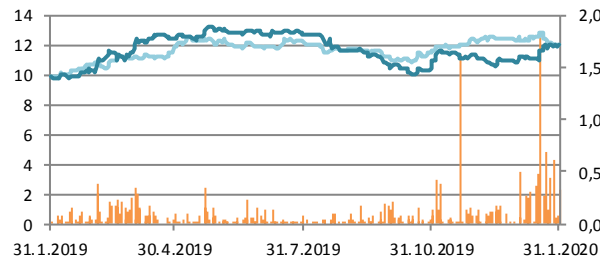
### Sjóvá



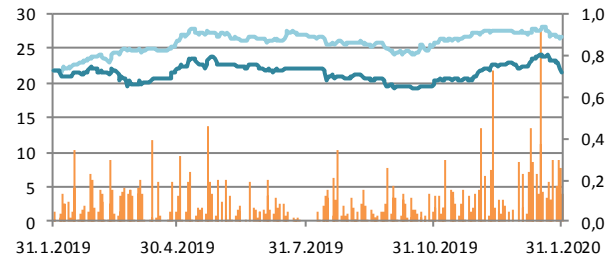
### TM



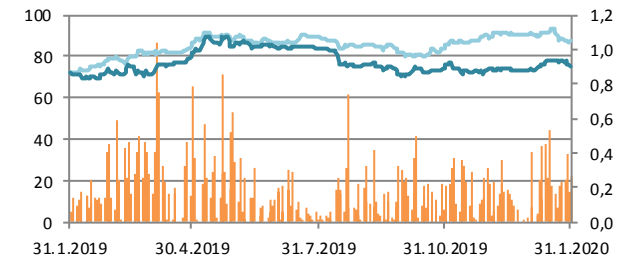
### VÍS



### Reginn



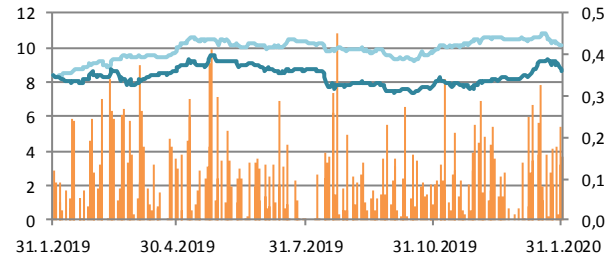
### Reitir



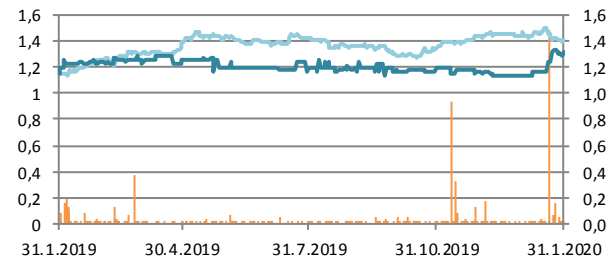
# Hlutabréf

- Velta (h.ás, ma.kr./dag)
- Verð
- OMXIB

## Eik

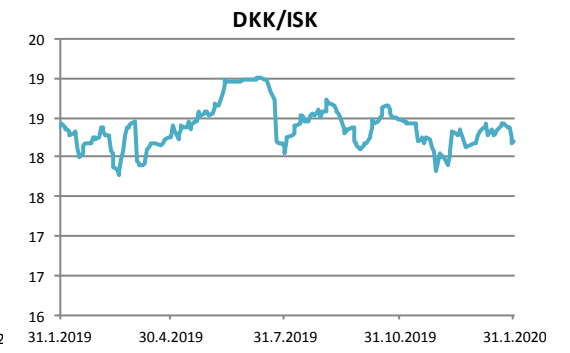
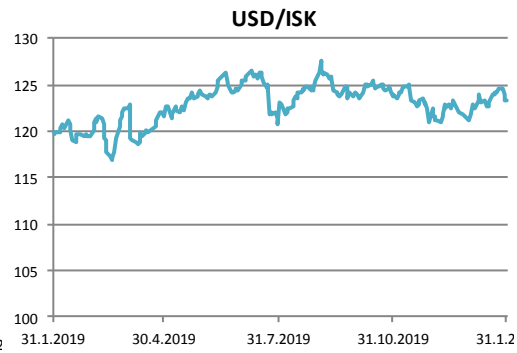
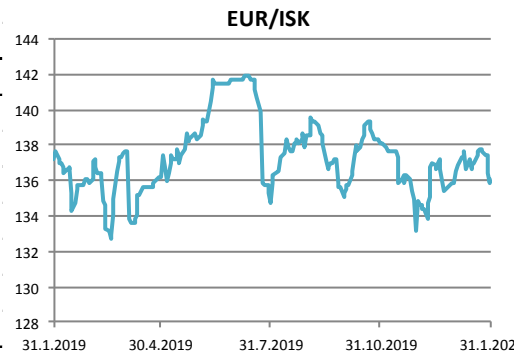


## Heimavellir

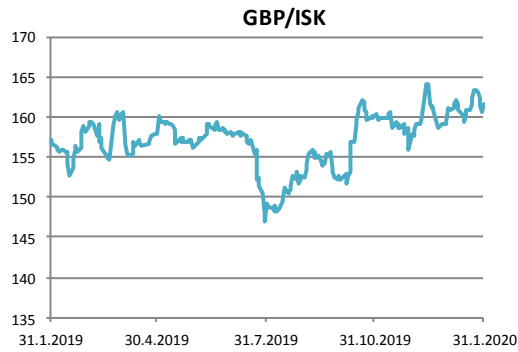
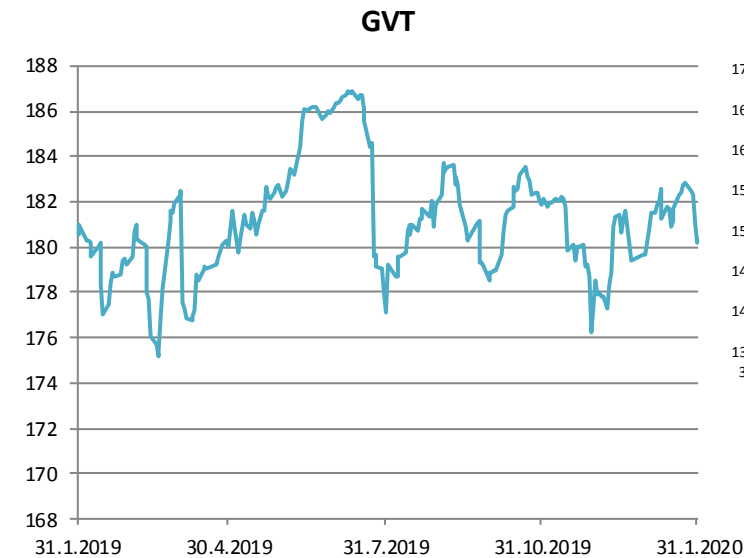


# Gjaldeyrismarkaðurinn

Gengi ISK	31.jan	Breyting síðan ...				
		áramót	1V	1M	3M	12M
GVT	180,4	0,4%	-1,3%	0,4%	-0,8%	-0,1%
EUR	136,1	0,2%	-1,1%	0,2%	-1,4%	-0,8%
USD	123,4	1,9%	-1,0%	1,9%	-0,3%	3,1%
GBP	161,7	1,4%	-1,0%	1,4%	0,9%	3,0%
SEK	12,8	-1,8%	-2,3%	-1,8%	-0,5%	-3,6%
DKK	18,2	0,2%	-1,1%	0,2%	-1,5%	-0,9%
NOK	13,4	-3,0%	-3,5%	-3,0%	-0,7%	-5,9%
JPY	1,13	1,5%	-0,4%	1,5%	-0,8%	2,9%



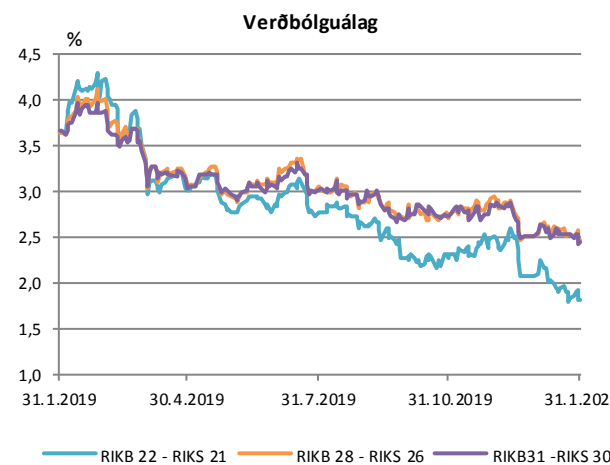
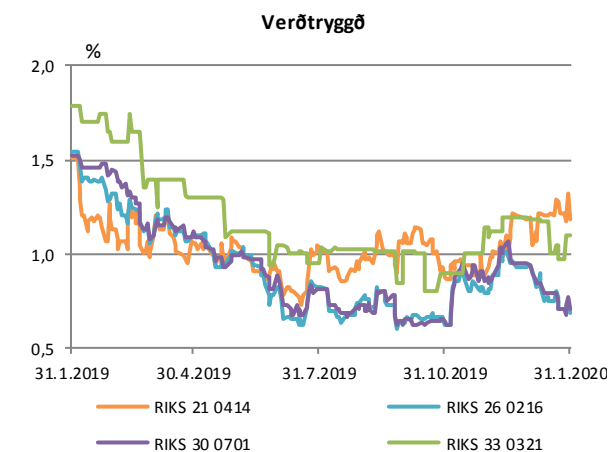
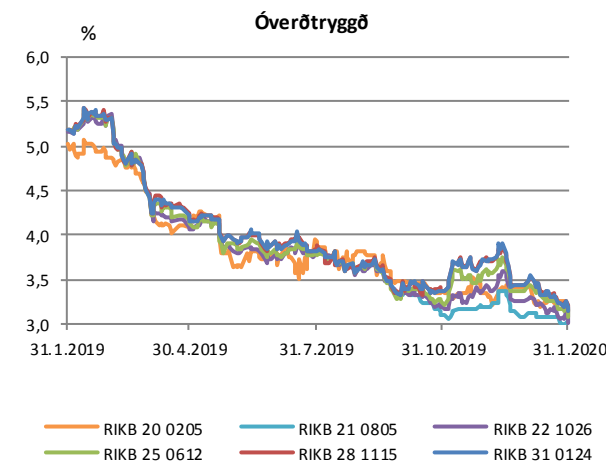
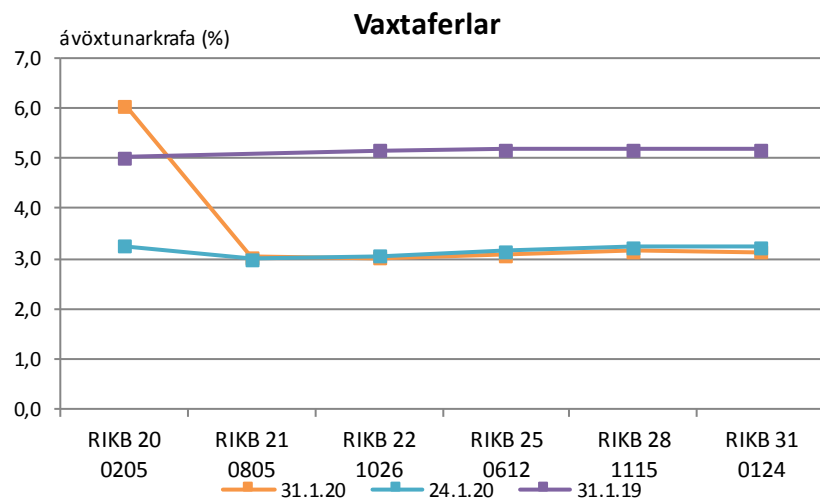
Miðgengi Seðlabanka Íslands. Heimild: Kodiak



# Ríkisbréf

	verð	krafa	velta (ma.kr./viku)	árm.	Breyting síðan ...			
					1V	1M	3M	12M
RIKB 20 0205	100,00	6,06	0,5	2,66	2,80	2,66	2,69	1,03
RIKB 21 0805	100,67	3,03	1,3	-0,04	0,03	-0,04	-0,08	
RIKB 22 1026	110,93	3,00	2,9	-0,26	-0,04	-0,26	-0,18	-2,15
RIKB 25 0612	123,95	3,07	2,5	-0,29	-0,08	-0,29	-0,17	-2,12
RIKB 28 1115	114,00	3,15	3,3	-0,29	-0,08	-0,29	-0,22	-2,04
RIKB 31 0124	130,77	3,14	1,5	-0,30	-0,08	-0,30	-0,23	-2,04
RIKS 21 0414	103,07	1,19	2,5	0,00	-0,03	0,00	0,31	-0,32
RIKS 26 0216	105,08	0,70	2,6	-0,23	0,00	-0,23	0,07	-0,85
RIKS 30 0701	125,45	0,70	1,5	-0,24	0,00	-0,24	0,06	-0,81
RIKS 33 0321	123,13	1,10	0,0	-0,09	0,13	-0,09	0,20	-0,68

Heimild: Kodiak

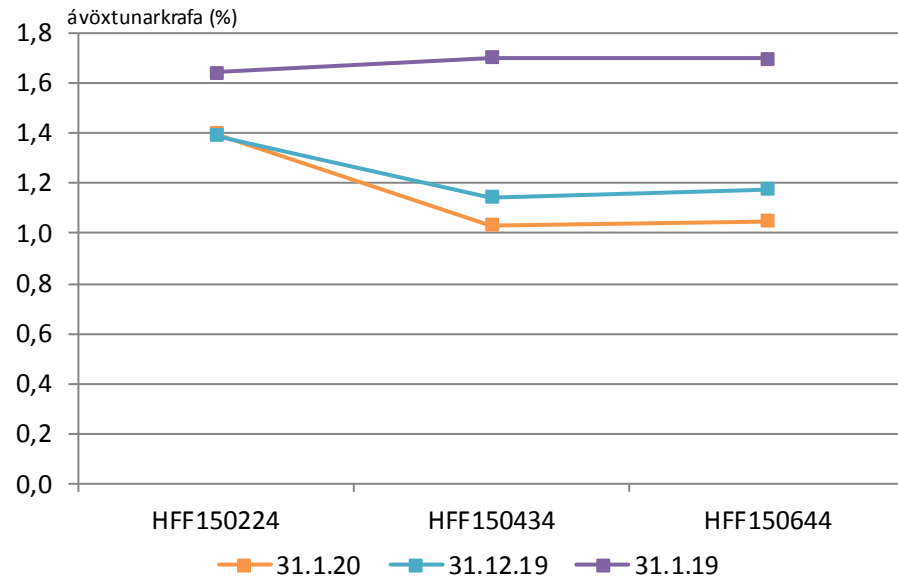


# Íbúðabréf

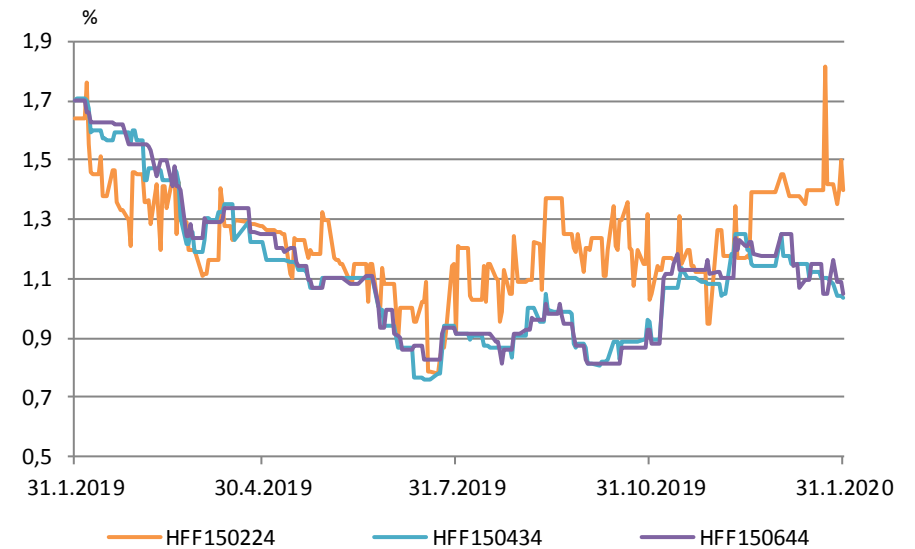
	verð	krafa	velta (ma.kr./viku)	árm.	Breyting síðan ...			
					1V	1M	3M	12M
HFF150224	104,81	1,40	1,2	0,01	-0,02	0,01	0,37	-0,24
HFF150434	120,20	1,04	0,3	-0,11	-0,07	-0,11	0,08	-0,67
HFF150644	135,00	1,05	0,0	-0,13	0,00	-0,13	0,12	-0,65

Heimild: Kodiak

## Vaxtaferlar



## Þróun á kröfu

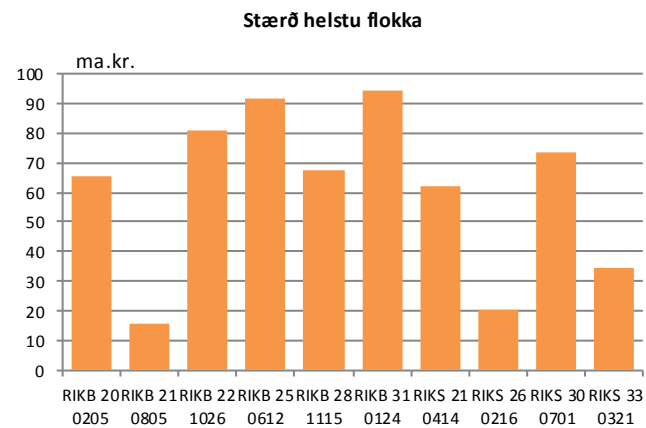
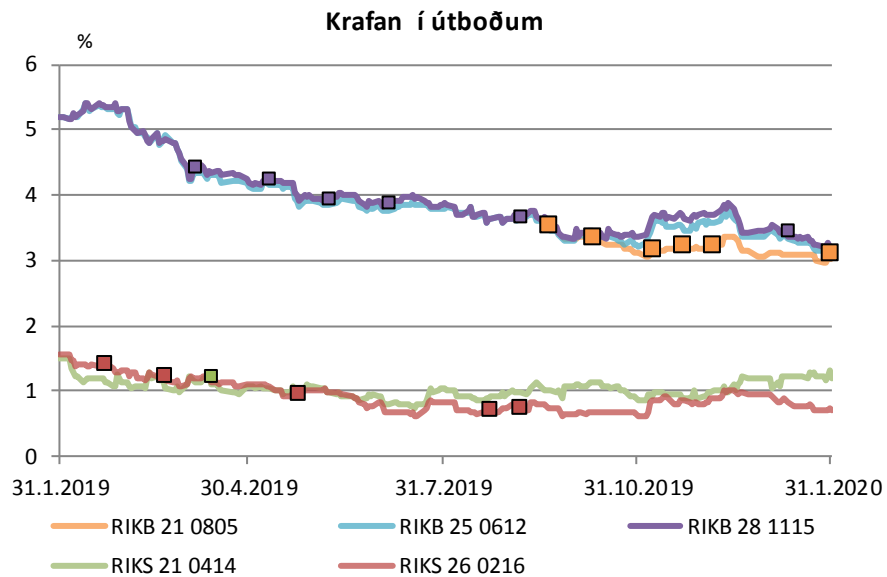
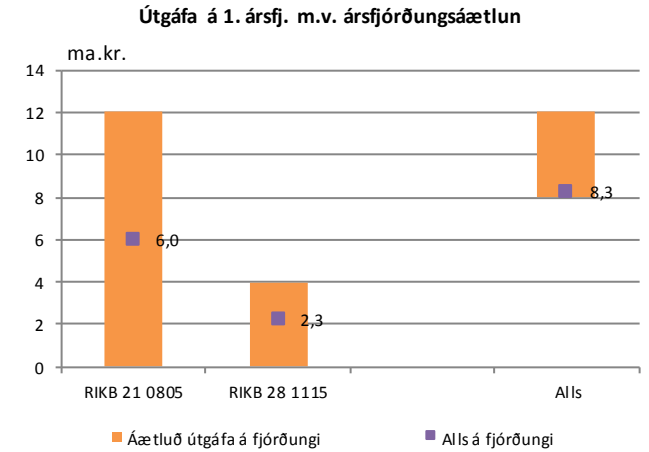
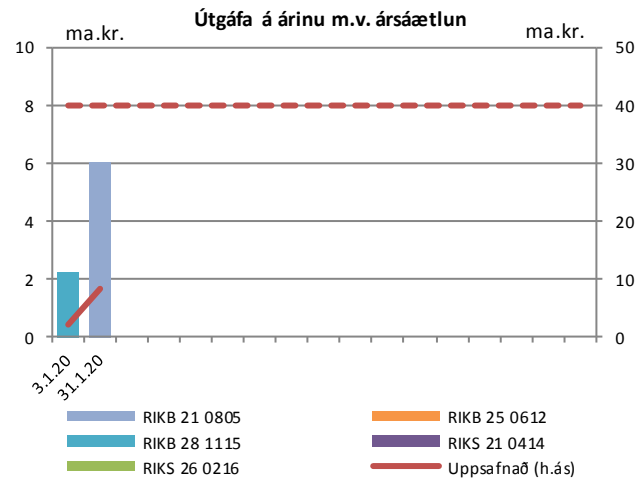




# Útboð ríkisbréfa

Seinustu útboð		Tilboð	Samþykkt	Verð	Krafa
Dags	Flokkur				
31.1.20	RIKB 21 0805	25,3	6,0	100,61	3,070
10.1.20	RIKB 28 1115	9,2	1,9	111,61	3,450
6.12.19	RIKB 21 0805	2,1	2,0	100,43	3,220
8.11.19	RIKB 21 0805	4,8	2,5	100,56	3,160
11.10.19	RIKB 21 0805	8,7	2,5	100,27	3,340
20.9.19	RIKB 21 0805	6,7	3,4	33,99	3,400

Að nafnvirði (ma.kr.) Heimild: Lánamál Ríkisins

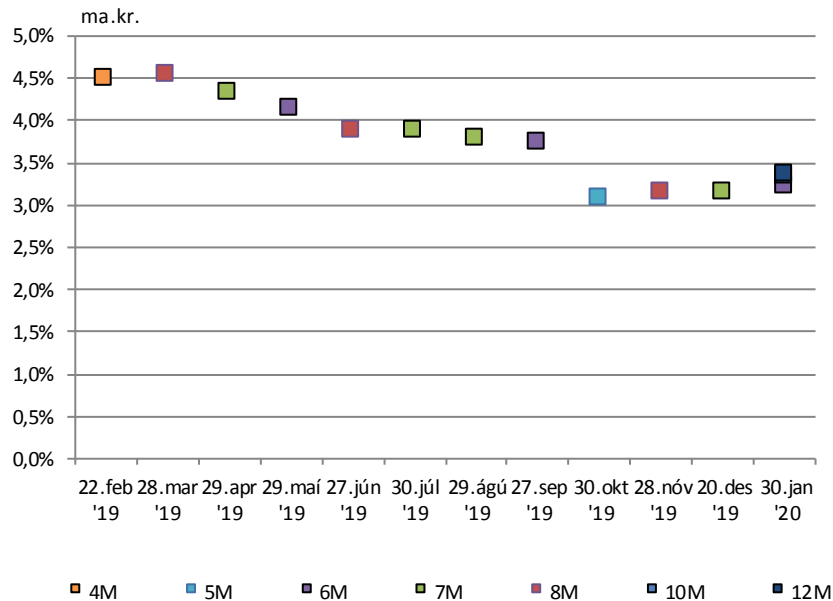


# Útboð ríkisvixla

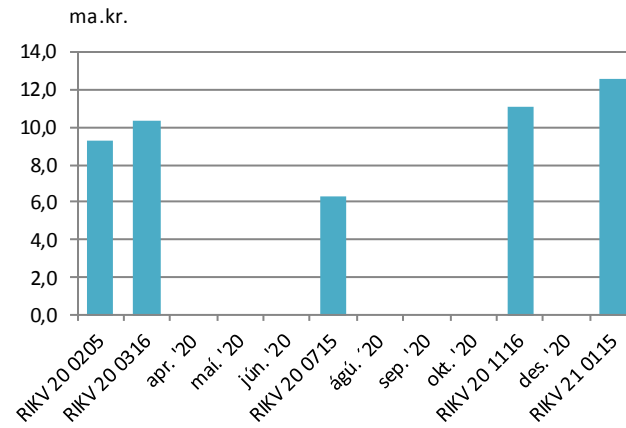
Dags.	Flokkur	Samþykkt	Vextir
31.01.20	RIKV 21 0115	12,6	3,38
31.01.20	RIKV 20 1116	11,1	3,34
31.01.20	RIKV 20 0715	4,5	3,24
20.12.19	RIKV 20 0715	0,5	3,15
28.11.19	RIKV 20 0715	1,5	3,15
31.10.19	RIKV 20 1116	3,1	3,39

Heimild: Lánamál ríkisins

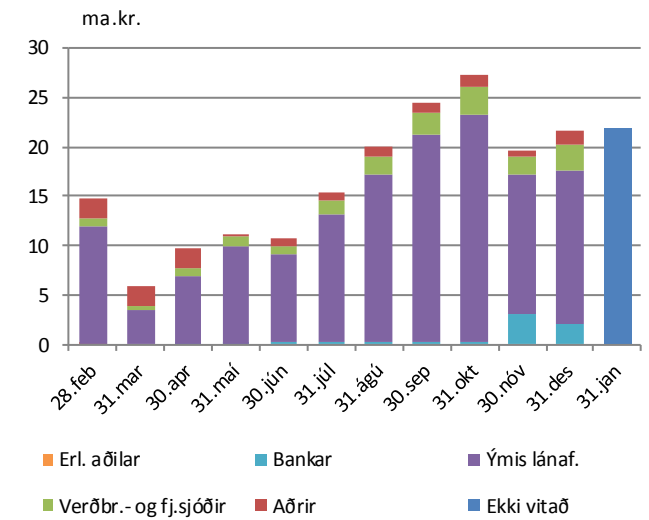
## Niðurstaða útboða



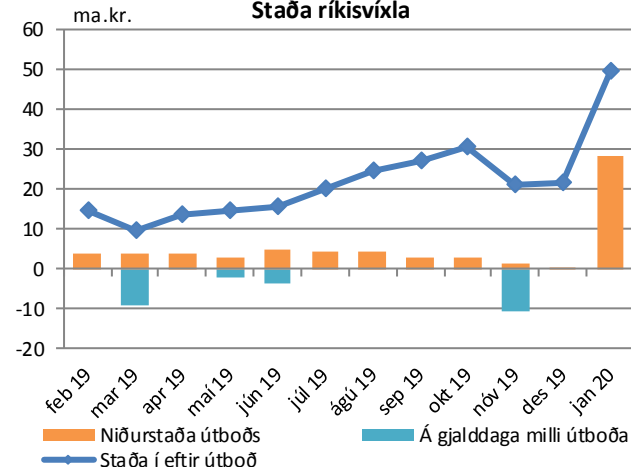
## Útstandandi ríkisvixlar



## Eigendaskipting



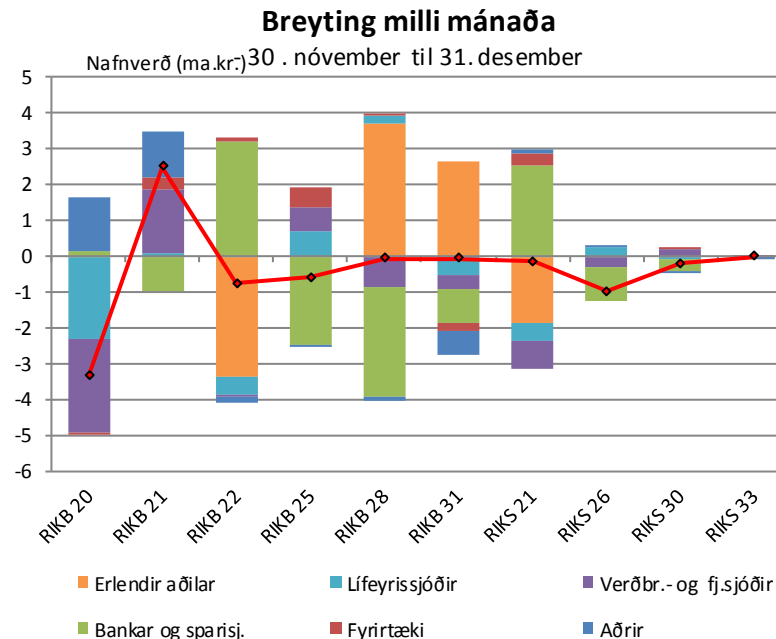
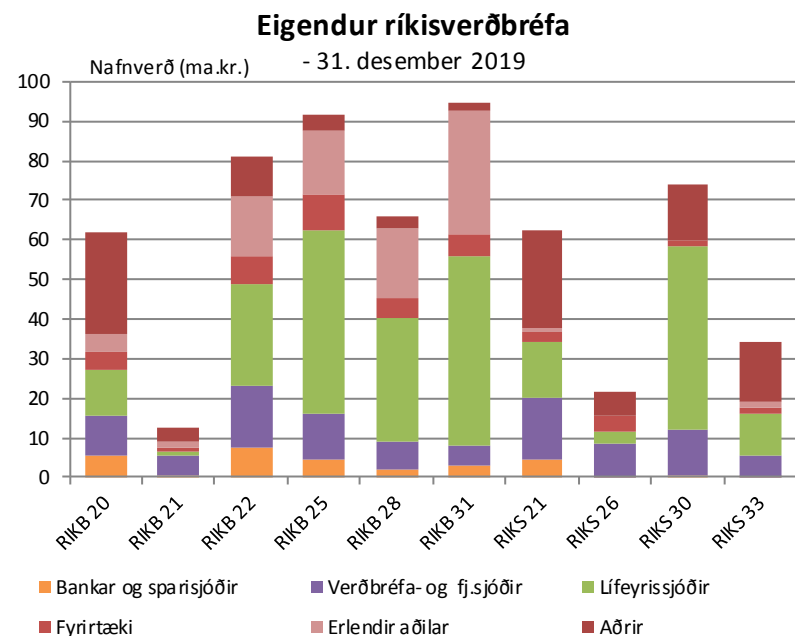
## Staða ríkisvixla



# Eigendaskipti ríkisbréfa

	Eigendaskipting (ma.kr.)									
	RIKB 20	RIKB 22	RIKB 25	RIKB 28	RIKB 31	RIKS 21	RIKS 26	RIKS 30	RIKS 33	Alls
Bankar og sparisjóðir	5,2	7,6	4,2	1,8	3,0	4,2	0,1	0,3	0,1	26,5
Verðbréfa- og fj.sjóðir	10,4	15,5	11,7	7,1	4,9	16,0	8,3	11,9	5,3	91,0
Lífeyrissjóðir	11,8	25,7	46,7	31,5	47,9	13,9	3,3	46,2	11,0	237,9
Fyrirtæki	4,1	6,8	8,9	4,9	5,6	2,7	4,0	1,4	1,0	39,5
Aðrir	25,9	9,8	4,0	3,0	2,0	24,5	5,8	14,3	14,9	104,2
Erlendir aðilar	4,7	15,5	15,9	17,9	31,0	0,9	0,0	0,0	1,9	87,8
Nafnverð alls (ma.kr)	62,1	81,0	91,5	66,2	94,5	62,2	21,4	74,1	34,2	587,0

Heimild: Lánamál ríkisins

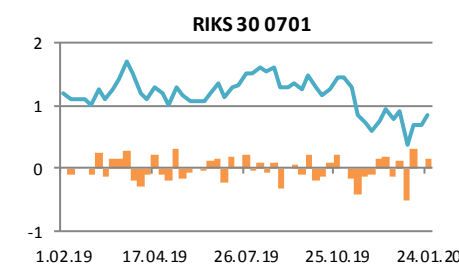
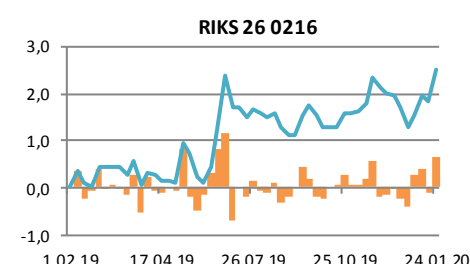
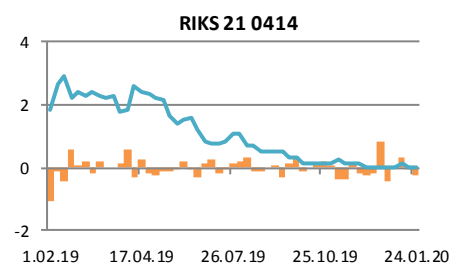
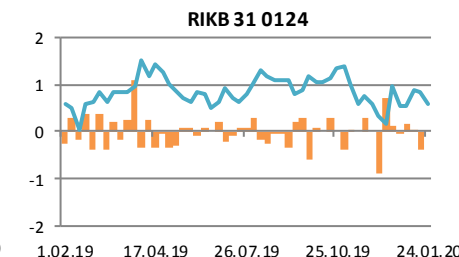
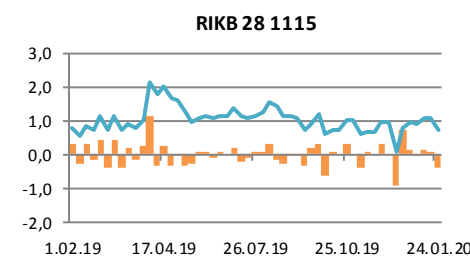
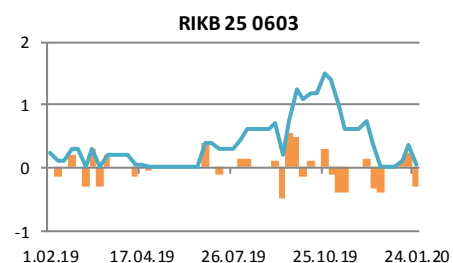
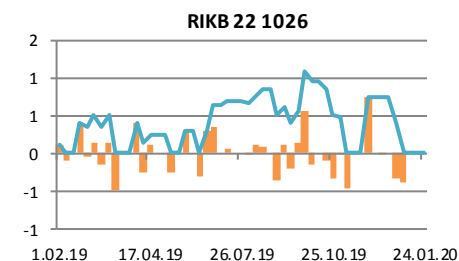
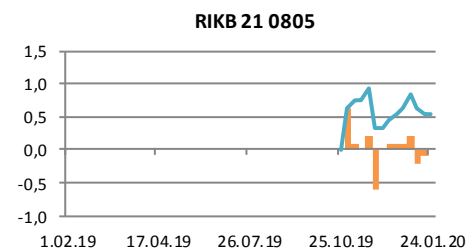
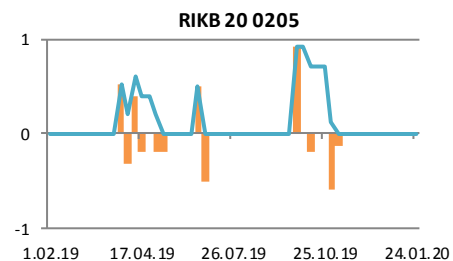
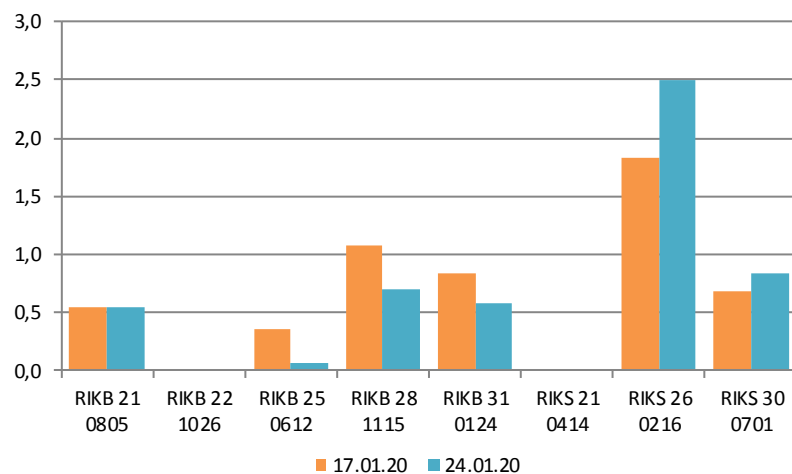


# Verðbréfalán

Flokkur	Nafnverð (m.kr.)	Breyting síðan				
		1V	4V	12V	26V	52V
RIKB 21 0805	543	0	-100	-98	543	543
RIKB 22 1026	0	0	-400	-475	-700	-100
RIKB 25 0612	55	-295	55	-1.345	-245	-195
RIKB 28 1115	700	-377	-230	-300	-450	-100
RIKB 31 0124	580	-256	50	-820	-220	-20
RIKS 21 0414	0	0	0	-150	-1.100	-1.856
RIKS 26 0216	2.497	670	1.227			
RIKS 30 0701	830	150	-70	-620	-694	-370

Heimild: Lánamál Ríkisins

## Breyting milli vikna



Innihald og form skjals þessa er unnið af starfsmönnum Hagfræðideildar Landsbankans hf. (hagfraedideild@landsbankinn.is) og byggist á aðgengilegum opinberum upplýsingum á þeim tíma sem greiningin var unnin. Mat á þeim upplýsingum endurspeglar skoðanir starfsmanna Hagfræðideildar Landsbankans á þeim degi þegar greiningin er dagsett, en þær geta breyst án fyrirvara.

Landsbankinn hf. og starfsfólk hans taka ekki ábyrgð á viðskiptum sem byggð eru á þeim upplýsingum og skoðunum sem hér eru settar fram.

Bent skal á að Landsbankinn hf. getur á hverjum tíma haft beinna eða óbeinna hagsmuna að gæta, ýmist sjálfur, dótturfélög hans eða fyrir hönd viðskiptamanna, s.s. sem fjárfestir, lánardrottinn eða þjónustuaðili. Greiningar eru engu að síður unnar sjálfstætt af Hagfræðideild Landsbankans og innan Landsbankans eru í gildi reglur um aðskilnað starfssviða sem eru aðgengilegar á vef bankans.

