



---

**Vikubyrjun**  
**Innlendar markaðsupplýsingar**  
**20. janúar 2020**

---

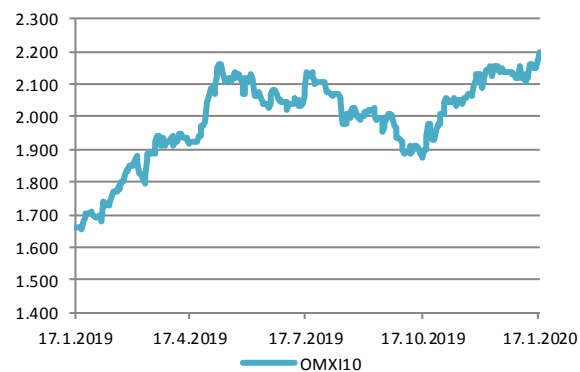
---

# Hlutabréf

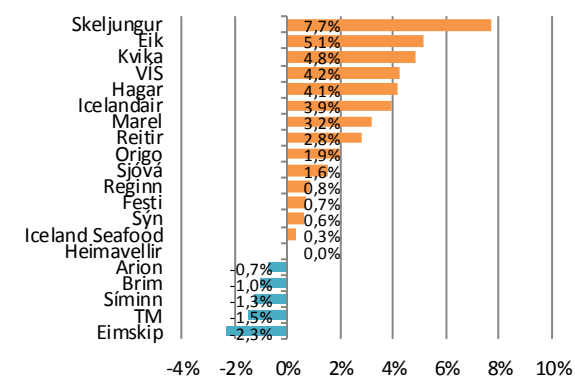
Félag	Verð	Velta (m.kr.)	Breyting síðan ...				
			áramót	1V	1M	3M	12M
OMXI10	2199,8	20.969	3,7%	1,9%	2,8%	17,3%	32,3%
Marel	648,0	4.558	5,5%	3,2%	3,8%	18,9%	65,7%
Icelandair	8,7	655	15,2%	3,9%	16,2%	55,1%	-13,7%
Eimskip	187,5	201,0	-1,1%	-2,3%	0,5%	14,0%	-10,6%
Brim	38,8	87,0	-0,8%	-1,0%	-0,3%	2,4%	22,5%
Iceland Seafoo	10,3	8	3,5%	0,3%	4,4%	2,1%	20,0%
Hagar	50,5	409	15,3%	4,1%	13,2%	27,0%	13,0%
Festi	140,0	2.142	8,1%	0,7%	6,9%	20,2%	23,3%
Skeljungur	9,3	851	12,4%	7,7%	12,1%	30,2%	30,2%
Sýn	38,4	144	9,7%	0,6%	21,5%	54,2%	-4,2%
Síminn	5,3	292	-1,1%	-1,3%	1,1%	14,0%	46,0%
Origo	26,2	68	-0,9%	1,9%	-0,4%	17,2%	21,5%
Arion	83,2	2.527	-3,6%	-0,7%	2,6%	16,9%	24,3%
Kvika	10,9	961	2,6%	4,8%	9,7%	21,5%	33,1%
Sjóvá	19,7	595	5,1%	1,6%	12,4%	31,2%	52,0%
VÍS	11,6	2.839	7,0%	4,2%	8,5%	15,9%	28,3%
TM	35,7	402	0,6%	-1,5%	1,1%	22,9%	41,3%
Reginn	23,8	1.819	7,4%	0,8%	5,1%	24,3%	11,7%
Reitir	78,1	1.564	7,1%	2,8%	5,9%	8,8%	13,0%
Eik	9,3	847	12,4%	5,1%	13,2%	25,9%	15,3%
Heimavellir	1,2	86,6	3,5%	0,0%	3,5%	-0,8%	3,5%

Leiðrétt fyrir arðgreiðslum. Heimild: Kodiak, útreikningar Hagfræðideildar

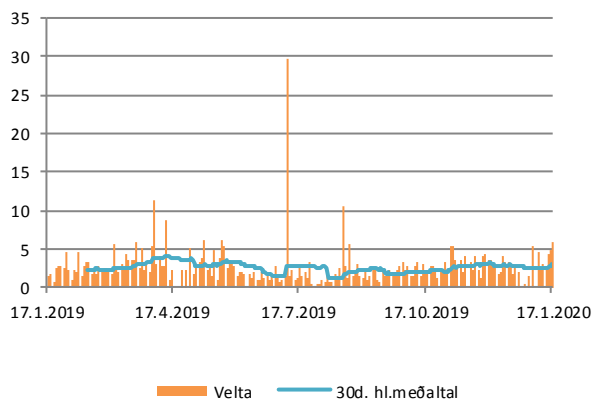
### Úrvalsvísitalan



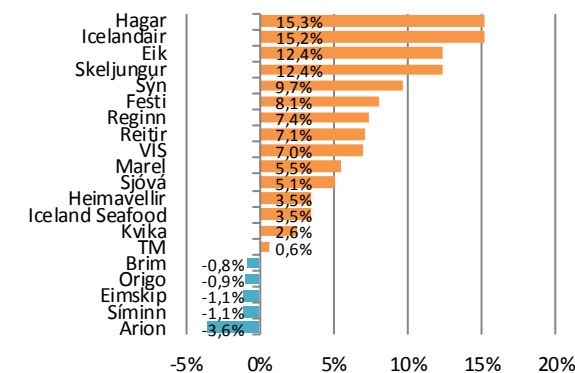
### Breyting í vikunni



### Velta



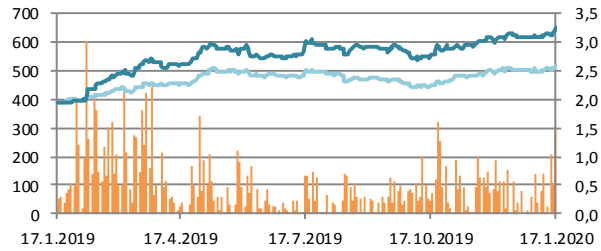
### Frá áramótum



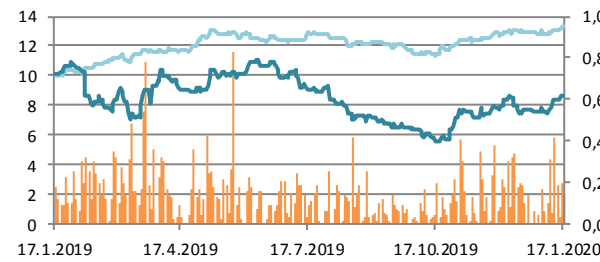
# Hlutabréf

— Velta (h.ás, ma.kr./dag)  
— Verð  
— OMXIB

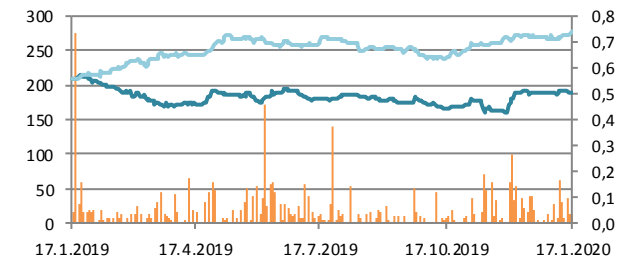
### Marel



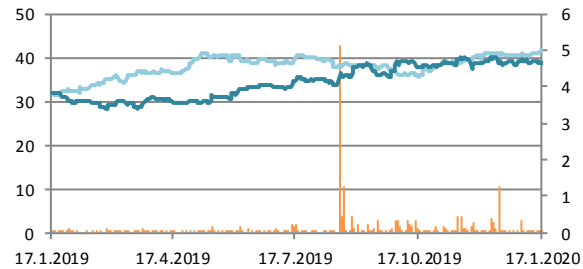
### Icelandair



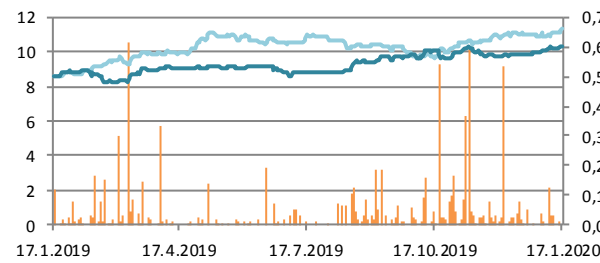
### Eimskip



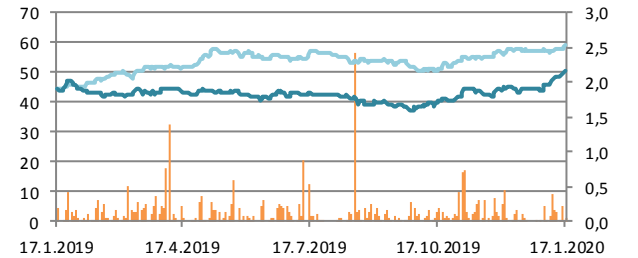
### Brim



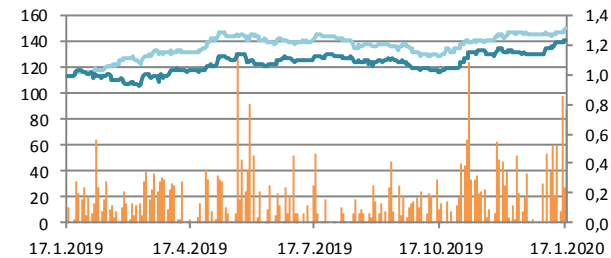
### Iceland Seafood



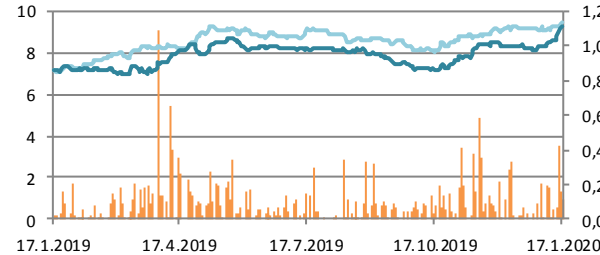
### Hagar



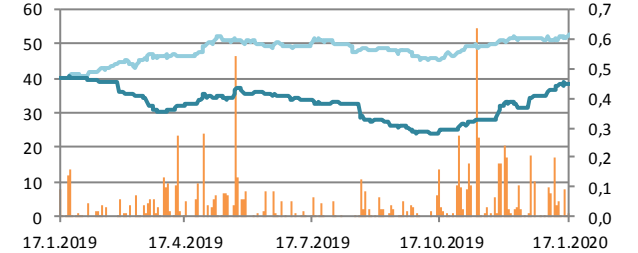
### Festi



### Skeljungur



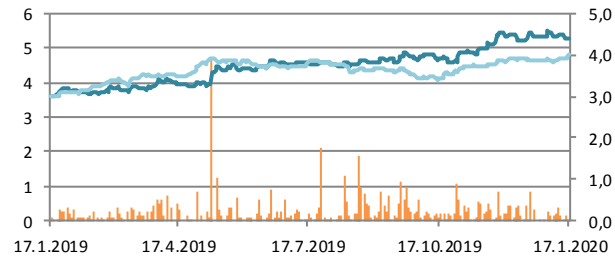
### Sýn



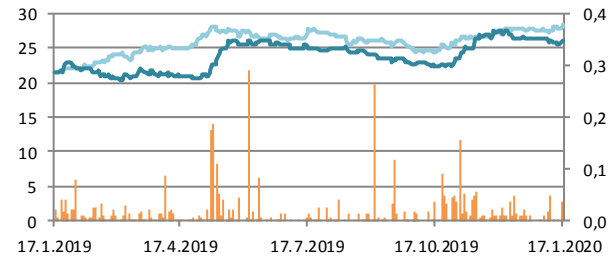
# Hlutabréf

— Velta (h.ás, ma.kr./dag)  
— Verð  
— OMXIB

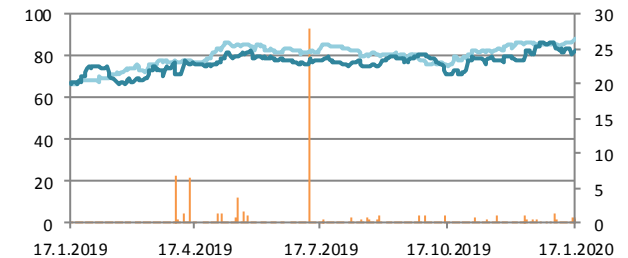
### Síminn



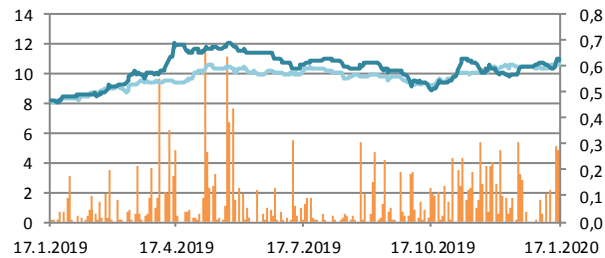
### Origo



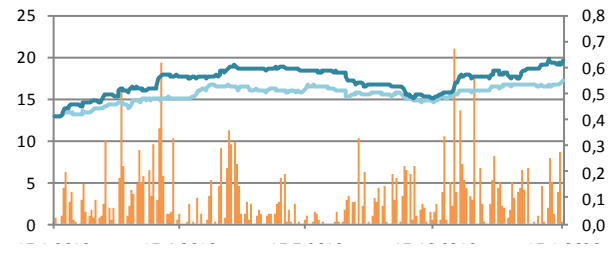
### Arion



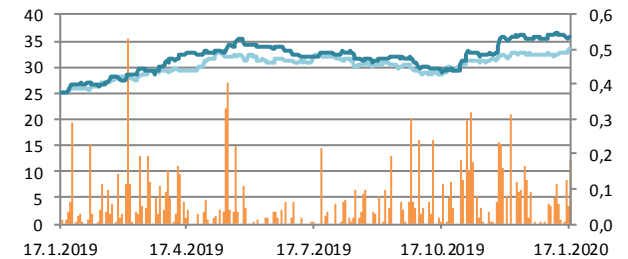
### Kvika



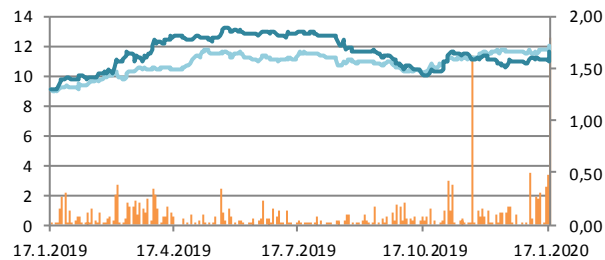
### Sjóvá



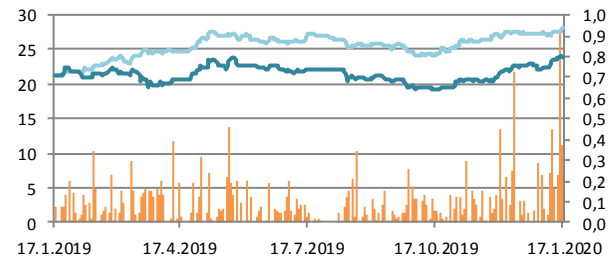
### TM



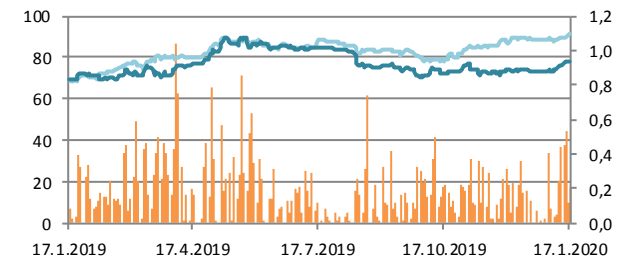
### VIS



### Reginn



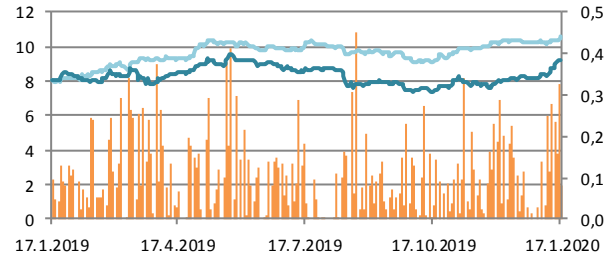
### Reitir



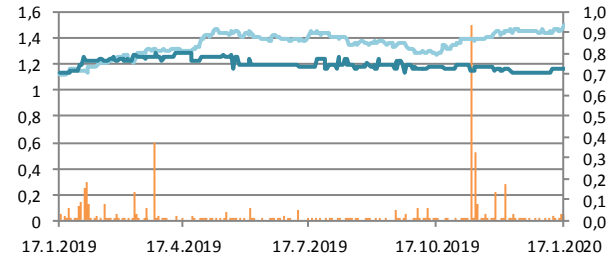
# Hlutabréf

- Velta (h.ás, ma.kr./dag)
- Verð
- OMXIB

### Eik

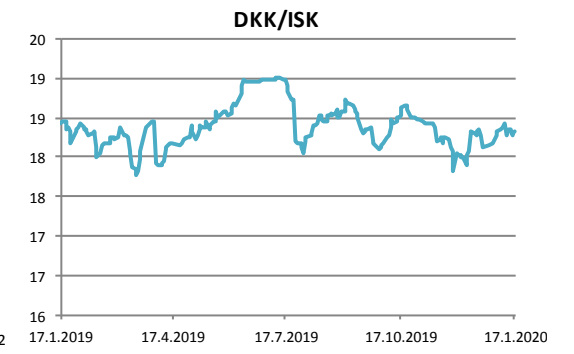
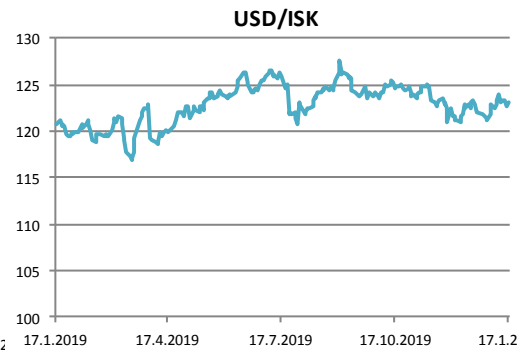
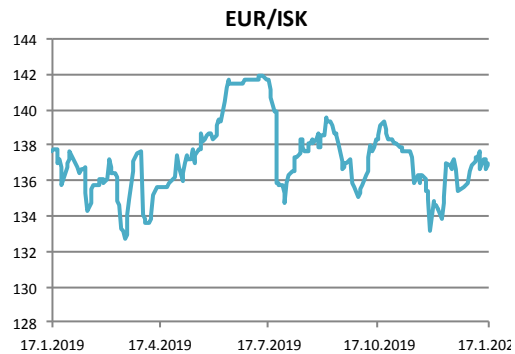


### Heimavellir

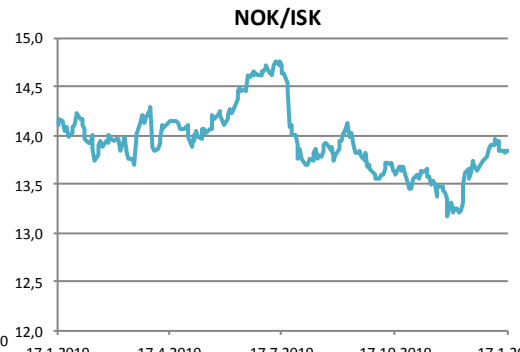
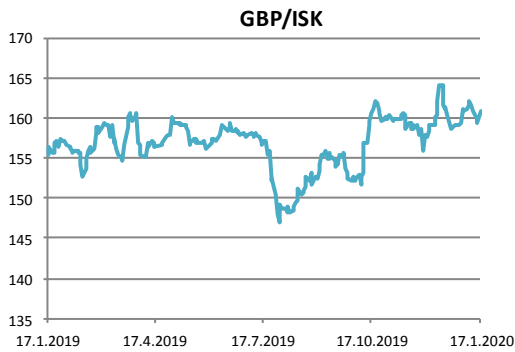
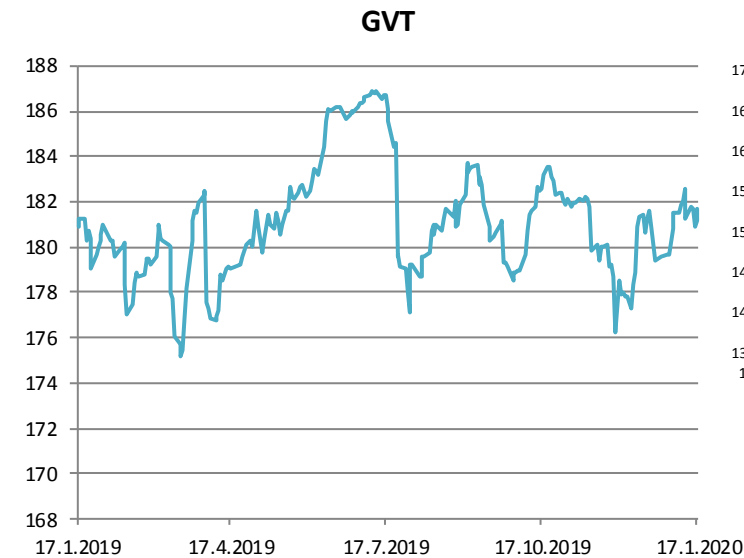


# Gjaldeyrismarkaðurinn

Gengi ISK	17.jan	Breyting síðan ...				
		áramót	1V	1M	3M	12M
GVT	181,7	1,1%	0,2%	0,6%	-0,5%	0,4%
EUR	137,0	0,9%	0,3%	0,3%	-1,1%	-0,4%
USD	123,2	1,7%	0,1%	0,6%	-1,2%	2,1%
GBP	160,8	0,8%	0,0%	-0,5%	0,1%	3,4%
SEK	13,0	0,0%	0,3%	-0,5%	1,3%	-2,9%
DKK	18,3	0,8%	0,3%	0,3%	-1,1%	-0,5%
NOK	13,9	0,6%	0,1%	2,2%	1,8%	-1,7%
JPY	1,12	0,3%	-0,4%	0,1%	-2,4%	0,8%



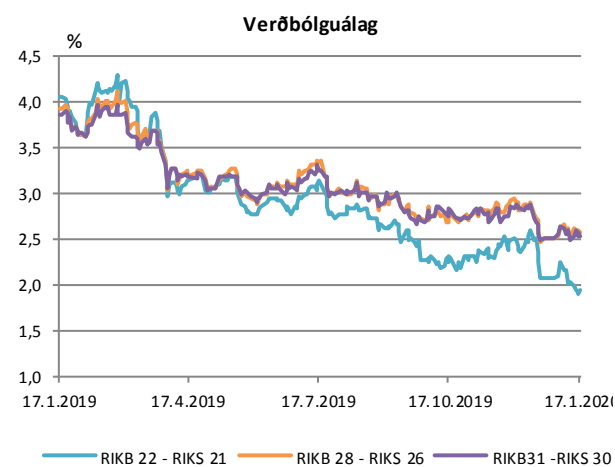
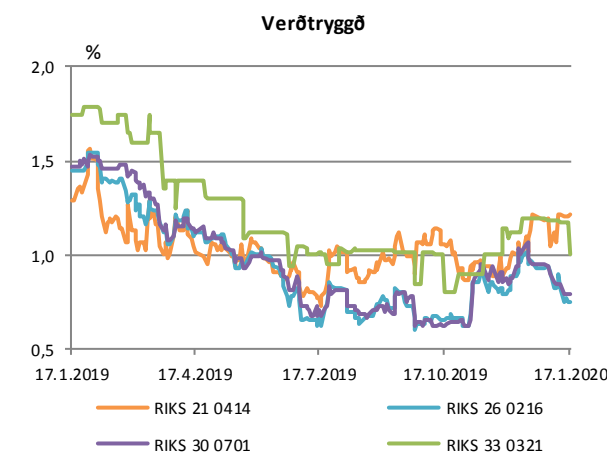
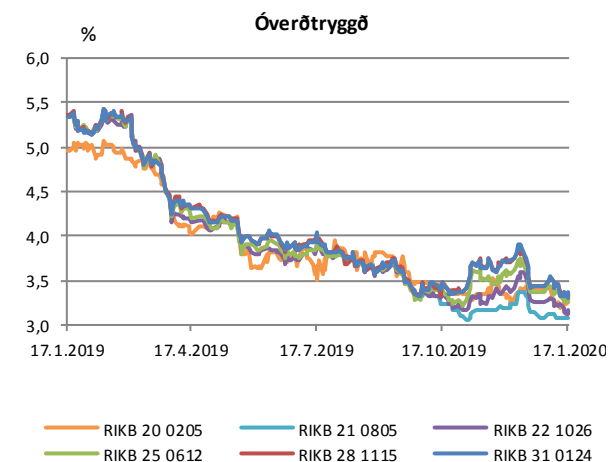
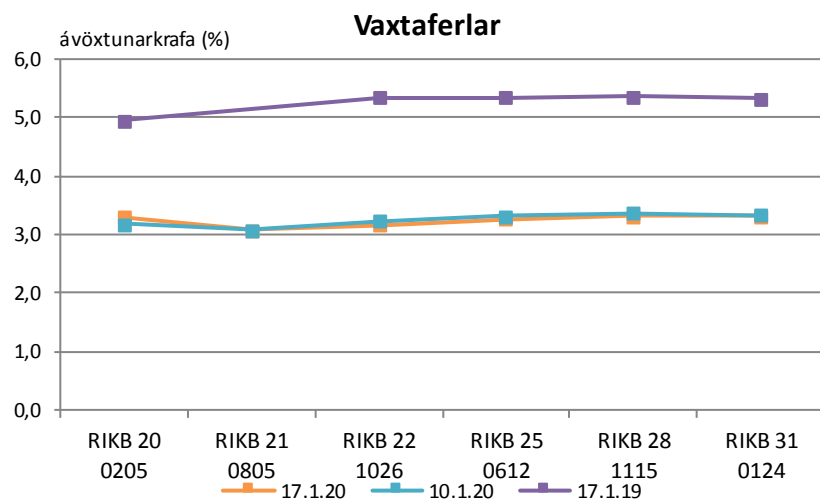
Miðgengi Seðlabanka Íslands. Heimild: Kodiak



# Ríkisbréf

	verð	krafa	velta (ma.kr./viku)	árm.	Breyting síðan ...			
					1V	1M	3M	12M
RIKB 20 0205	100,12	3,30	1,7	-0,10	0,12	-0,14	-0,15	-1,65
RIKB 21 0805	100,62	3,07	0,4	0,00	0,00	-0,26	-0,17	
RIKB 22 1026	110,65	3,16	3,7	-0,11	-0,08	-0,36	-0,20	-2,19
RIKB 25 0612	123,06	3,26	3,2	-0,10	-0,06	-0,36	-0,14	-2,09
RIKB 28 1115	112,66	3,32	2,3	-0,12	-0,04	-0,38	-0,15	-2,05
RIKB 31 0124	129,04	3,31	1,6	-0,13	-0,02	-0,43	-0,16	-2,03
RIKS 21 0414	103,13	1,22	1,2	0,03	0,01	0,21	0,16	-0,07
RIKS 26 0216	105,08	0,70	1,6	-0,23	-0,13	-0,28	0,04	-0,75
RIKS 30 0701	124,55	0,79	0,8	-0,16	-0,05	-0,27	0,16	-0,68
RIKS 33 0321	124,55	1,00	0,1	-0,19	-0,18	-0,20	0,20	-0,75

Heimild: Kodiak

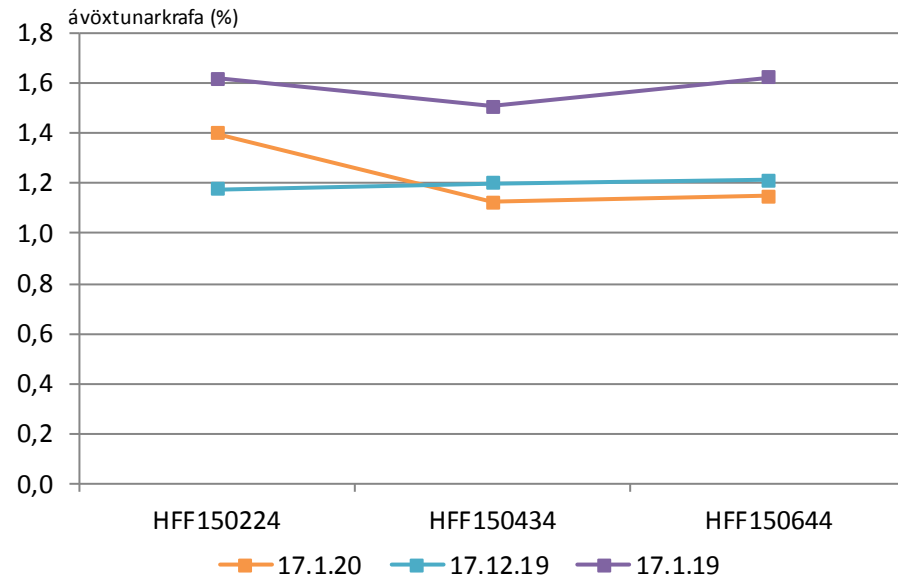


# Íbúðabréf

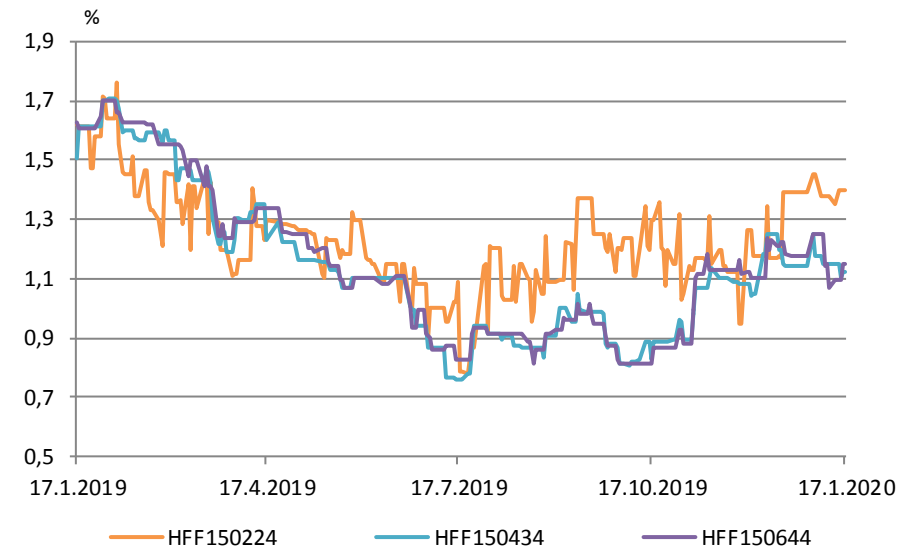
	verð	krafa	velta (ma.kr./viku)	Breyting síðan ...				
				árm.	1V	1M	3M	12M
HFF150224	104,89	1,40	0,5	0,01	0,03	0,23	0,10	-0,22
HFF150434	119,54	1,12	0,5	-0,02	-0,02	-0,08	0,30	-0,38
HFF150644	133,48	1,15	0,0	-0,03	0,08	-0,06	0,34	-0,47

Heimild: Kodiak

## Vaxtaferlar



## Þróun á kröfu



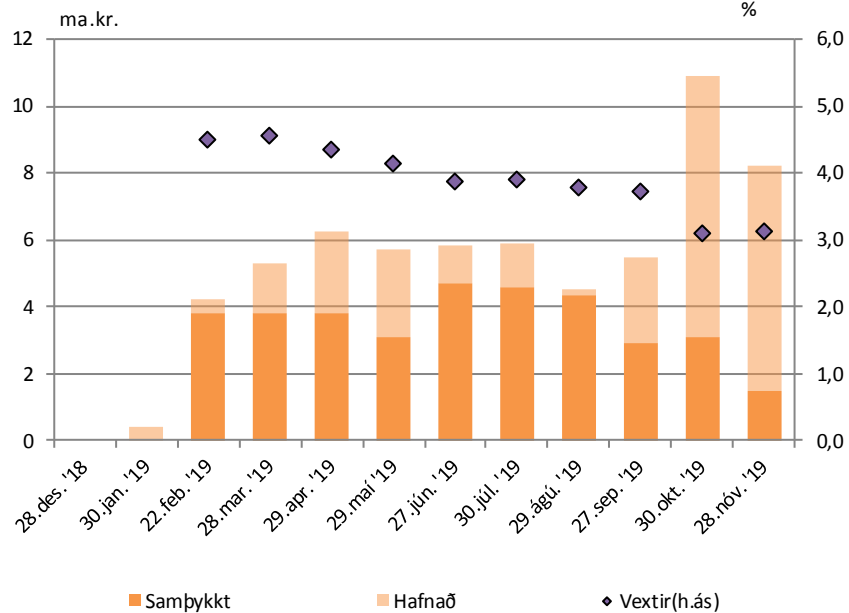


# Útboð ríkisvixla

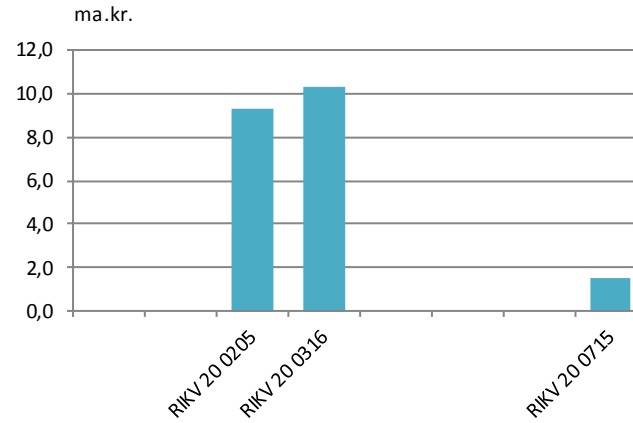
Dags.	Flokkur	Samþykkt	Vextir
28.11.19	RIKV 20 0715	1,5	3,15
31.10.19	RIKV 20 0316	3,1	3,10
27.09.19	RIKV 20 0316	2,9	3,75
29.08.19	RIKV 20 0316	4,3	3,80
30.07.19	RIKV 20 0205	4,6	3,90
27.06.19	RIKV 20 0205	4,7	3,90

Heimild: Lánamál ríkisins

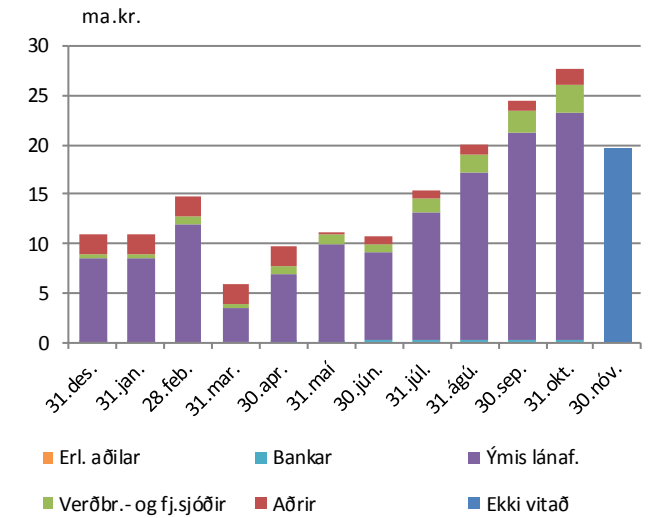
## Niðurstaða útboða



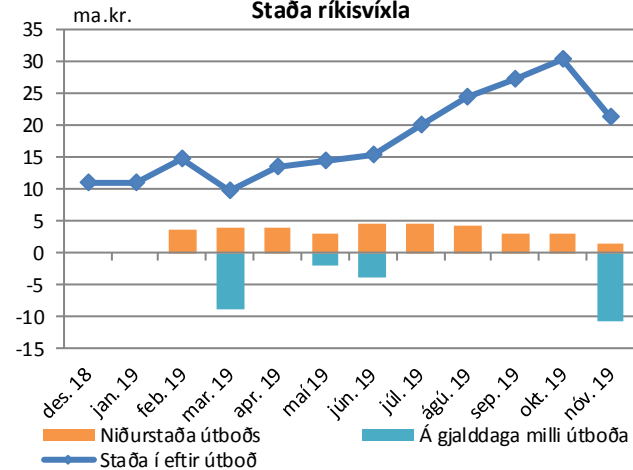
## Útistandandi ríkisvixlar



## Eigendaskipting



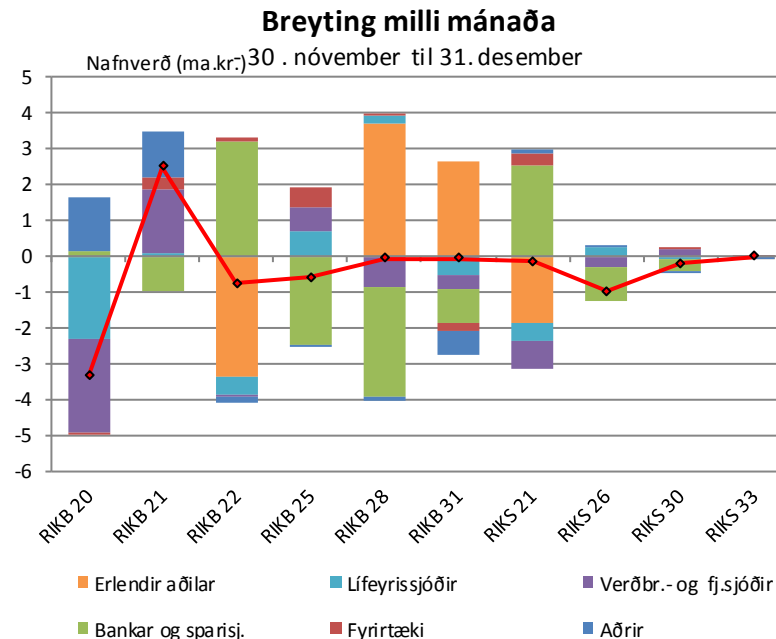
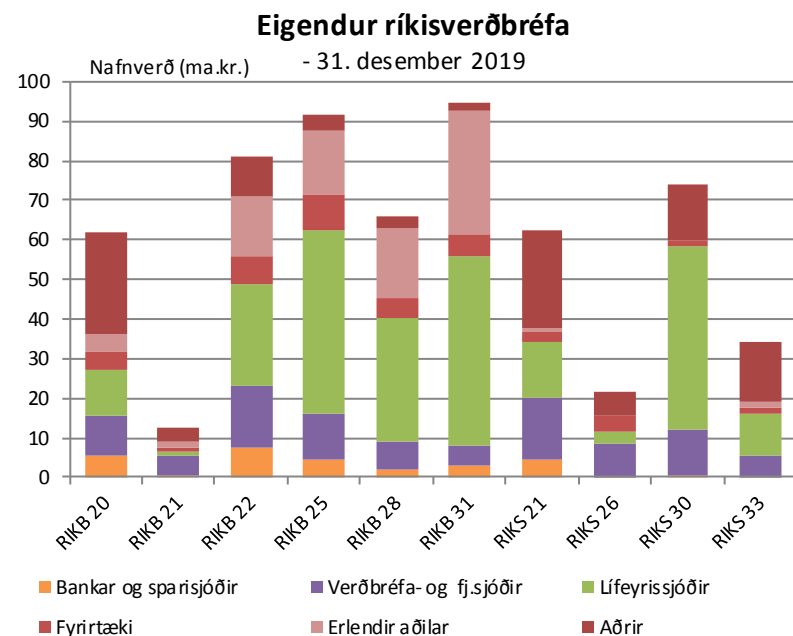
## Staða ríkisvixla



# Eigendaskipti ríkisbréfa

	Eigendaskipting (ma.kr.)									
	RIKB 20	RIKB 22	RIKB 25	RIKB 28	RIKB 31	RIKS 21	RIKS 26	RIKS 30	RIKS 33	Alls
Bankar og sparisjóðir	5,2	7,6	4,2	1,8	3,0	4,2	0,1	0,3	0,1	26,5
Verðbréfa- og fj.sjóðir	10,4	15,5	11,7	7,1	4,9	16,0	8,3	11,9	5,3	91,0
Lífeyrissjóðir	11,8	25,7	46,7	31,5	47,9	13,9	3,3	46,2	11,0	237,9
Fyrirtæki	4,1	6,8	8,9	4,9	5,6	2,7	4,0	1,4	1,0	39,5
Aðrir	25,9	9,8	4,0	3,0	2,0	24,5	5,8	14,3	14,9	104,2
Erlendir aðilar	4,7	15,5	15,9	17,9	31,0	0,9	0,0	0,0	1,9	87,8
Nafnverð alls (ma.kr)	62,1	81,0	91,5	66,2	94,5	62,2	21,4	74,1	34,2	587,0

Heimild: Lánamál ríkisins

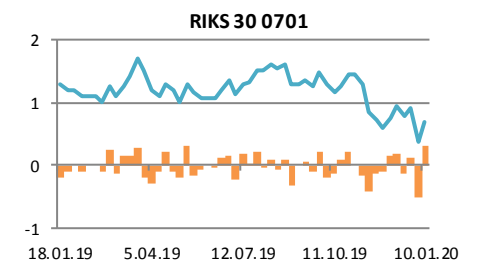
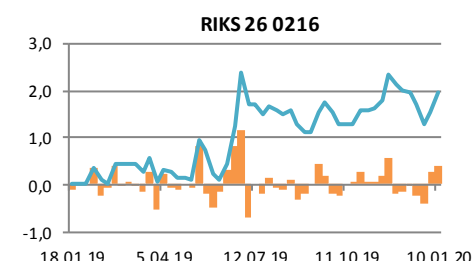
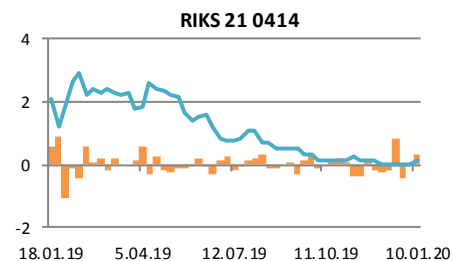
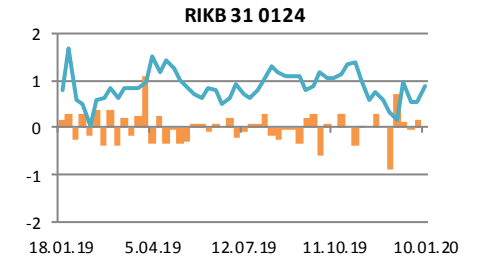
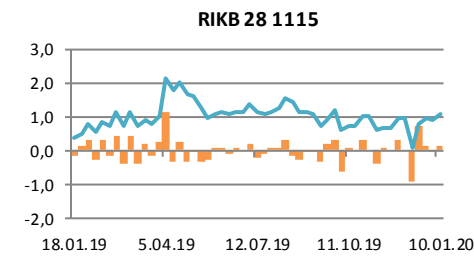
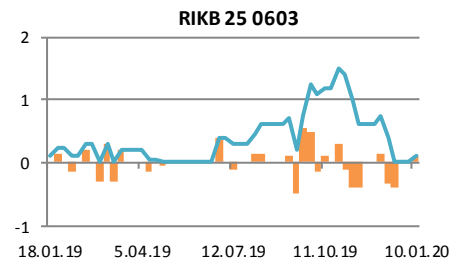
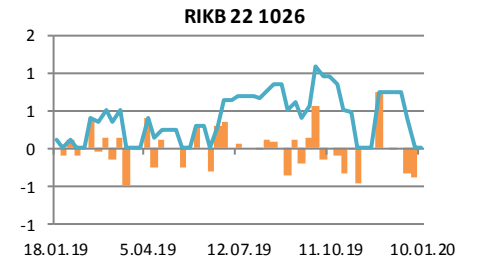
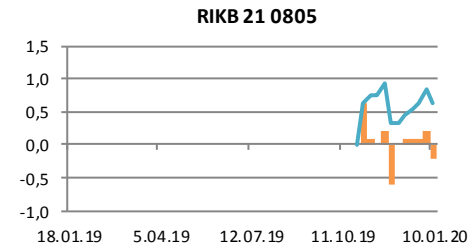
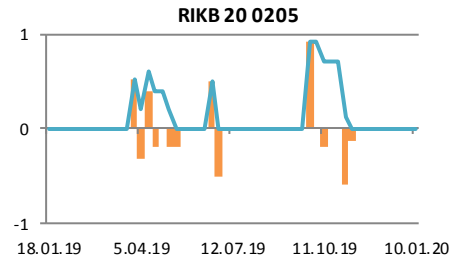
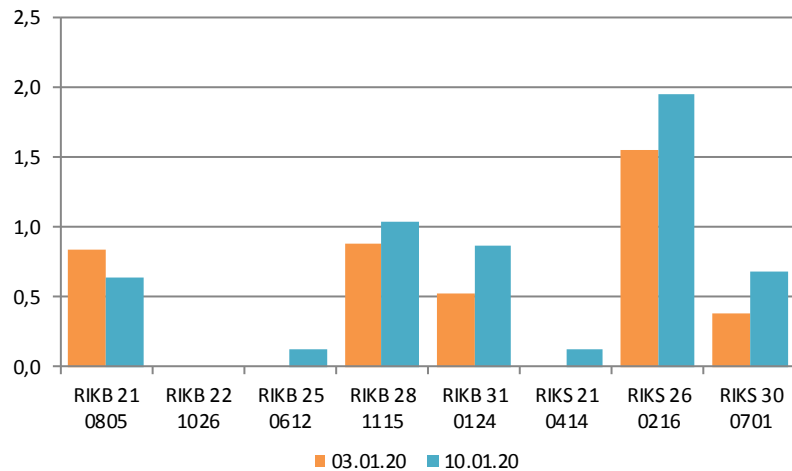


# Verðbréfalán

Flokkur	Nafnverð (m.kr.)	Breyting síðan				
		1V	4V	12V	26V	52V
RIKB 21 0805	643	-200	200	643	643	643
RIKB 22 1026	0	0	-735	-850	-700	-100
RIKB 25 0612	120	120	-280	-1.080	-180	20
RIKB 28 1115	1.040	160	990	340	-110	690
RIKB 31 0124	870	340	720	-280	155	70
RIKS 21 0414	120	120	120	20	-625	-1.965
RIKS 26 0216	1.957	405	12			
RIKS 30 0701	680	300	-250	-570	-618	-620

Heimild: Lánamál Ríkisins

## Breyting milli vikna



Innihald og form skjals þessa er unnið af starfsmönnum Hagfræðideildar Landsbankans hf. (hagfraedideild@landsbankinn.is) og byggist á aðgengilegum opinberum upplýsingum á þeim tíma sem greiningin var unnin. Mat á þeim upplýsingum endurspeglar skoðanir starfsmanna Hagfræðideildar Landsbankans á þeim degi þegar greiningin er dagsett, en þær geta breyst án fyrirvara.

Landsbankinn hf. og starfsfólk hans taka ekki ábyrgð á viðskiptum sem byggð eru á þeim upplýsingum og skoðunum sem hér eru settar fram.

Bent skal á að Landsbankinn hf. getur á hverjum tíma haft beinna eða óbeinna hagsmuna að gæta, ýmist sjálfur, dótturfélög hans eða fyrir hönd viðskiptamanna, s.s. sem fjárfestir, lánardrottinn eða þjónustuaðili. Greiningar eru engu að síður unnar sjálfstætt af Hagfræðideild Landsbankans og innan Landsbankans eru í gildi reglur um aðskilnað starfssviða sem eru aðgengilegar á vef bankans.

