



---

**Vikubyrjun**  
**Innlendar markaðsupplýsingar**  
**18. nóvember 2019**

---

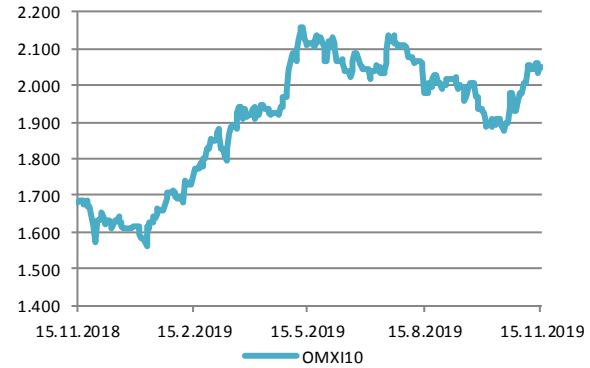
---

# Hlutabréf

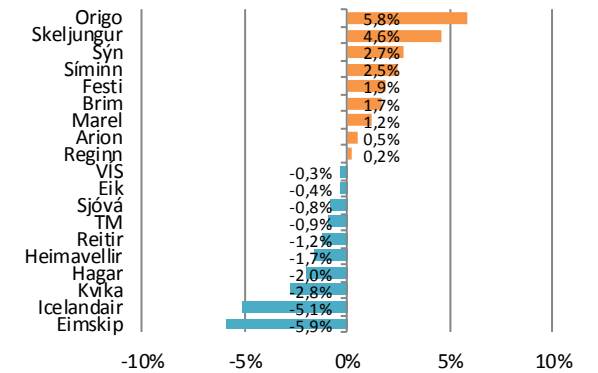
Félag	Verð	Velta (m.kr.)	áramót	Breyting síðan ...			
				1V	1M	3M	12M
OMX10	2051,2	12.120	27,1%	0,4%	8,8%	3,8%	22,2%
Marel	587,0	697	61,1%	1,2%	7,1%	5,6%	58,3%
Icelandair	7,2	239	-24,8%	-5,1%	22,7%	-5,3%	-40,4%
Eimskip	166,0	485,3	-25,7%	-5,9%	0,6%	-8,8%	-16,6%
Brim	39,5	643	20,8%	1,7%	1,9%	16,7%	26,5%
Hagar	43,9	844	-5,8%	-2,0%	13,1%	6,7%	-9,5%
Festi	133,8	1.039	15,8%	1,9%	14,3%	7,4%	7,9%
Skeljungur	8,2	941	13,7%	4,6%	14,1%	1,5%	6,5%
Sýn	28,2	927	-32,5%	2,7%	17,0%	-13,6%	-44,8%
Síminn	5,0	1.023	35,4%	2,5%	7,1%	11,8%	31,2%
Origo	26,4	160	14,7%	5,8%	16,3%	6,7%	29,2%
Arion	79,1	1.246	19,7%	0,5%	8,5%	4,4%	5,6%
Kvika	10,8	676	28,7%	-2,8%	19,2%	3,1%	37,6%
Sjóvá	17,7	814	31,5%	-0,8%	18,0%	0,0%	21,4%
VÍS	11,5	154	24,3%	-0,3%	13,3%	-6,8%	13,0%
TM	32,5	143	29,1%	-0,9%	9,6%	0,6%	17,0%
Reginn	20,8	490	-1,7%	0,2%	7,6%	1,2%	5,1%
Reitir	73,3	1.094	2,0%	-1,2%	1,2%	-4,8%	4,4%
Eik	7,9	504	-1,2%	-0,4%	6,9%	-1,0%	3,3%
Heimavellir	1,2	1.362,6	4,4%	-1,7%	0,0%	-0,8%	8,3%

Leiðrétt fyrir arðgreiðslum. Heimild: Kodiak, útreikningar Hagfræðideildar

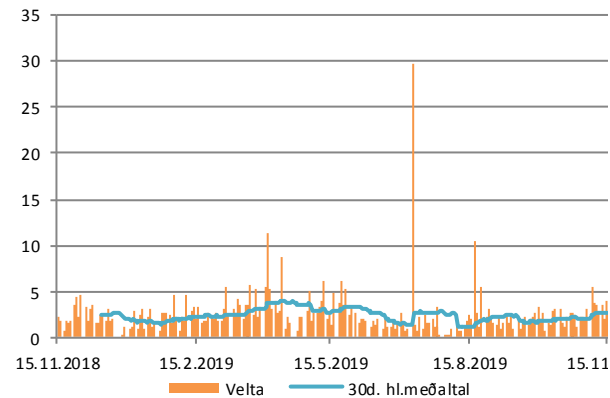
## Úrvalsvísitalan



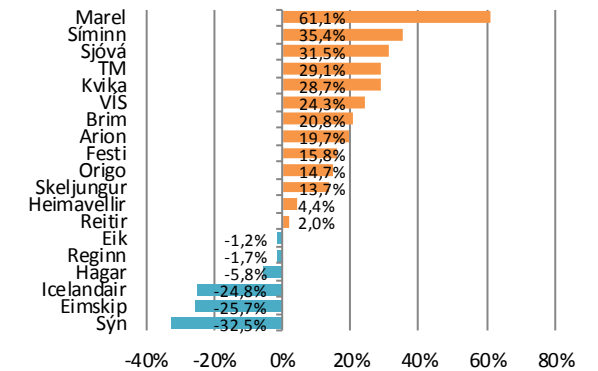
## Breyting í vikunni



## Velta



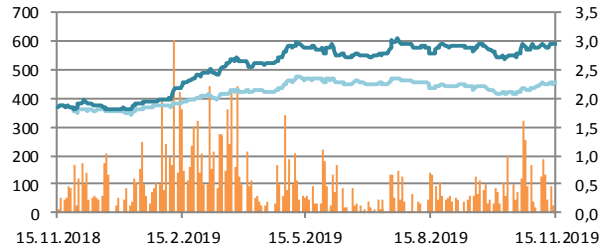
## Frá áramótum



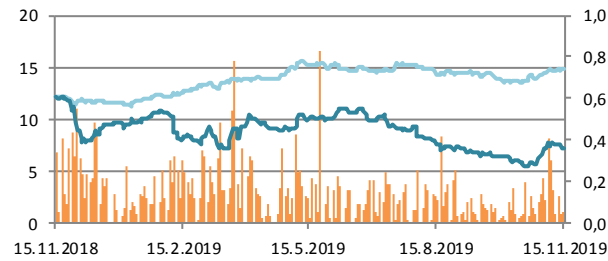
# Hlutabréf

— Velta (h.ás, ma.kr./dag)  
— Verð  
— OMXIB

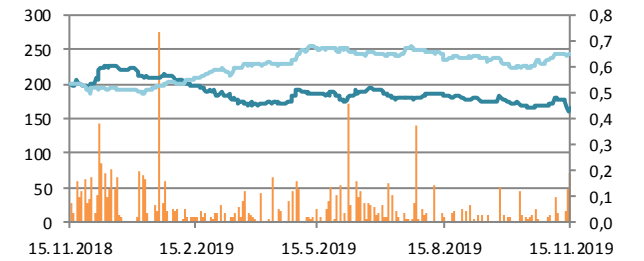
### Marel



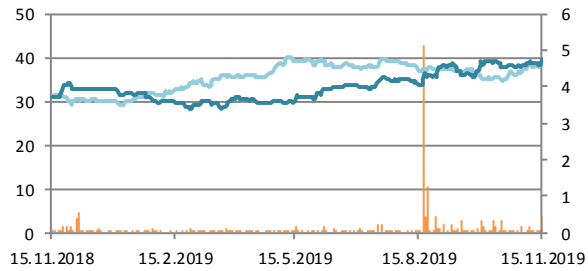
### Icelandair



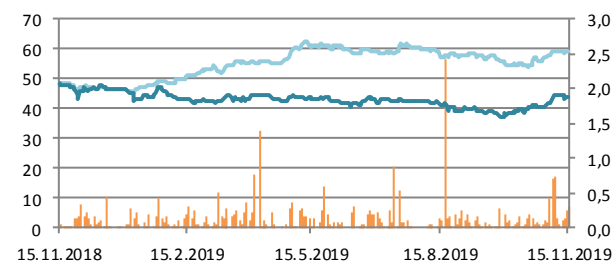
### Eimskip



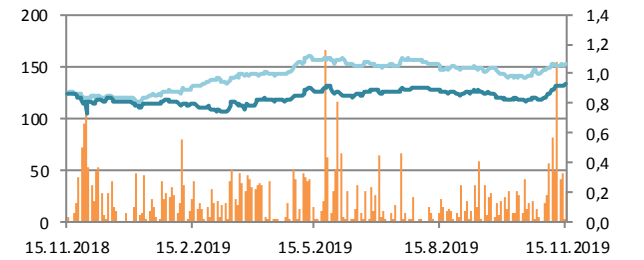
### HB Grandi



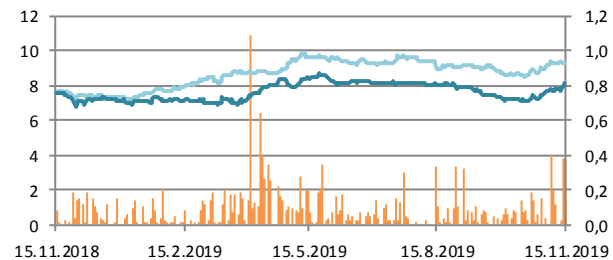
### Hagar



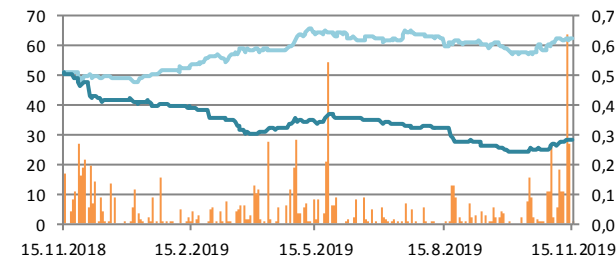
### Festi



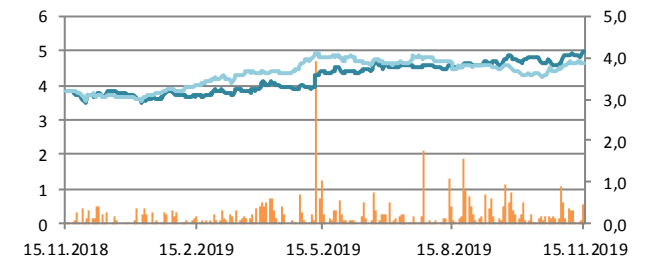
### Skeljungur



### Sýn



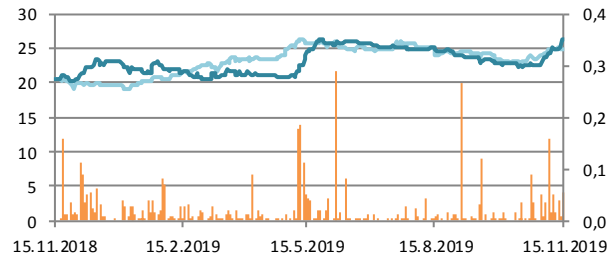
### Síminn



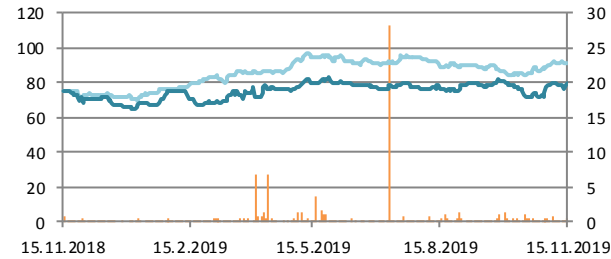
# Hlutabréf

— Velta (h.ás, ma.kr./dag)  
— Verð  
— OMXIB

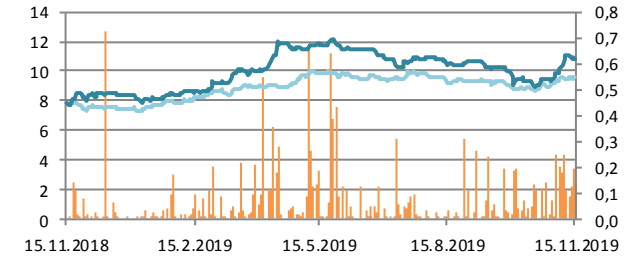
### Origo



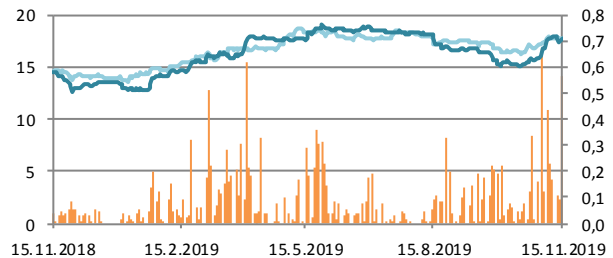
### Arion



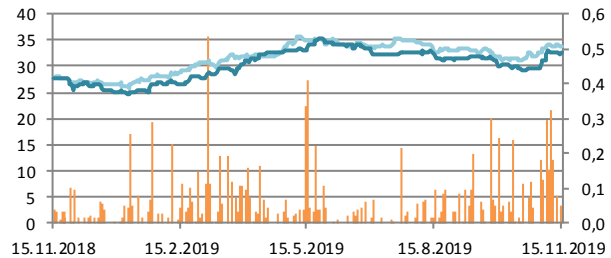
### Kvika



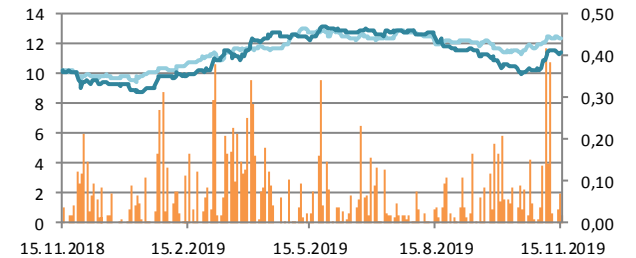
### Sjóvá



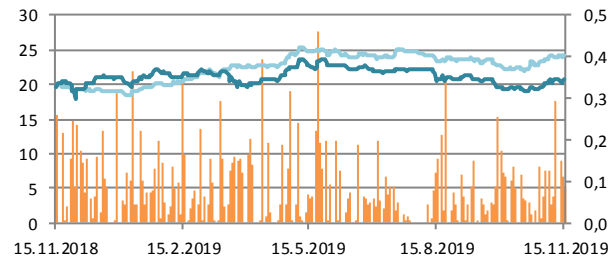
### TM



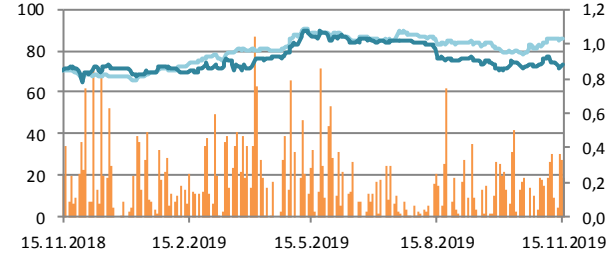
### VÍS



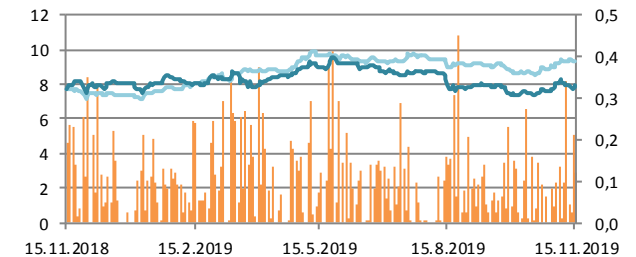
### Reginn



### Reitir



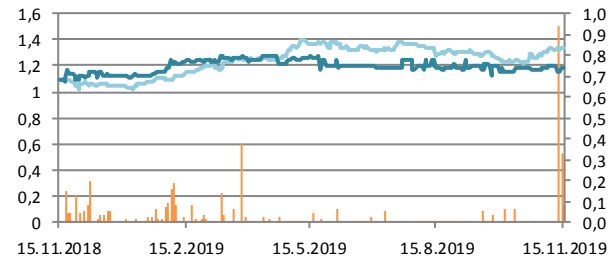
### Eik



# Hlutabréf

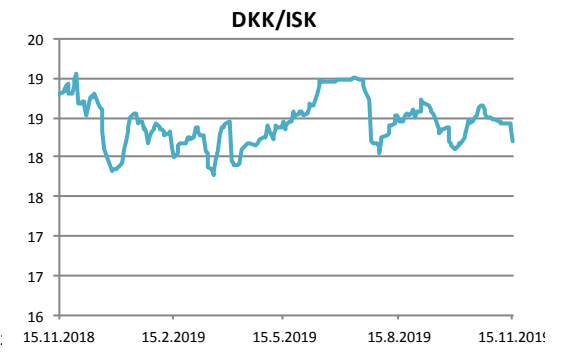
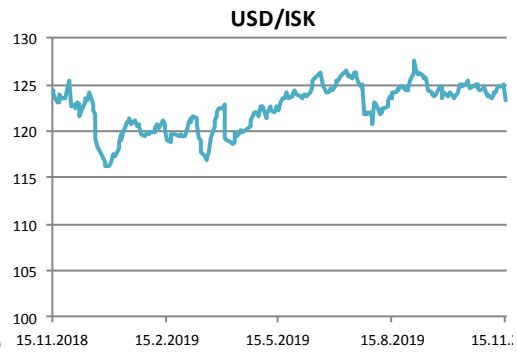
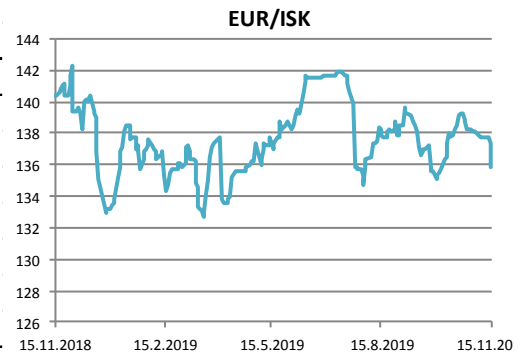
- Velta (h.ás, ma.kr./dag)
- Verð
- OMXIB

## Heimavellir

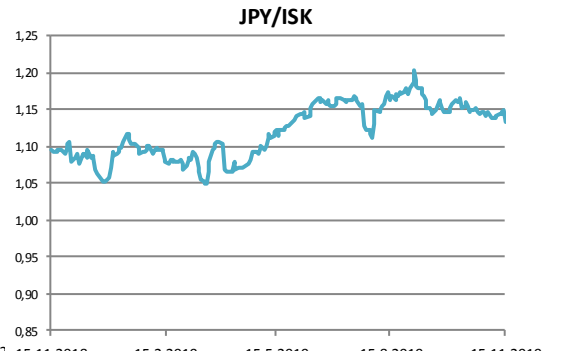
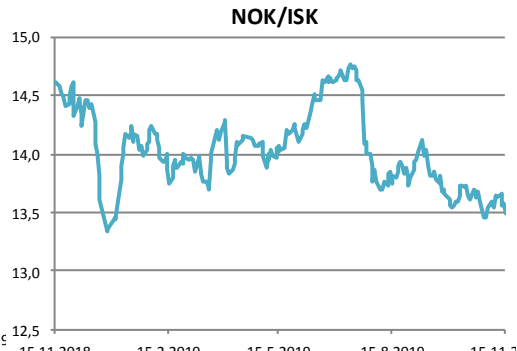
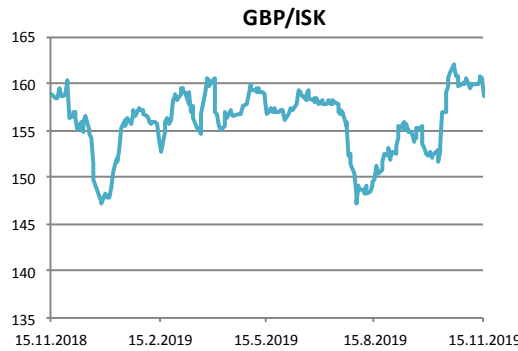
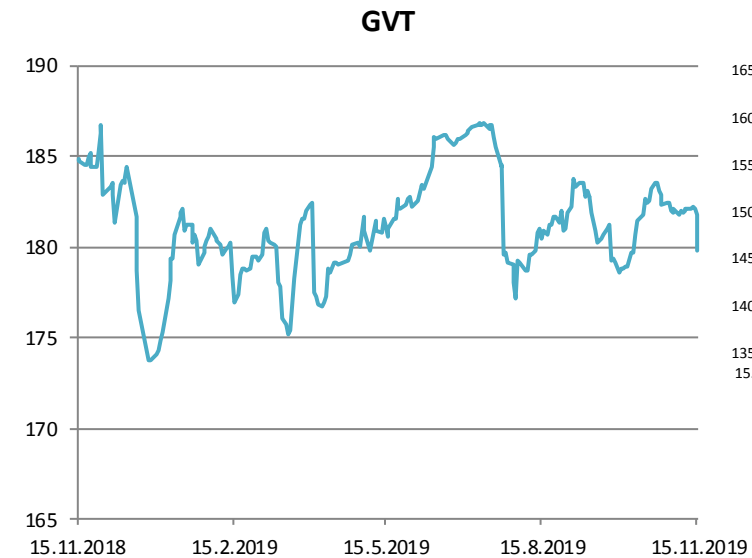


# Gjaldeyrismarkaðurinn

Gengi ISK	15.nóv	Breyting síðan ...				
		áramót	1V	1M	3M	12M
GVT	<b>179,8</b>	3,3%	-1,2%	-1,5%	-0,4%	-2,7%
EUR	<b>135,9</b>	2,0%	-1,3%	-1,7%	-1,5%	-3,2%
USD	<b>123,3</b>	6,0%	-1,2%	-1,8%	-0,3%	-0,9%
GBP	<b>158,7</b>	7,0%	-0,7%	-0,2%	6,0%	-0,1%
SEK	<b>12,7</b>	-2,1%	-1,0%	-0,1%	-0,8%	-6,7%
DKK	<b>18,2</b>	1,9%	-1,3%	-1,8%	-1,6%	-3,3%
NOK	<b>13,5</b>	0,6%	-1,0%	-1,7%	-1,9%	-7,7%
JPY	<b>1,13</b>	7,3%	-0,6%	-2,2%	-3,0%	3,5%



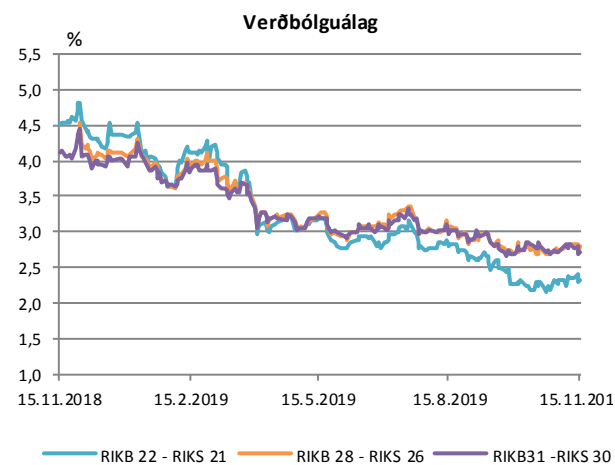
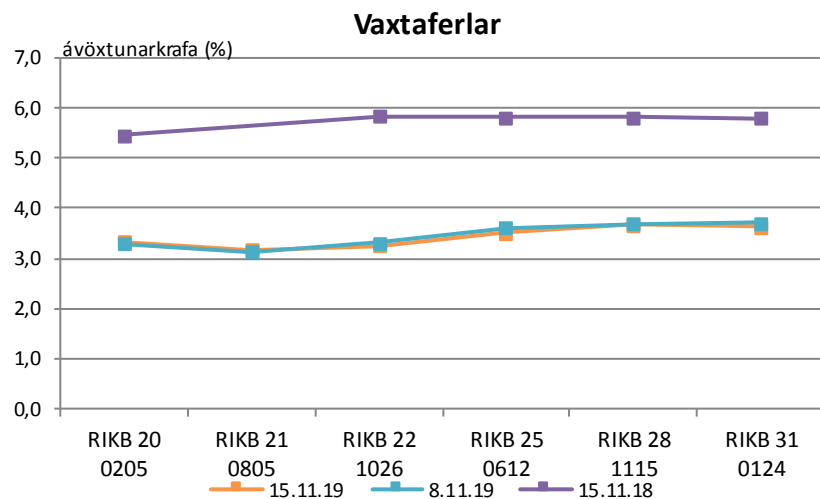
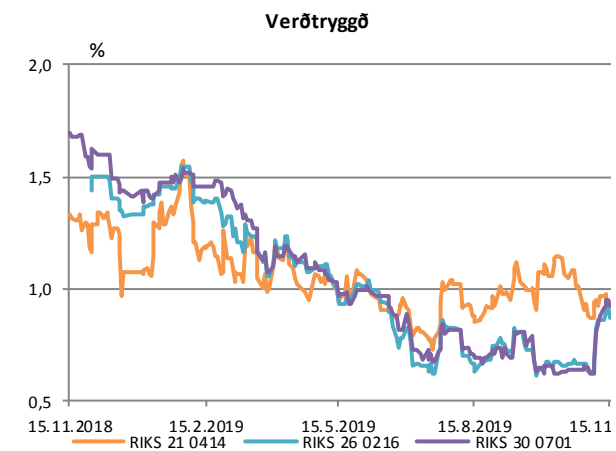
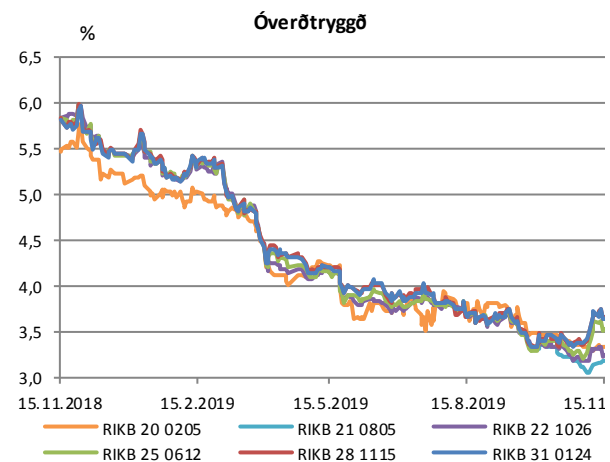
Miðgengi Seðlabanka Íslands. Heimild: Kodiak



# Ríkisbréf

	verð	krafa	velta (ma.kr./viku)	Breyting síðan ...				
				árm.	1V	1M	3M	12M
RIKB 20 0205	100,59	3,34	0,5	-1,79	0,05	-0,13	-0,48	-2,12
RIKB 21 0805	100,53	3,17	0,1		0,03	-0,09		
RIKB 22 1026	111,02	3,25	1,1	-2,19	-0,07	-0,09	-0,43	-2,59
RIKB 25 0612	122,25	3,52	2,7	-1,91	-0,10	0,17	-0,15	-2,31
RIKB 28 1115	110,10	3,66	3,1	-1,79	-0,03	0,32	0,00	-2,17
RIKB 31 0124	125,95	3,63	3,7	-1,81	-0,08	0,25	-0,03	-2,18
RIKS 21 0414	103,95	0,94	0,3	-0,13	-0,02	-0,12	0,06	-0,39
RIKS 26 0216	103,81	0,87	1,5	-0,46	0,01	0,21	0,21	
RIKS 30 0701	123,44	0,92	1,3	-0,49	0,04	0,29	0,22	-0,78

Heimild: Kodiak

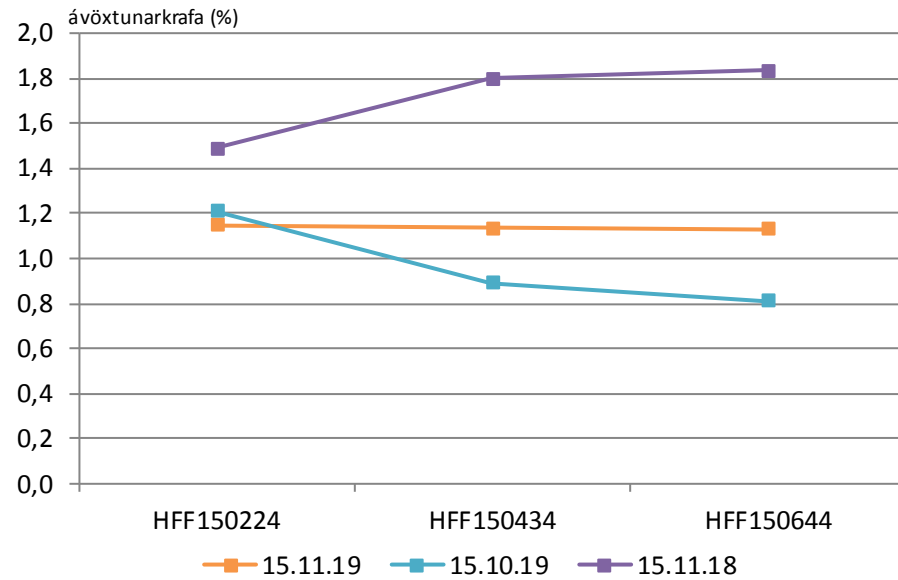


# Íbúðabréf

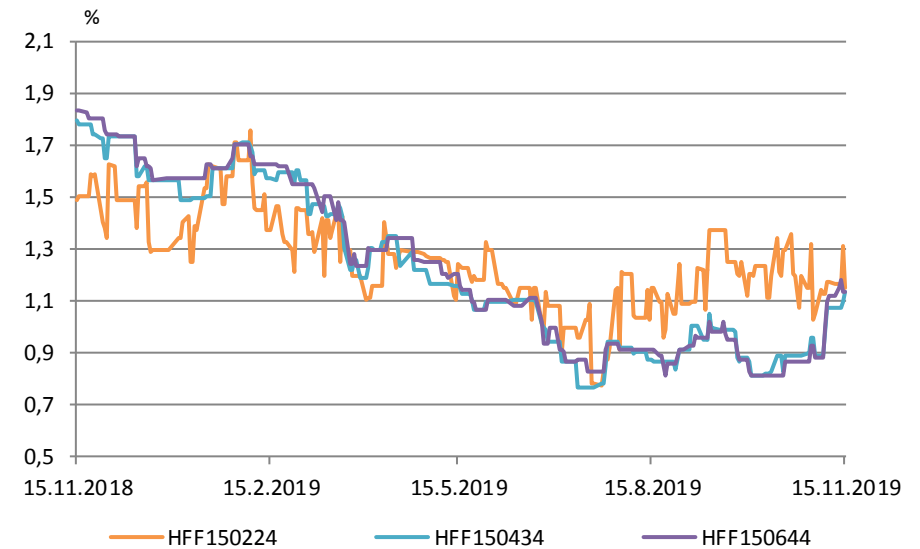
	verð	krafa	velta (ma.kr./viku)	Breyting síðan ...				
				árm.	1V	1M	3M	12M
HFF150224	105,87	1,15	1,0	-0,15	-0,02	-0,06	0,00	-0,34
HFF150434	119,87	1,13	0,2	-0,43	0,06	0,24	0,26	-0,66
HFF150644	133,73	1,13	0,0	-0,44	0,01	0,32	0,22	-0,70

Heimild: Kodiak

## Vaxtaferlar



## Þróun á kröfu

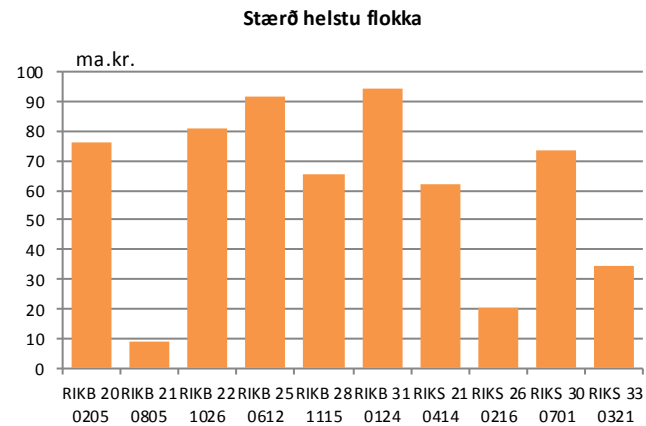
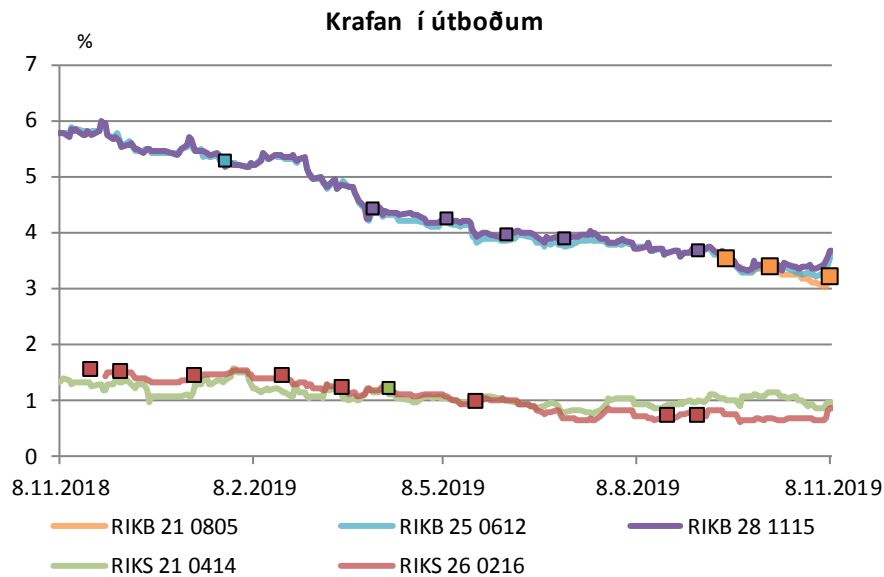
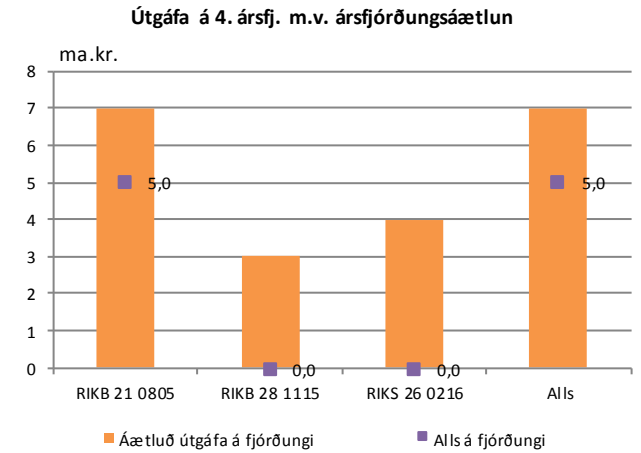
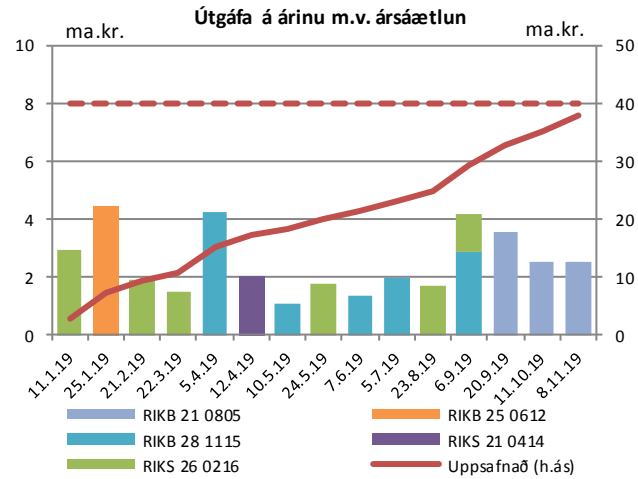




# Útboð ríkisbréfa

Seinustu útboð		Tilboð	Samþykkt	Verð	Krafa
Dags	Flokkur				
8.11.19	RIKB 21 0805	4,8	2,5	100,56	3,160
20.9.19	RIKB 21 0805	8,7	2,5	100,27	3,340
6.9.19	RIKB 21 0805	6,7	3,4	99,99	3,500
6.9.19	RIKS 26 0216	4,5	1,1	104,68	0,752
23.8.19	RIKB 28 1115	4,6	2,6	110,18	3,670
5.7.19	RIKS 26 0216	1,7	1,5	104,95	0,714
7.6.19	RIKB 28 1115	4,3	1,8	108,63	3,880

Að nafnvirði (ma.kr.) Heimild: Lánamál Ríkisins

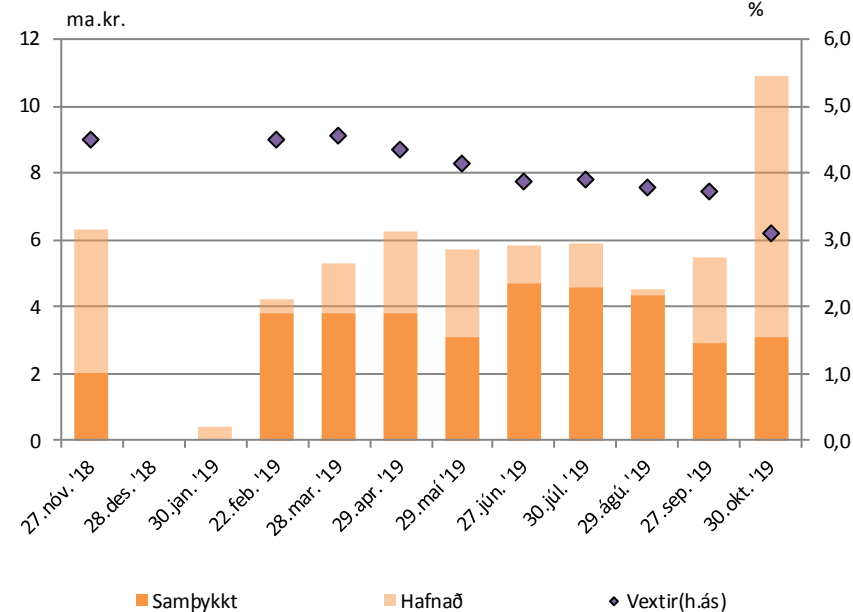


# Útboð ríkisvígla

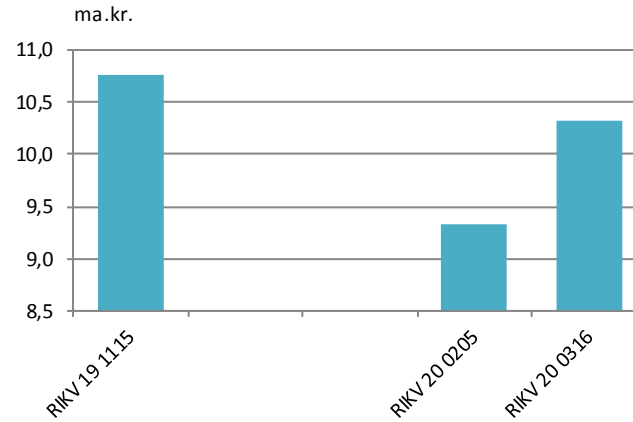
Dags.	Flokkur	Samþykkt	Vextir
31.10.19	RIKV 20 0316	3,1	3,10
27.09.19	RIKV 20 0316	2,9	3,75
29.08.19	RIKV 20 0316	4,3	3,80
30.07.19	RIKV 20 0205	4,6	3,90
27.06.19	RIKV 20 0205	4,7	3,90
29.05.19	RIKV 19 1115	3,1	4,15

Heimild: Lánamál ríkisins

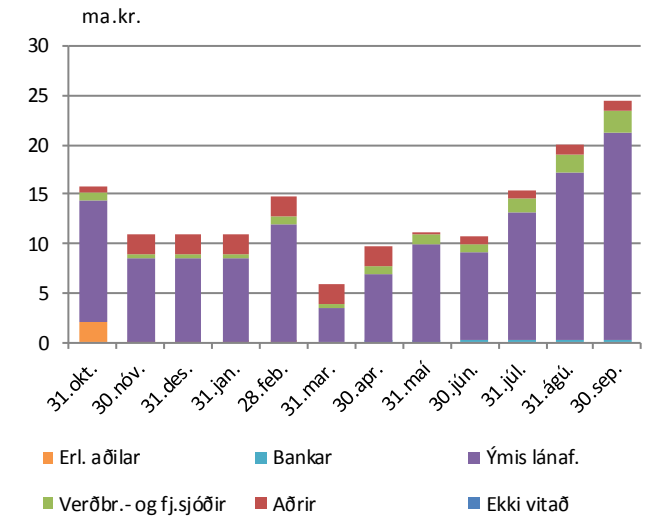
## Niðurstaða útboða



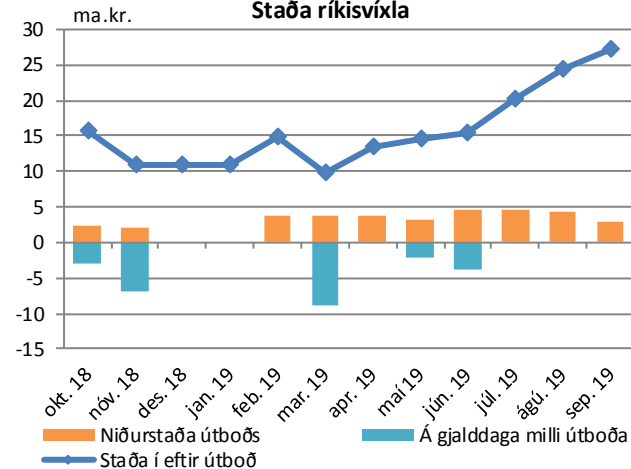
## Útistandandi ríkisvíglar



## Eigendaskipting



## Staða ríkisvígla

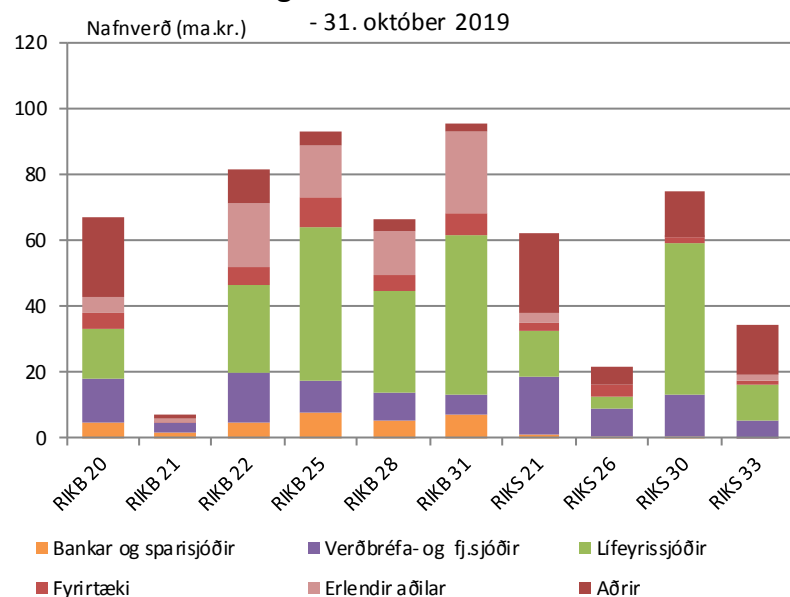


# Eigendaskipti ríkisbréfa

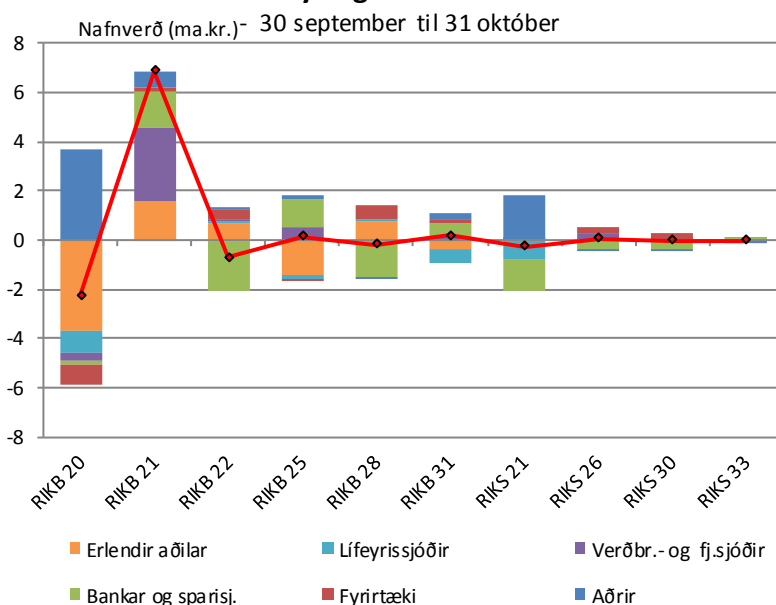
	Eigendaskipting (ma.kr.)									
	RIKB 20	RIKB 22	RIKB 25	RIKB 28	RIKB 31	RIKS 21	RIKS 26	RIKS 30	RIKS 33	Alls
Bankar og sparissjóðir	4,6	4,7	7,7	5,6	7,5	1,3	0,7	0,5	0,1	32,5
Verðbréfa- og fj.sjóðir	13,5	15,2	10,0	8,3	5,8	17,1	8,6	12,8	5,3	96,4
Lífeyrissjóðir	15,2	26,6	46,2	30,6	48,6	14,4	3,1	46,1	11,0	241,8
Fyrirtæki	4,8	5,7	9,0	5,1	6,5	2,4	3,9	1,3	1,0	39,7
Aðrir	24,1	10,1	3,9	3,3	2,6	24,4	5,6	14,4	14,9	103,2
Erlendir aðilar	5,0	19,2	16,2	13,4	24,5	2,8	0,0	0,0	2,0	83,0
Nafnverð alls (ma.kr)	67,2	81,4	92,9	66,3	95,3	62,3	21,8	75,1	34,2	596,5

Heimild: Lánamál ríkisins

## Eigendur ríkisverðbréfa



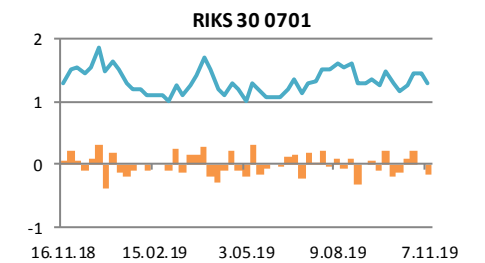
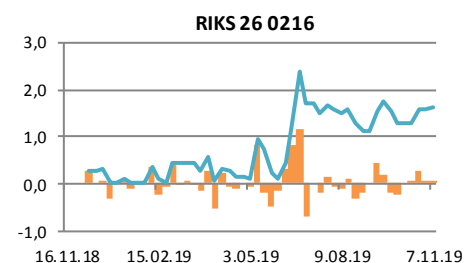
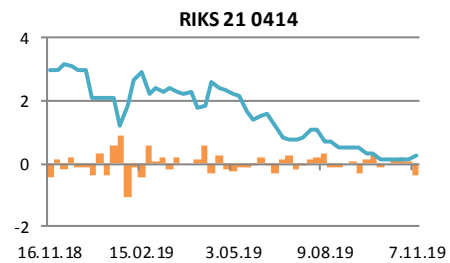
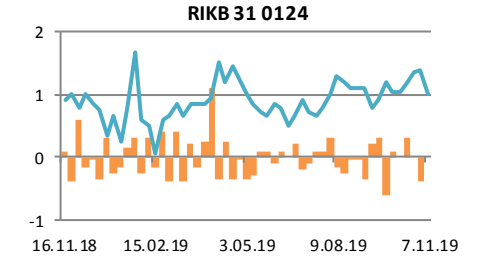
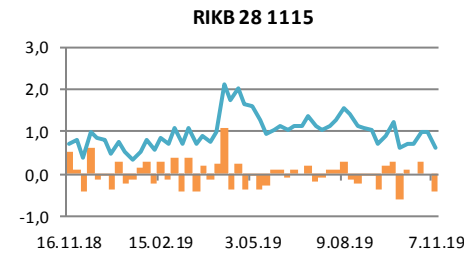
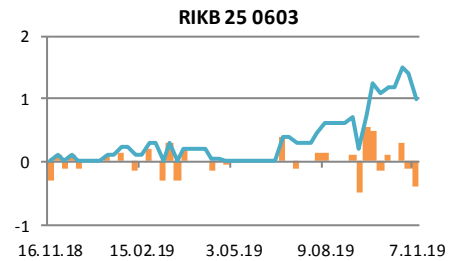
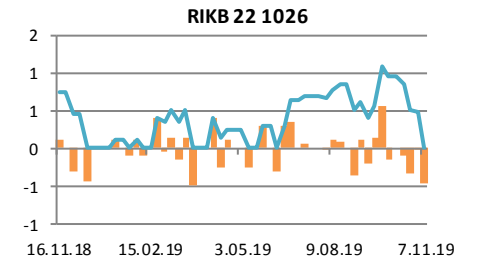

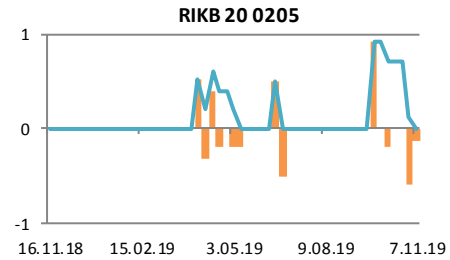
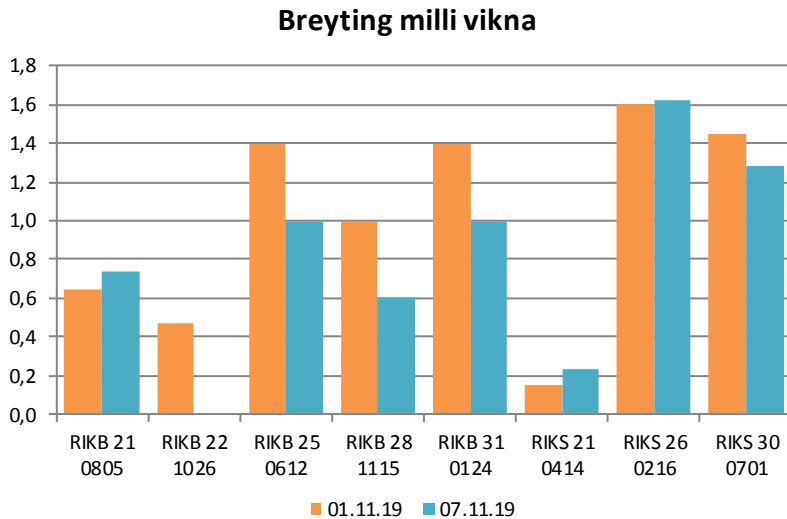
## Breyting milli mánaða



# Verðbréfalán

Flokkur	Nafnverð (m.kr.)	Breyting síðan				
		1V	4V	12V	26V	52V
RIKB 21 0805	741	100	741	741	741	741
RIKB 22 1026	0	-475	-950	-860	-250	-750
RIKB 25 0612	1.000	-400	-200	400	1.000	1.000
RIKB 28 1115	600	-400	-100	-800	-1.000	-100
RIKB 31 0124	1.000	-400	-50	-200	0	100
RIKS 21 0414	235	85	135	-465	-2.006	-2.745
RIKS 26 0216	1.621	21	321			
RIKS 30 0701	1.284	-166	134	-260	284	-16

Heimild: Lánamál Ríkisins



Innihald og form skjals þessa er unnið af starfsmönnum Hagfræðideildar Landsbankans hf. (hagfraedideild@landsbankinn.is) og byggist á aðgengilegum opinberum upplýsingum á þeim tíma sem greiningin var unnin. Mat á þeim upplýsingum endurspeglar skoðanir starfsmanna Hagfræðideildar Landsbankans á þeim degi þegar greiningin er dagsett, en þær geta breyst án fyrirvara.

Landsbankinn hf. og starfsfólk hans taka ekki ábyrgð á viðskiptum sem byggð eru á þeim upplýsingum og skoðunum sem hér eru settar fram.

Bent skal á að Landsbankinn hf. getur á hverjum tíma haft beinna eða óbeinna hagsmuna að gæta, ýmist sjálfur, dótturfélög hans eða fyrir hönd viðskiptamanna, s.s. sem fjárfestir, lánardrottinn eða þjónustuaðili. Greiningar eru engu að síður unnar sjálfstætt af Hagfræðideild Landsbankans og innan Landsbankans eru í gildi reglur um aðskilnað starfssviða sem eru aðgengilegar á vef bankans.

