



---

**Vikubyrjun**  
**Innlendar markaðsupplýsingar**  
**8. apríl 2019**

---

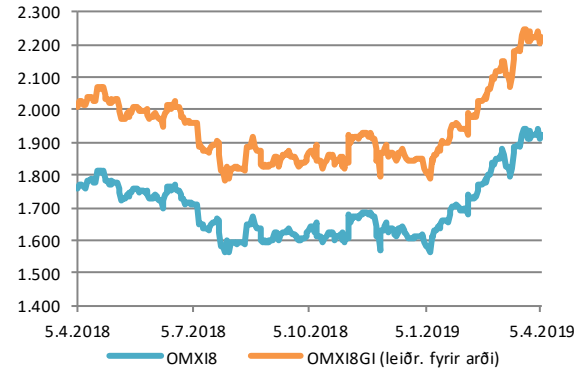
---

# Hlutabréf

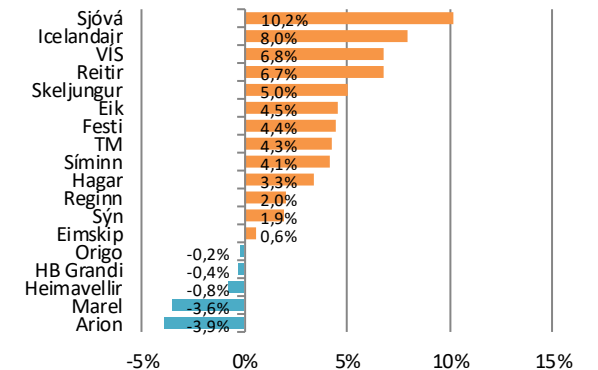
Félag	Verð	Velta (m.kr.)	Breyting síðan ...				
			áramót	1V	1M	3M	12M
OMX18	1920,8	25.870	19,0%	-0,1%	2,8%	21,6%	9,2%
OMX18GI	2221,8		20,3%	-0,1%	3,9%	22,8%	10,5%
Marel	512,0	3.077	40,5%	-3,6%	4,3%	41,2%	39,4%
Icelandair	10,0	1.108	4,4%	8,0%	8,8%	6,2%	-31,5%
Eimskip	172,5	155	-22,8%	0,6%	-8,3%	-18,5%	-22,5%
HB Grandi	30,5	175	-6,6%	-0,4%	4,2%	-3,1%	7,6%
Hagar	44,8	1.296	-4,0%	3,3%	5,5%	-0,8%	6,1%
Festi	117,5	1.065	1,7%	4,4%	8,8%	5,4%	-0,8%
Skeljungur	7,6	1.587	5,3%	5,0%	7,4%	7,5%	17,8%
Sýn	30,9	386	-26,1%	1,9%	-13,7%	-24,7%	-55,8%
Síminn	4,0	1.945	8,9%	4,1%	3,6%	12,6%	-6,3%
Origo	21,2	131	-7,9%	-0,2%	3,4%	-4,3%	-1,1%
Arion	71,0	7.678	7,5%	-3,9%	3,8%	9,4%	
Sjóvá	17,9	1.474	33,0%	10,2%	12,6%	37,4%	6,7%
VÍS	12,3	973	33,0%	6,8%	16,0%	38,8%	3,9%
TM	31,6	412	25,3%	4,3%	11,4%	26,8%	-8,3%
Reginn	20,2	642	-4,3%	2,0%	-6,7%	0,5%	-17,0%
Reitir	76,1	2.807	3,7%	6,7%	3,1%	7,9%	-12,7%
Eik	8,5	959	2,7%	4,5%	-1,8%	7,3%	-12,3%
Heimavellir	1,3	10	10,6%	-0,8%	1,6%	12,6%	

Leiðrétt fyrir arðgreiðslum. Heimild: Kodiak, útreikningar Hagfræðideildar

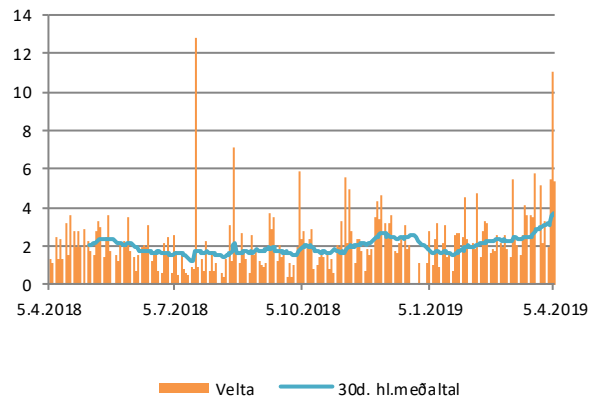
## Úrvalsvísitalan



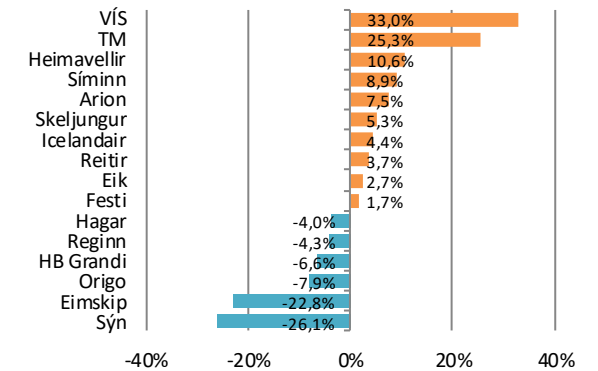
## Breyting í vikunni



## Velta



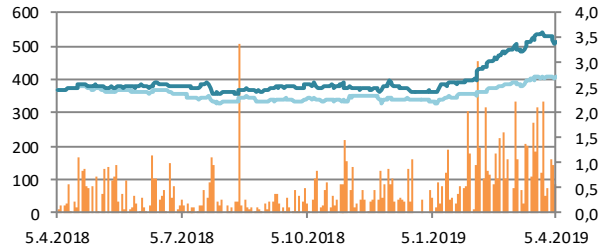
## Frá áramótum



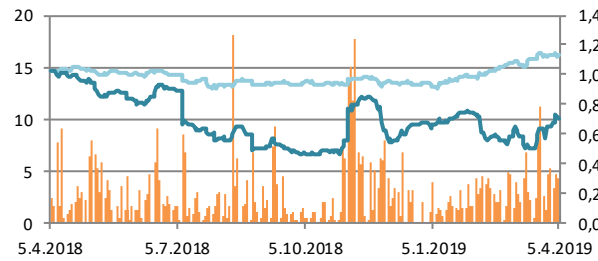
# Hlutabréf

— Velta (h.ás, ma.kr./dag)  
— Verð  
— OMXIB

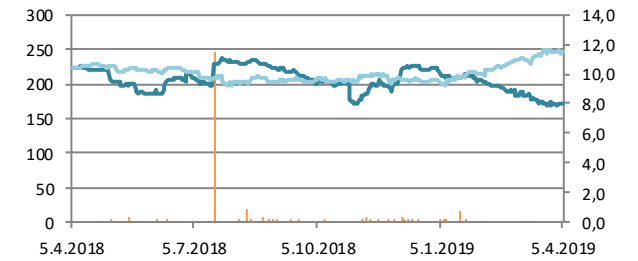
### Marel



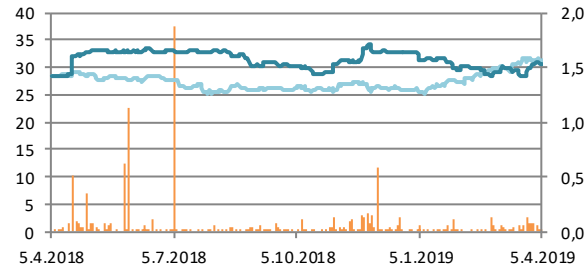
### Icelandair



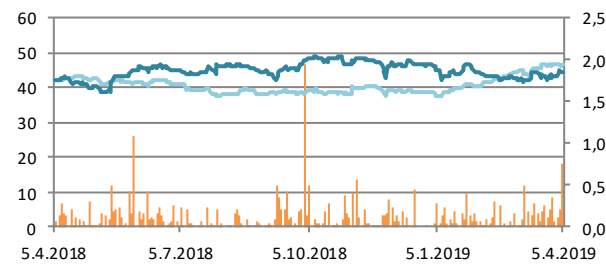
### Eimskip



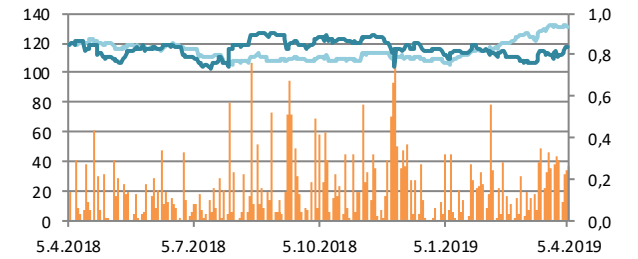
### HB Grandi



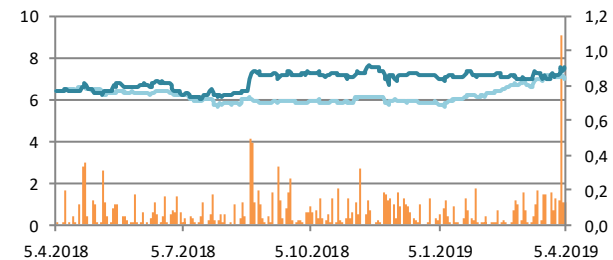
### Hagar



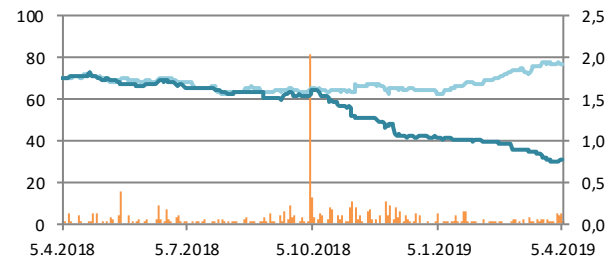
### Festi



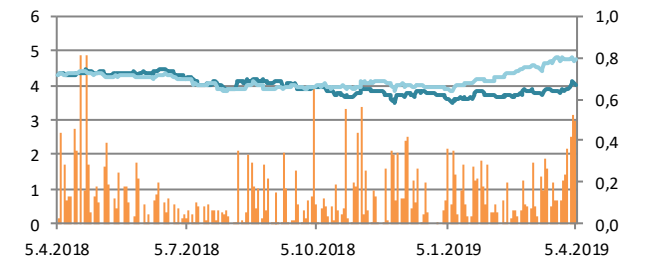
### Skeljungur



### Sýn



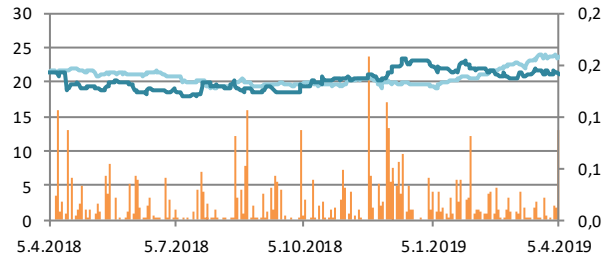
### Síminn



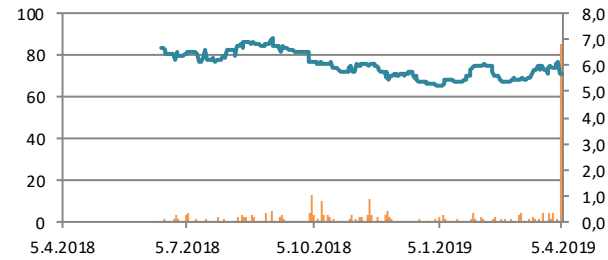
# Hlutabréf

— Velta (h.ás, ma.kr./dag)  
— Verð  
— OMXIB

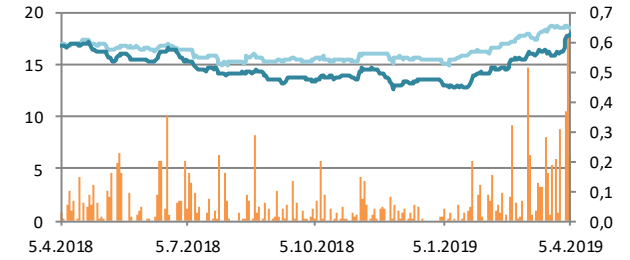
### Origo



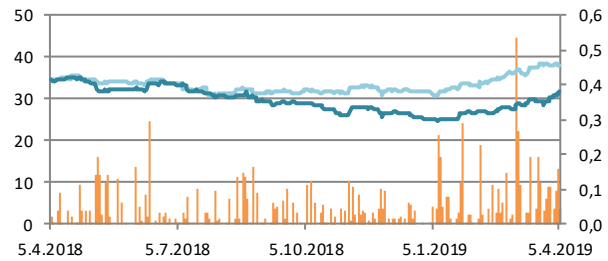
### Arion



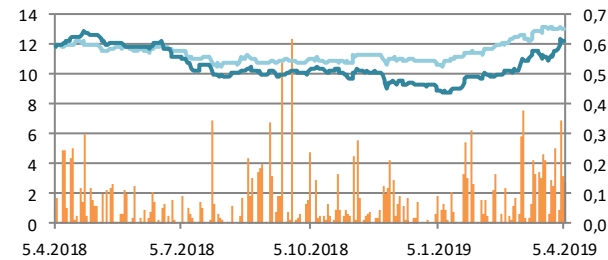
### Sjóvá



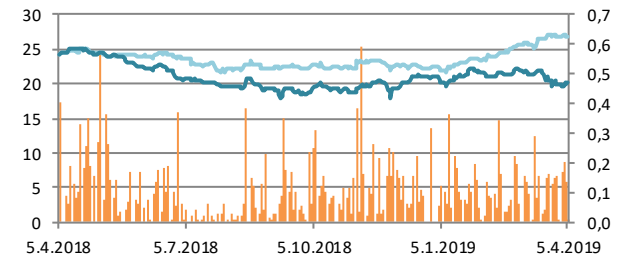
### TM



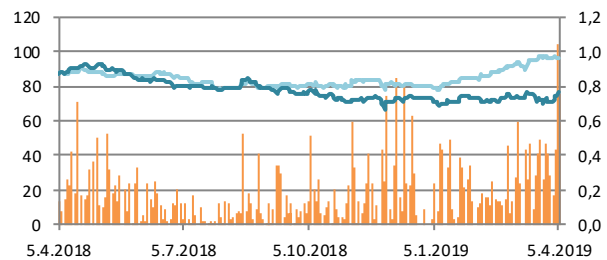
### VÍS



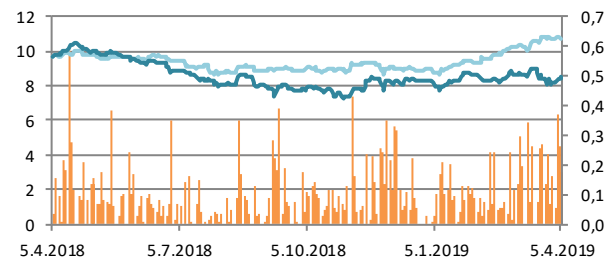
### Reginn



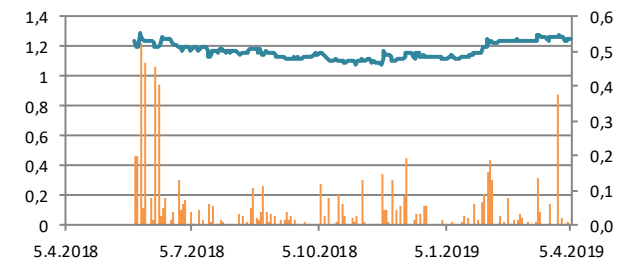
### Reitir



### Eik

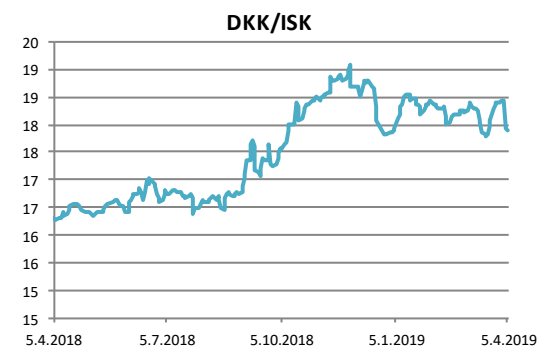
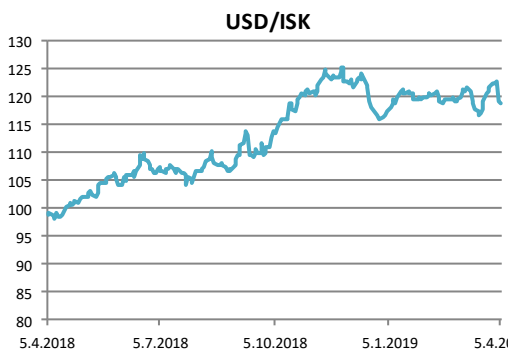


### Heimavellir

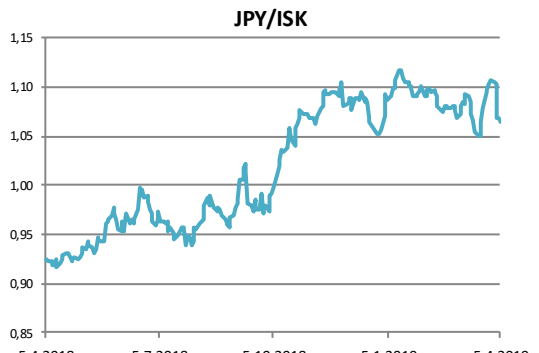
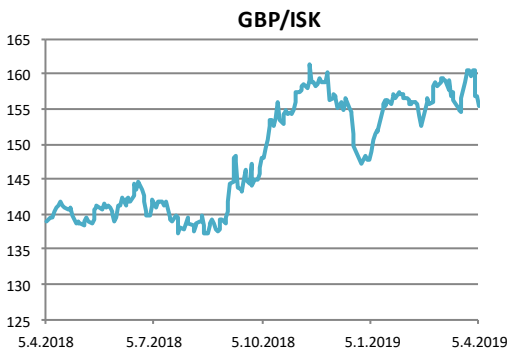
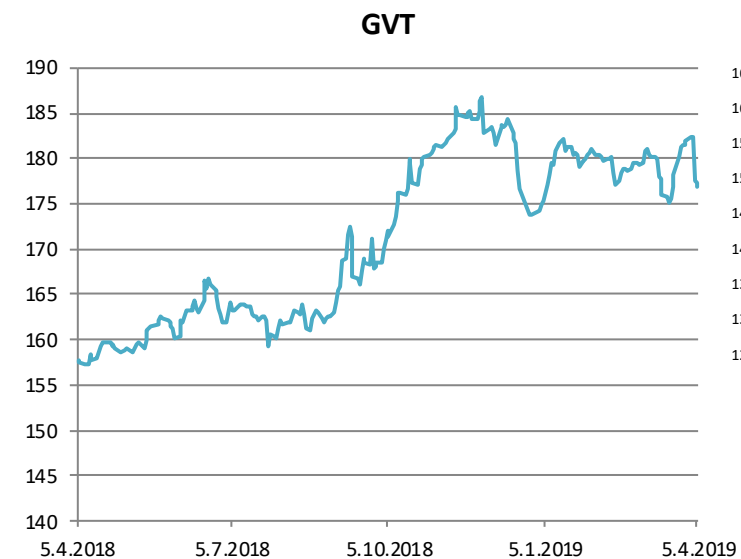


# Gjaldeyrismarkaðurinn

Gengi ISK	5.apr	Breyting síðan ...				
		áramót	1V	1M	3M	12M
GVT	<b>176,9</b>	1,6%	-2,8%	-2,2%	0,9%	12,2%
EUR	<b>133,6</b>	0,3%	-2,8%	-2,5%	-0,1%	10,0%
USD	<b>119,0</b>	2,3%	-2,9%	-1,7%	1,4%	20,2%
GBP	<b>155,5</b>	4,8%	-2,6%	-2,5%	4,5%	11,8%
SEK	<b>12,8</b>	-1,6%	-3,0%	-1,2%	-1,8%	8,6%
DKK	<b>17,9</b>	0,3%	-2,8%	-2,6%	-0,1%	9,7%
NOK	<b>13,8</b>	3,2%	-2,5%	-1,0%	2,0%	9,0%
JPY	<b>1,06</b>	0,7%	-3,8%	-1,5%	-2,0%	15,1%



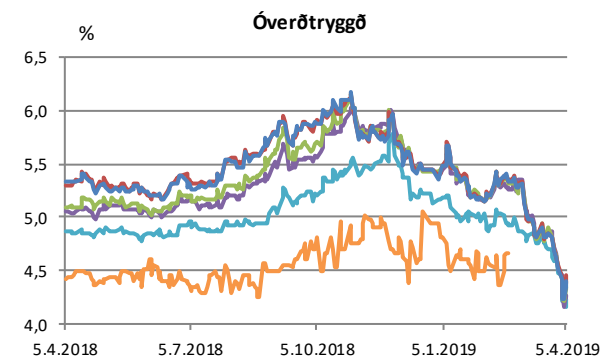
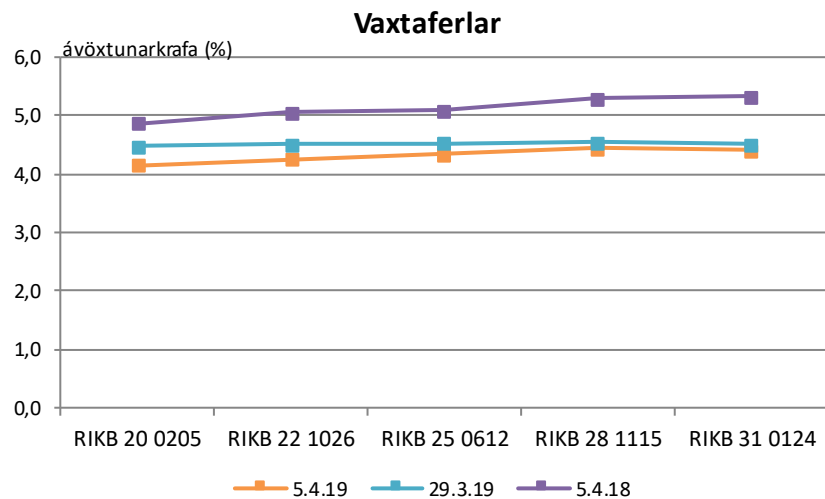
Miðgengi Seðlabanka Íslands. Heimild: Kodiak



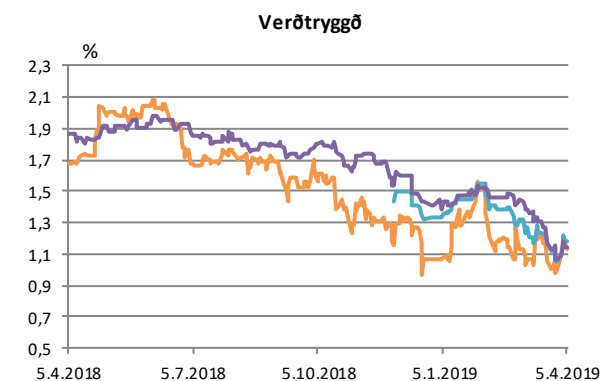
# Ríkisbréf

	verð	krafa	velta (ma.kr./viku)	Breyting síðan ...				
				árm.	1V	1M	3M	12M
RIKB 20 0205	101,65	4,16	11,3	-0,97	-0,32	-0,69	-1,02	-0,71
RIKB 22 1026	109,66	4,25	9,7	-1,19	-0,26	-0,94	-1,20	-0,81
RIKB 25 0612	119,38	4,35	7,3	-1,08	-0,17	-0,83	-1,13	-0,75
RIKB 28 1115	104,21	4,45	9,9	-1,00	-0,10	-0,68	-1,04	-0,85
RIKB 31 0124	118,90	4,41	6,5	-1,03	-0,10	-0,72	-1,08	-0,92
RIKS 21 0414	105,28	1,13	4,4	0,06	0,13	0,05	0,05	-0,54
RIKS 26 0216	102,08	1,18	2,7	-0,15	0,13	-0,05	-0,18	
RIKS 30 0701	122,02	1,15	1,5	-0,26	0,08	-0,25	-0,29	-0,72

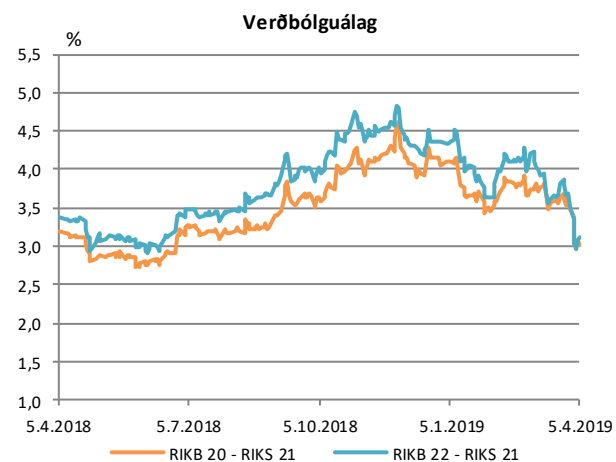
Heimild: Kodiak



RIKB 19 0226 RIKB 20 0205 RIKB 22 1026  
 RIKB 25 0612 RIKB 28 1115 RIKB 31 0124



RIKS 21 0414 RIKS 26 0216 RIKS 30 0701



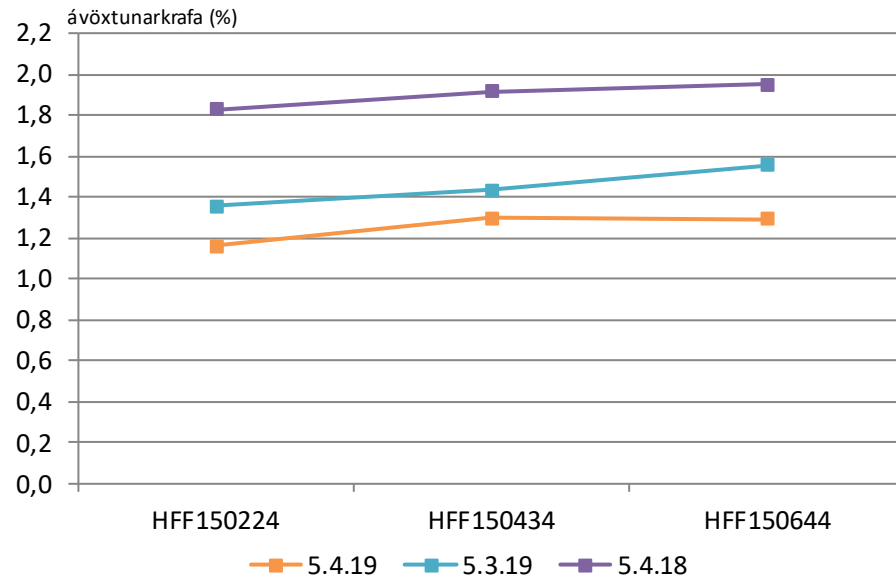
RIKB 20 - RIKS 21 RIKB 22 - RIKS 21

# Íbúðabréf

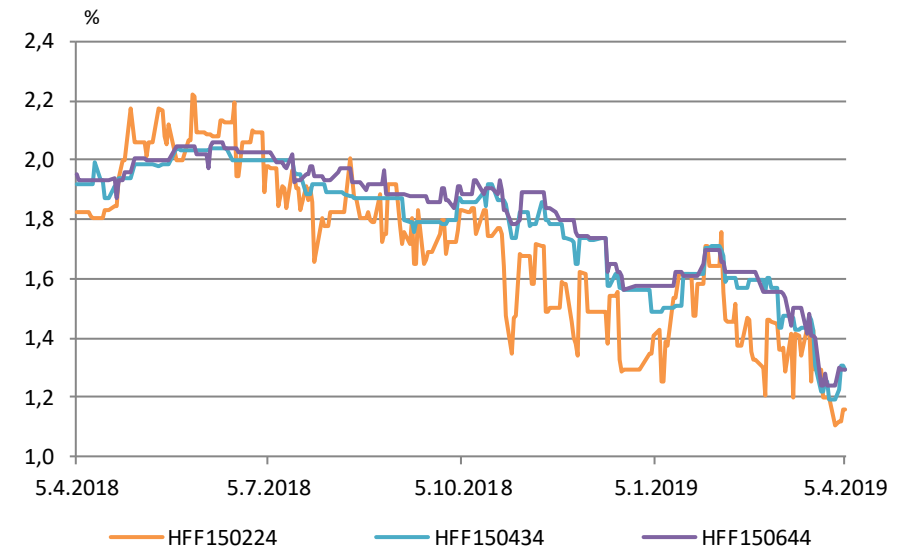
	verð	krafa	velta (ma.kr./viku)	Breyting síðan ...				
				árm.	1V	1M	3M	12M
HFF150224	106,78	1,16	0,2	-0,14	-0,04	-0,20	-0,25	-0,67
HFF150434	118,91	1,30	0,2	-0,27	0,10	-0,14	-0,20	-0,62
HFF150644	132,10	1,29	0,2	-0,28	0,06	-0,26	-0,28	-0,66

Heimild: Kodiak

## Vaxtaferlar



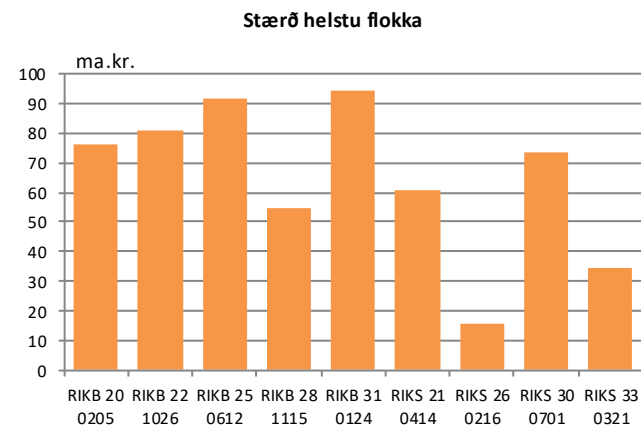
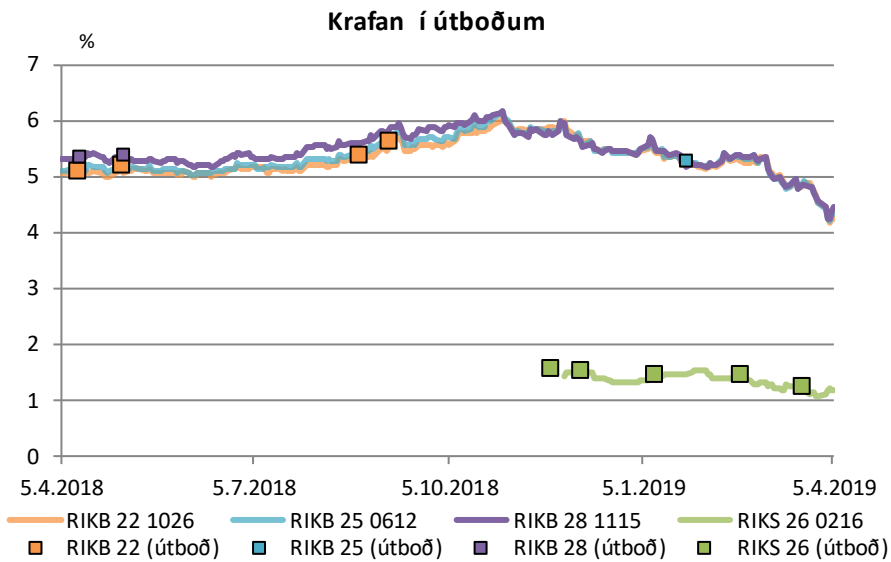
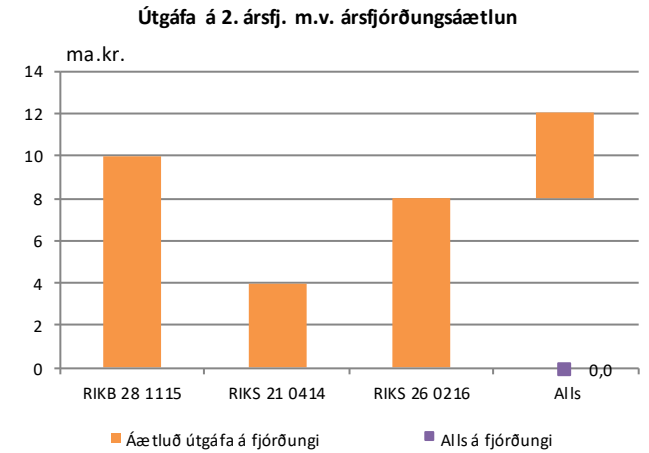
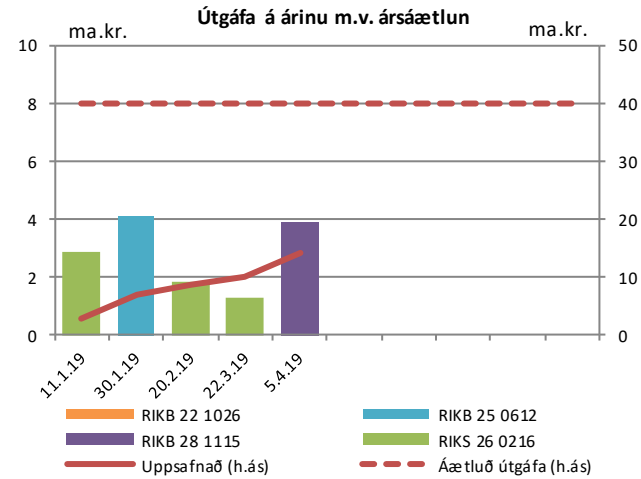
## Þróun á kröfu



# Útboð ríkisbréfa

Seinustu útboð		Tilboð	Samþykkt	Verð	Krafa
Dags	Flokkur				
22.3.19	RIKS 26 0216	4,4	1,3	101,90	1,21
21.2.19	RIKS 26 0216	2,6	1,9	100,59	1,41
25.1.19	RIKB 25 0612	7,3	3,6	114,37	5,27
11.1.19	RIKS 26 0216	3,2	2,8	100,56	1,42
7.12.18	RIKS 26 0216	4,9	2,0	100,00	1,50
23.11.18	RIKS 26 0216	19,1	7,0	99,75	1,54

Að nafnvirði (ma.kr.) Heimild: Lánamál Ríkisins



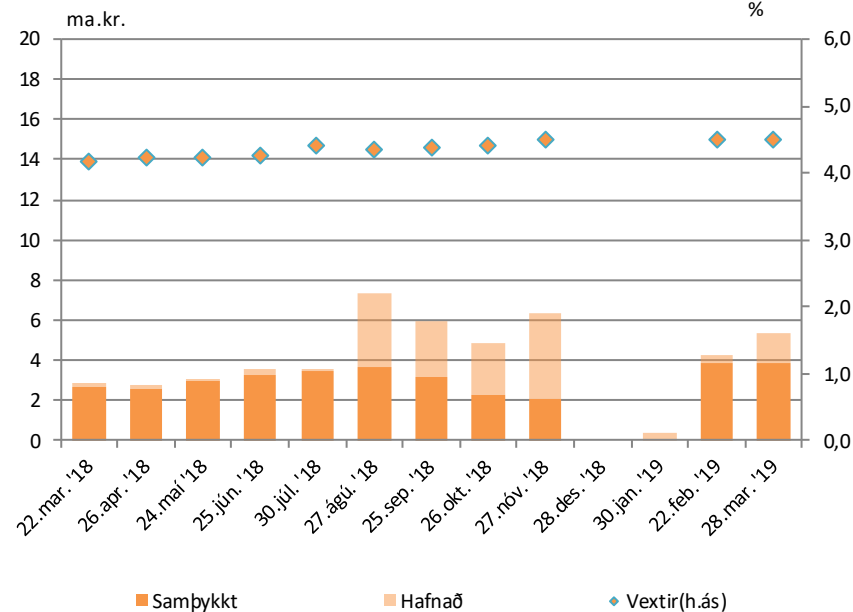


# Útboð ríkisvígla

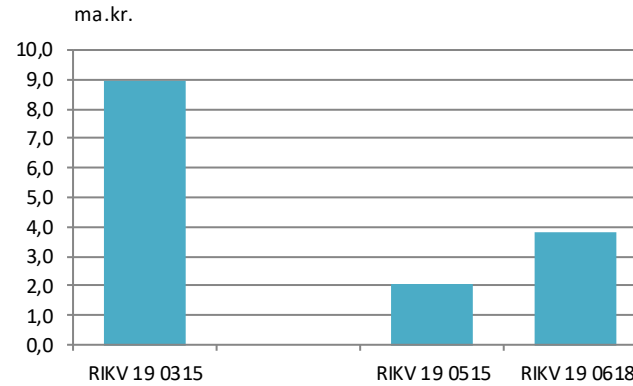
Dags.	Flokkur	Samþykkt	Vextir
27.11.18	RIKV 19 0515	3,8	4,50
27.11.18	RIKV 19 0515	0,0	-
28.12.19		<i>hætt við</i>	
27.11.18	RIKV 19 0515	2,0	4,50
26.10.18	RIKV 19 0315	2,2	4,43
25.09.18	RIKV 19 0315	3,2	4,40

Heimild: Lánamál ríkisins

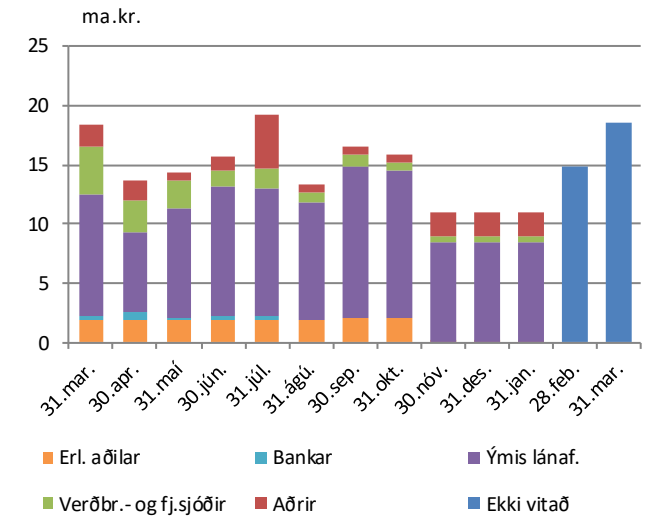
## Niðurstaða útboða



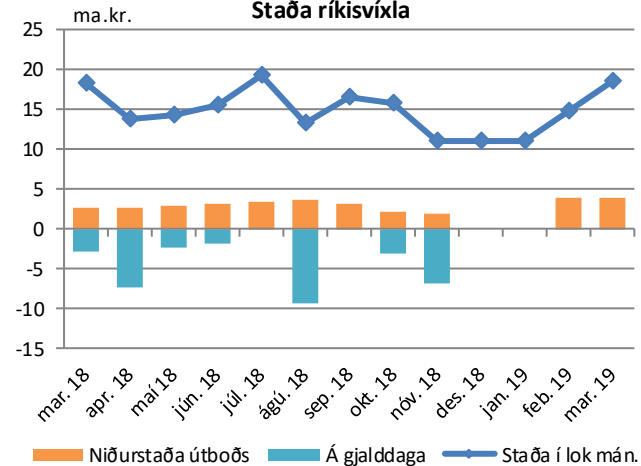
## Útistandandi ríkisvíglar



## Eigendaskipting



## Staða ríkisvígla

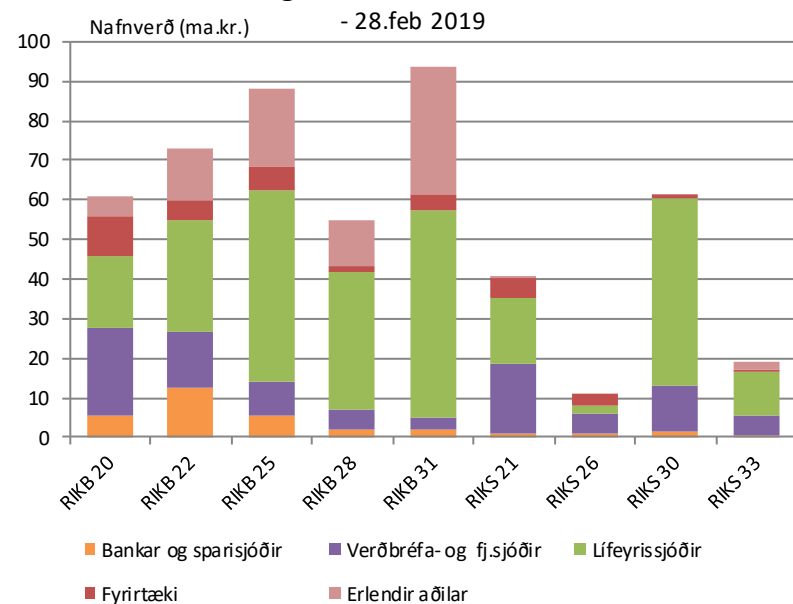


# Eigendaskipti ríkisbréfa

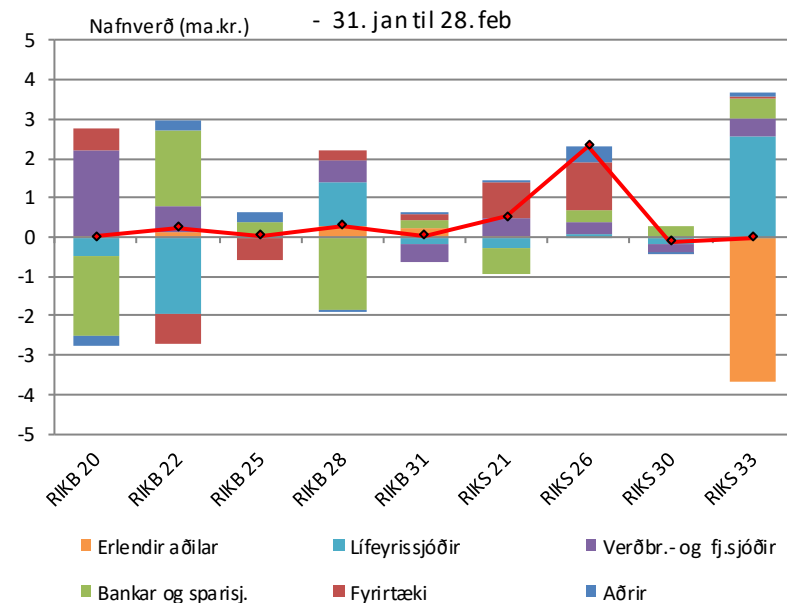
	Eigendaskipting (ma.kr.)									
	RIKB 20	RIKB 22	RIKB 25	RIKB 28	RIKB 31	RIKS 21	RIKS 26	RIKS 30	RIKS 33	Alls
Bankar og sparisjóðir	5,6	12,7	5,5	1,9	1,7	0,9	1,0	1,2	0,6	31,2
Verðbréfa- og fj.sjóðir	21,8	13,7	8,6	5,4	3,1	17,9	4,8	11,8	5,0	92,2
Lífeyrissjóðir	18,1	28,4	48,0	34,3	52,8	16,3	2,2	47,4	10,7	258,2
Fyrirtæki	10,4	5,3	6,4	1,7	4,0	5,1	2,7	0,8	0,8	37,2
Aðrir	15,4	8,4	3,7	1,1	1,1	22,4	4,1	13,6	15,0	84,9
Erlendir aðilar	4,7	12,9	19,6	11,4	31,9	0,4	0,0	0,0	2,0	82,8
Nafnverð alls (ma.kr)	76,1	81,4	91,8	55,7	94,6	63,0	14,9	74,8	34,2	586,3

Heimild: Lánamál ríkisins

## Eigendur ríkisverðbréfa



## Breyting milli mánaða

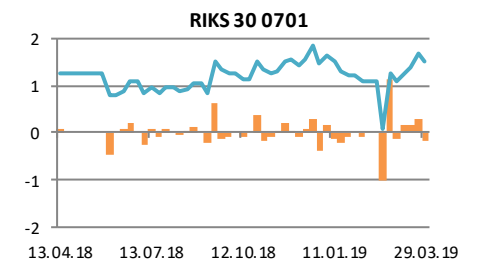
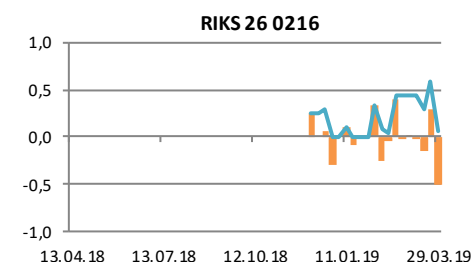
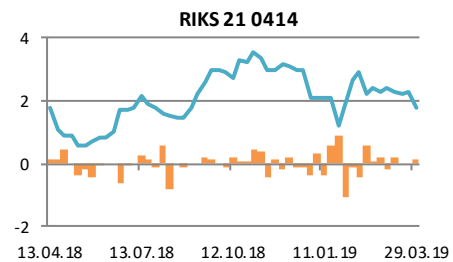
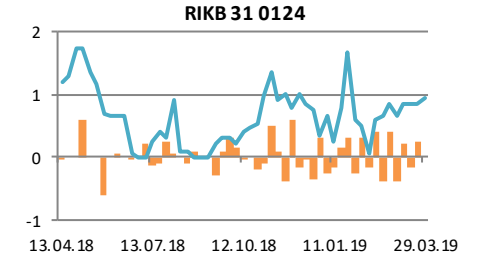
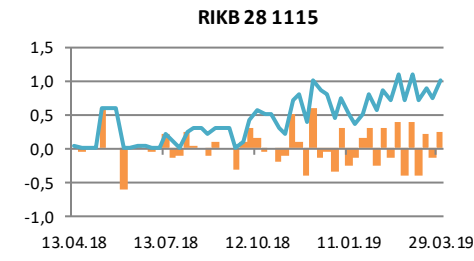
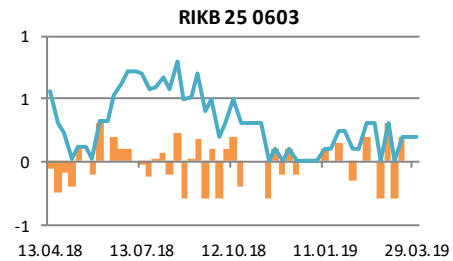
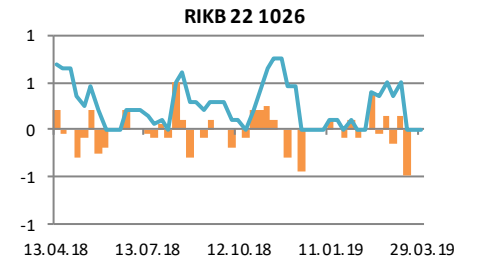
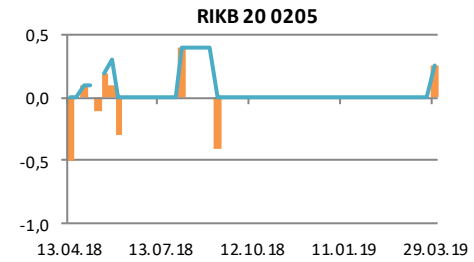
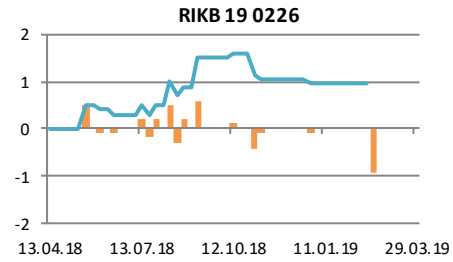
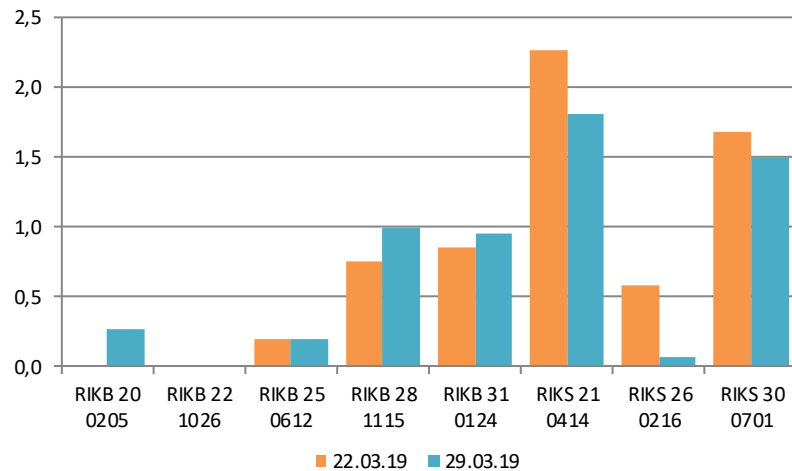


# Verðbréfalán

Flokkur	Nafnverð (m.kr.)	Breyting síðan				
		1V	4V	12V	26V	52V
RIKB 20 0205	265	265	265	265	265	265
RIKB 22 1026	0	0	-350	-100	-100	-700
RIKB 25 0612	200	0	-100	100	-300	-357
RIKB 28 1115	1.000	250	-100	650	450	950
RIKB 31 0124	950	100	300	150	550	-250
RIKS 21 0414	1.805	-460	-583	-280	-905	55
RIKS 26 0216	60	-515	-380			
RIKS 30 0701	1.500	-185	400	200	350	250

Heimild: Lánamál Ríkisins

## Breyting milli vikna



Innihald og form skjals þessa er unnið af starfsmönnum Hagfræðideildar Landsbankans hf. (hagfraedideild@landsbankinn.is) og byggist á aðgengilegum opinberum upplýsingum á þeim tíma sem greiningin var unnin. Mat á þeim upplýsingum endurspeglar skoðanir starfsmanna Hagfræðideildar Landsbankans á þeim degi þegar greiningin er dagsett, en þær geta breyst án fyrirvara.

Landsbankinn hf. og starfsfólk hans taka ekki ábyrgð á viðskiptum sem byggð eru á þeim upplýsingum og skoðunum sem hér eru settar fram.

Bent skal á að Landsbankinn hf. getur á hverjum tíma haft beinna eða óbeinna hagsmuna að gæta, ýmist sjálfur, dótturfélög hans eða fyrir hönd viðskiptamanna, s.s. sem fjárfestir, lánardrottinn eða þjónustuaðili. Greiningar eru engu að síður unnar sjálfstætt af Hagfræðideild Landsbankans og innan Landsbankans eru í gildi reglur um aðskilnað starfssviða sem eru aðgengilegar á vef bankans.

