



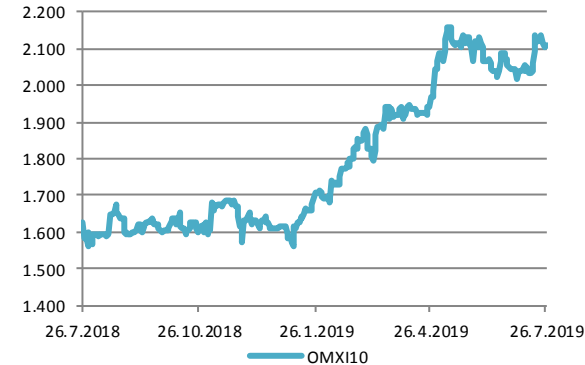
Vikubyrjun
Innlendar markaðsupplýsingar
29. júlí 2019

Hlutabréf

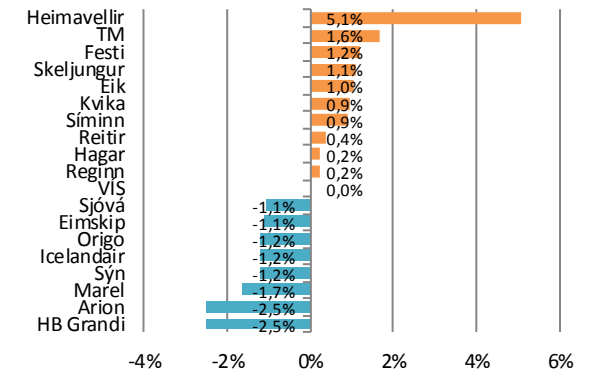
Félag	Verð	Velta (m.kr.)	Breyting síðan ...				
			áramót	1V	1M	3M	12M
OMX10	2107,8	7.670	30,6%	-0,7%	2,6%	7,0%	29,8%
OMX10GI	2107,8		30,6%	-0,7%	2,6%	7,0%	29,8%
Marel	590,0	2.023	61,9%	-1,7%	7,9%	9,3%	58,5%
Icelandair	8,9	474	-6,7%	-1,2%	-13,6%	0,1%	2,9%
Eimskip	178,5	473,8	-20,1%	-1,1%	-6,8%	-2,5%	-24,7%
HB Grandi	34,7	199	6,3%	-2,5%	3,4%	16,6%	6,0%
Hagar	42,9	251	-7,9%	0,2%	-0,8%	0,0%	-6,2%
Festi	129,5	187	12,1%	1,2%	1,2%	9,4%	19,4%
Skeljungur	8,2	399	14,5%	1,1%	-0,7%	-1,6%	28,9%
Sýn	32,4	54	-22,5%	-1,2%	-6,9%	-4,7%	-49,9%
Síminn	4,6	2.282	24,1%	0,9%	1,1%	17,1%	13,6%
Origo	24,7	35	7,5%	-1,2%	-3,9%	19,0%	24,7%
Arion	77,3	343	17,0%	-2,5%	-1,0%	1,6%	0,0%
Kvika	10,8	120	29,7%	0,9%	-1,8%	-5,7%	41,4%
Sjóvá	18,2	124	34,8%	-1,1%	-2,9%	3,1%	27,3%
VÍS	12,9	65	39,5%	0,0%	0,3%	3,6%	24,5%
TM	32,7	269	29,8%	1,6%	-1,9%	0,6%	4,4%
Reginn	22,2	45	5,2%	0,2%	-1,8%	3,7%	10,0%
Reitir	84,9	181	18,1%	0,4%	-0,4%	7,6%	9,0%
Eik	8,8	145	9,5%	1,0%	-2,3%	1,7%	8,7%
Heimavellir	1,2	0,1	9,7%	5,1%	3,3%	1,6%	5,1%

Leiðrétt fyrir arðgreiðslum. Heimild: Kodiak, útreikningar Hagfræðideildar

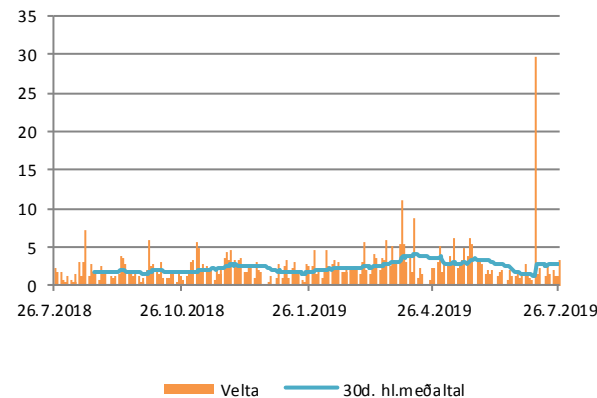
Úrvalsvísitalan



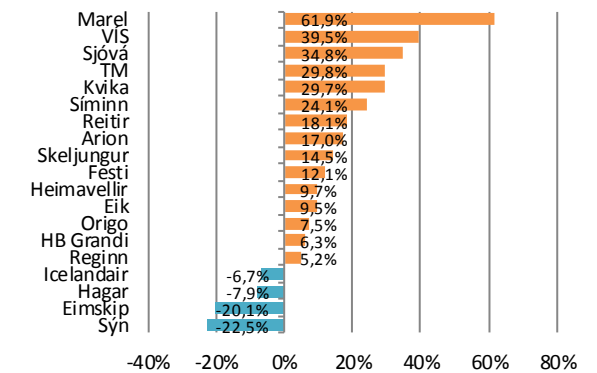
Breyting í vikunni



Velta



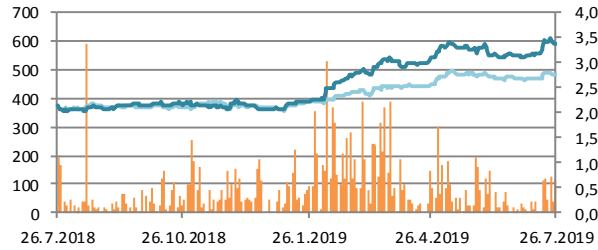
Frá áramótum



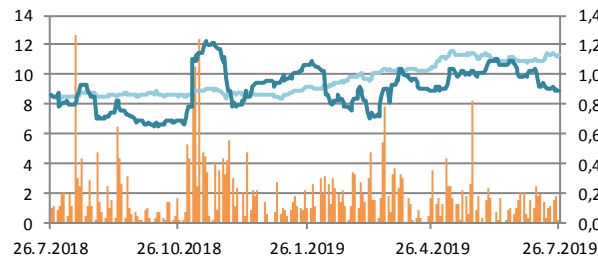
Hlutabréf

— Velta (h.ás, ma.kr./dag)
— Verð
— OMXIB

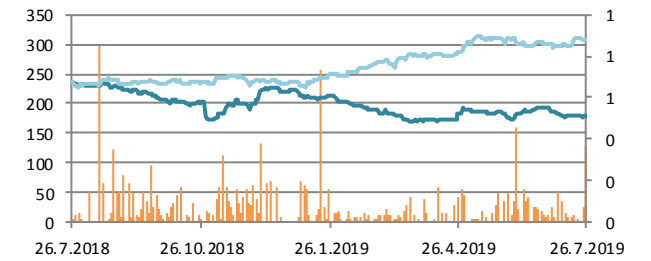
Marel



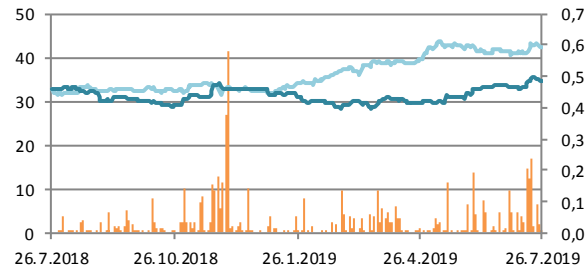
Icelandair



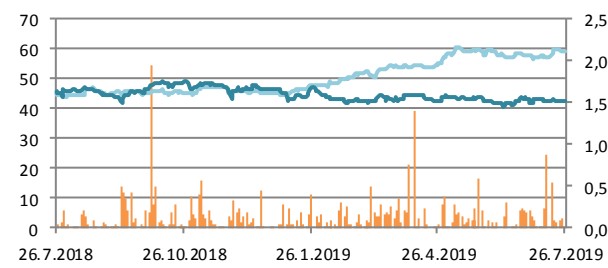
Eimskip



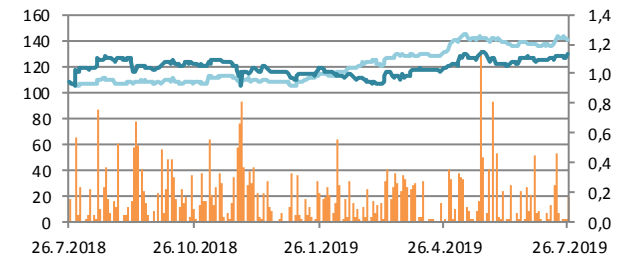
HB Grandi



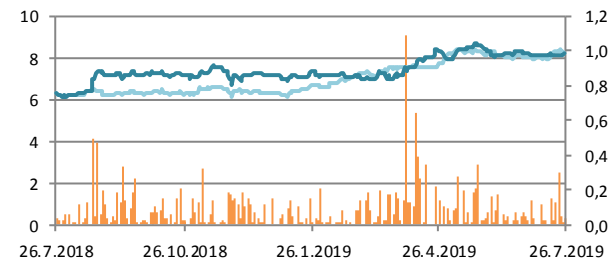
Hagar



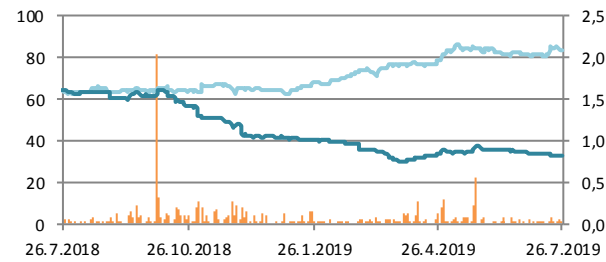
Festi



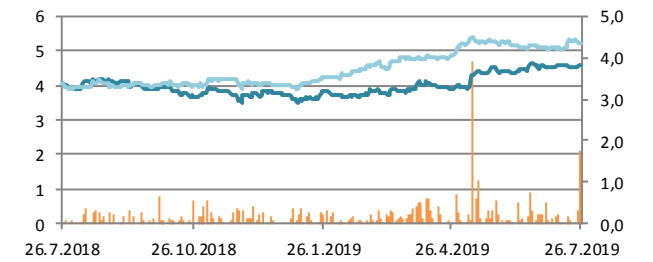
Skeljungur



Sýn



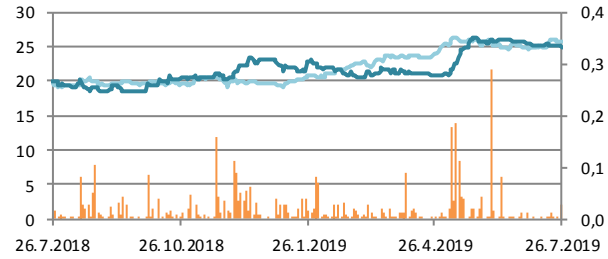
Síminn



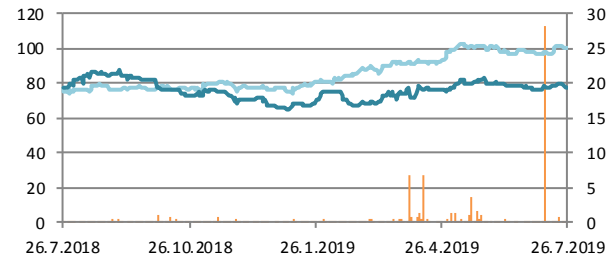
Hlutabréf

— Velta (h.ás, ma.kr./dag)
— Verð
— OMXIB

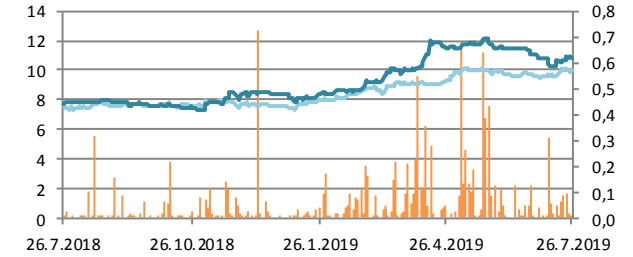
Origo



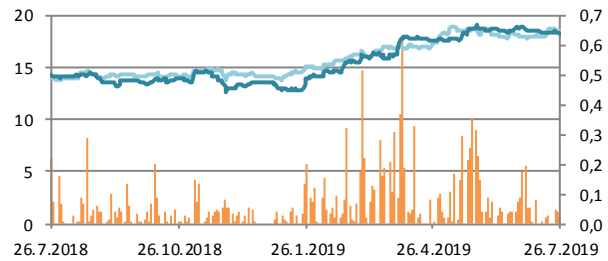
Arion



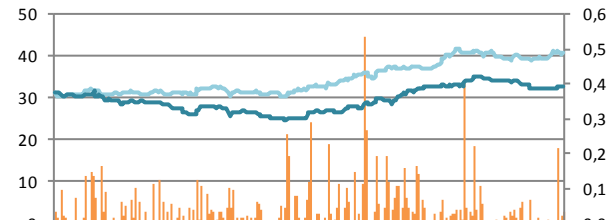
Kvika



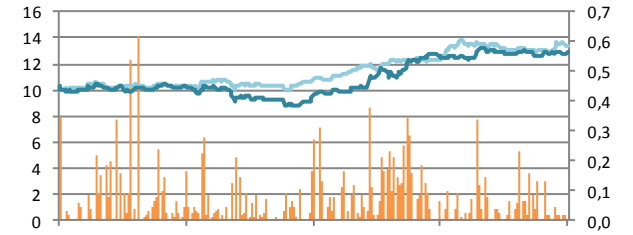
Sjóvá



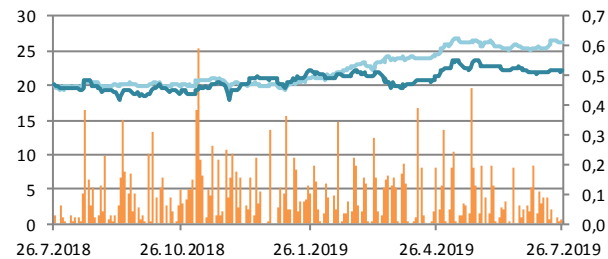
TM



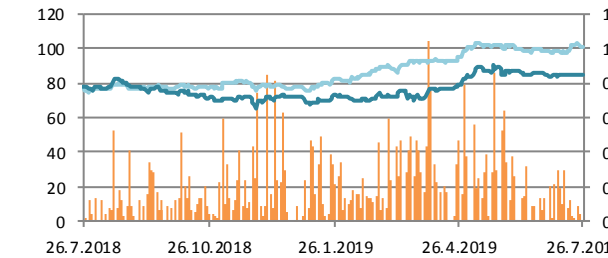
VÍS



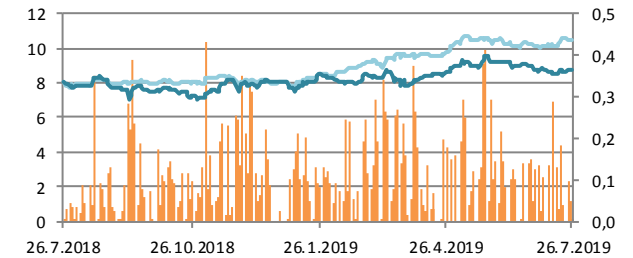
Reginn



Reitir



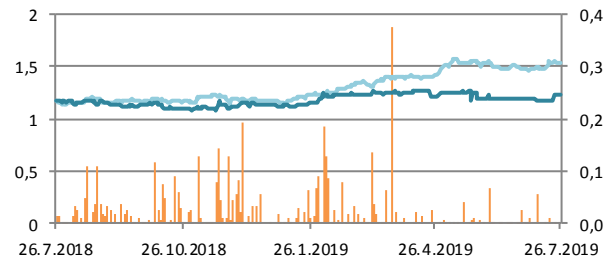
Eik



Hlutabréf

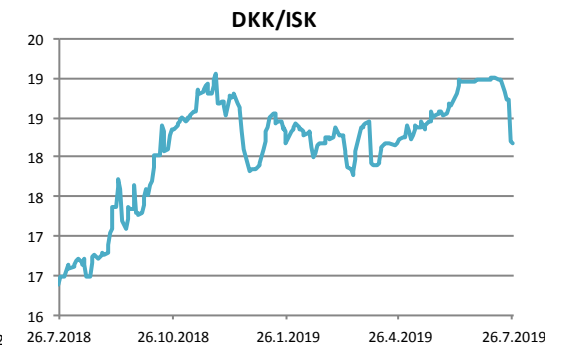
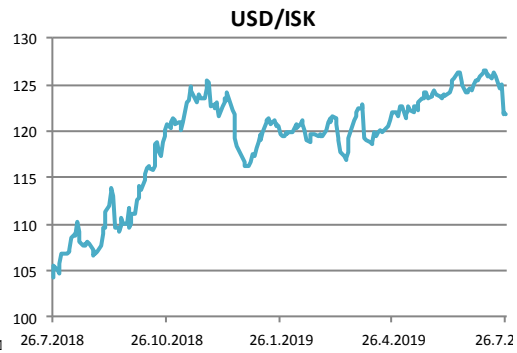
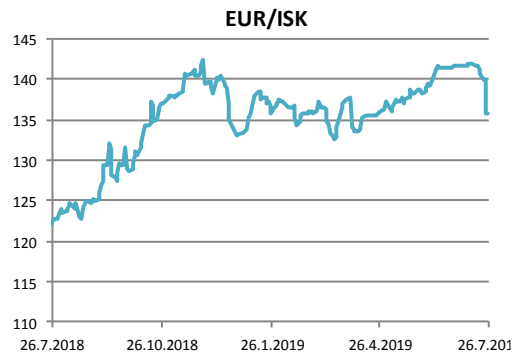
- Velta (h.ás, ma.kr./dag)
- Verð
- OMXIB

Heimavellir

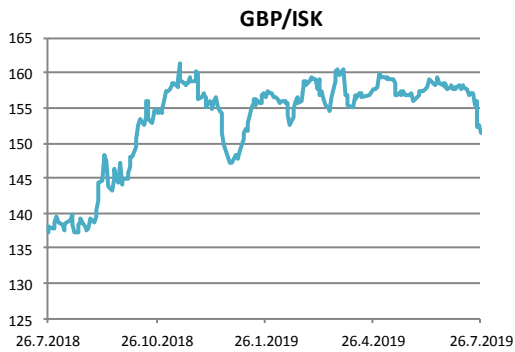
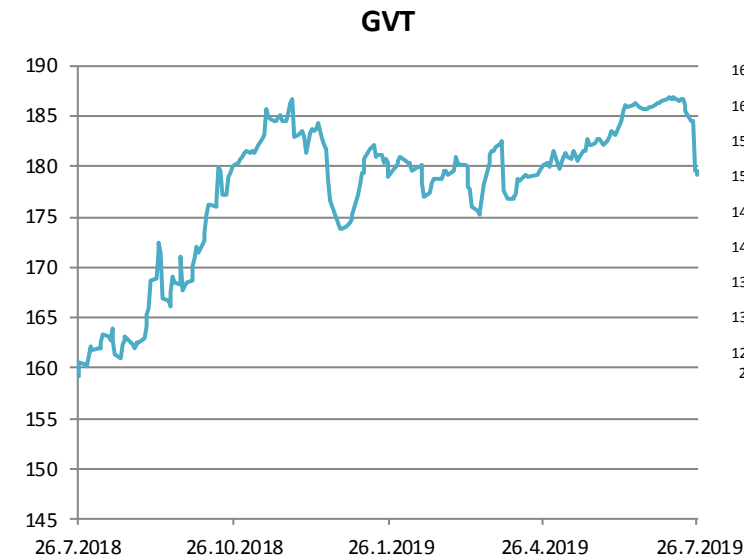


Gjaldeyrismarkaðurinn

Gengi ISK	26.júl	Breyting síðan ...				
		áramót	1V	1M	3M	12M
GVT	179,2	2,9%	-3,4%	-3,6%	-0,5%	12,5%
EUR	135,7	1,9%	-3,6%	-4,1%	-0,2%	11,3%
USD	121,9	4,8%	-2,6%	-2,1%	-0,2%	17,1%
GBP	151,5	2,1%	-3,5%	-4,2%	-3,9%	10,4%
SEK	12,9	-1,3%	-3,9%	-4,4%	0,1%	8,1%
DKK	18,2	1,9%	-3,6%	-4,1%	-0,2%	11,0%
NOK	14,0	4,5%	-4,3%	-4,4%	-0,5%	9,5%
JPY	1,12	6,2%	-3,6%	-3,0%	2,8%	19,4%



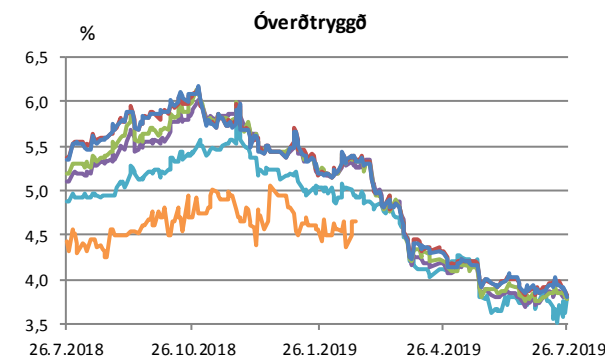
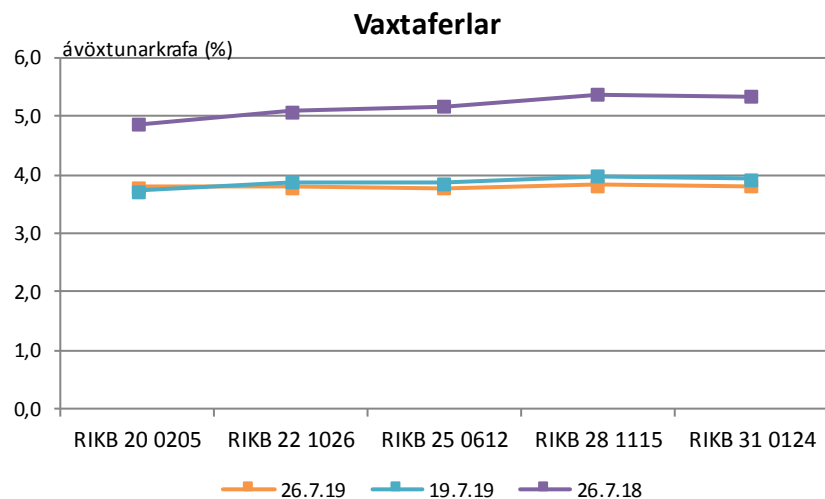
Miðgengi Seðlabanka Íslands. Heimild: Kodiak



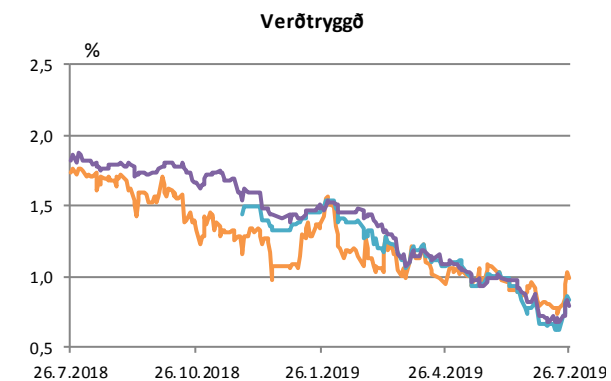
Ríkisbréf

	verð	krafa	velta (ma.kr./viku)	Breyting síðan ...				
				árm.	1V	1M	3M	12M
RIKB 20 0205	101,21	3,79	1,3	-1,33	0,08	0,09	-0,31	-1,08
RIKB 22 1026	110,35	3,79	0,2	-1,65	-0,09	0,01	-0,38	-1,31
RIKB 25 0612	121,83	3,78	1,2	-1,65	-0,08	-0,05	-0,44	-1,41
RIKB 28 1115	109,06	3,82	1,2	-1,63	-0,15	-0,10	-0,50	-1,56
RIKB 31 0124	124,63	3,81	1,3	-1,63	-0,12	-0,12	-0,49	-1,54
RIKS 21 0414	104,73	0,99	3,6	-0,08	0,21	0,06	0,04	-0,75
RIKS 26 0216	104,22	0,84	2,1	-0,49	0,21	0,06	-0,23	
RIKS 30 0701	125,55	0,80	1,4	-0,61	0,12	-0,02	-0,29	-1,02

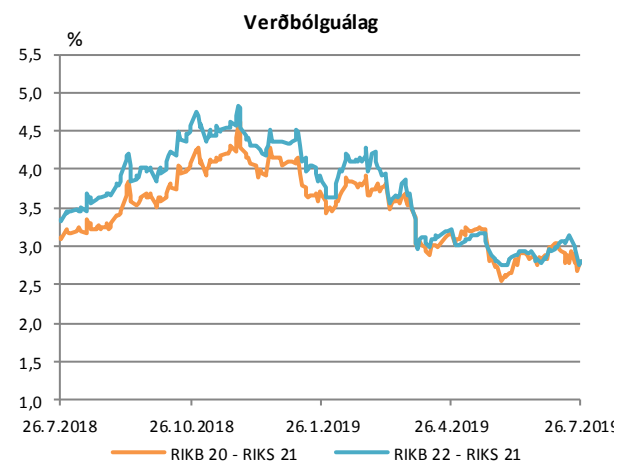
Heimild: Kodiak



— RIKB 19 0226 — RIKB 20 0205 — RIKB 22 1026
— RIKB 25 0612 — RIKB 28 1115 — RIKB 31 0124



— RIKS 21 0414 — RIKS 26 0216 — RIKS 30 0701



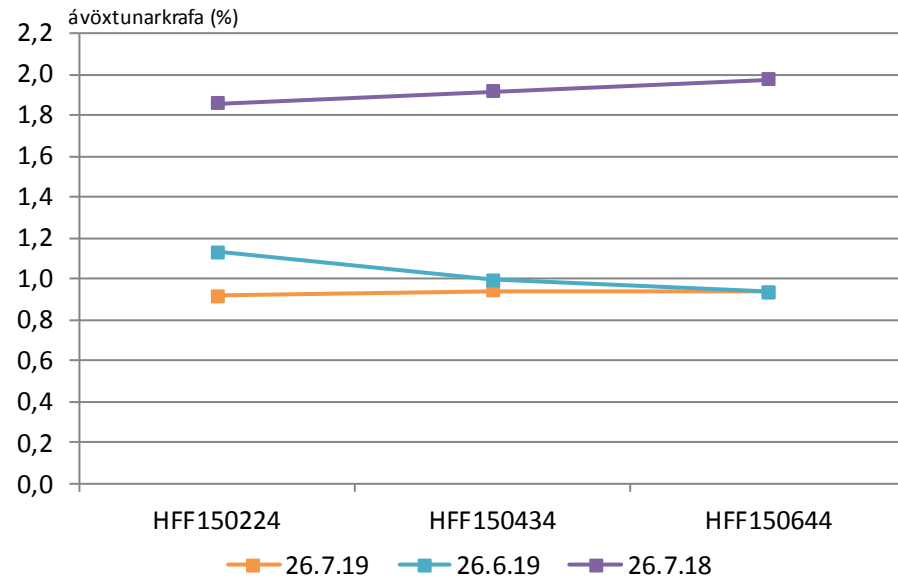
— RIKB 20 - RIKS 21 — RIKB 22 - RIKS 21

Íbúðabréf

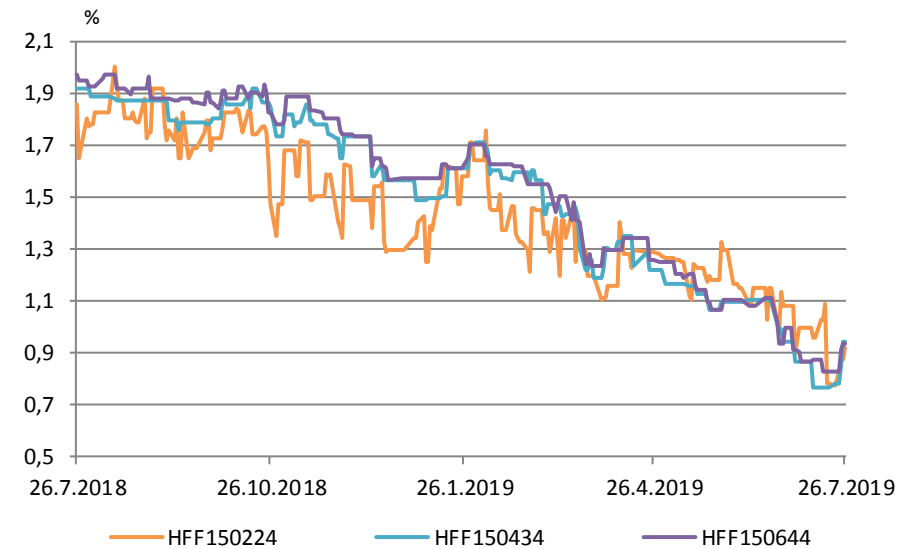
	verð	krafa	velta (ma.kr./viku)	árm.	Breyting síðan ...			
					1V	1M	3M	12M
HFF150224	106,60	0,92	0,0	-0,38	0,14	-0,21	-0,37	-0,94
HFF150434	121,79	0,94	0,0	-0,62	0,18	-0,05	-0,28	-0,98
HFF150644	137,63	0,93	0,1	-0,64	0,11	0,00	-0,32	-1,04

Heimild: Kodiak

Vaxtaferlar



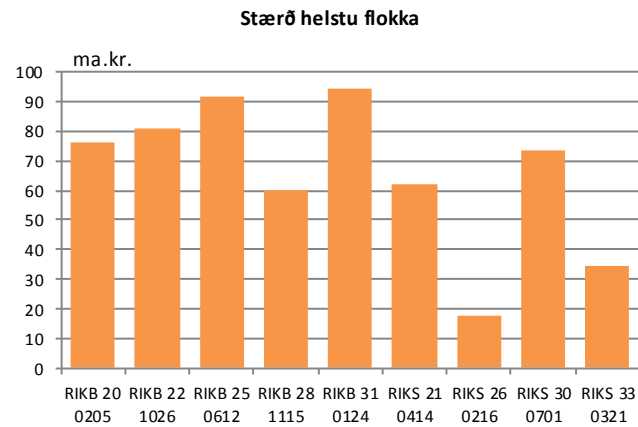
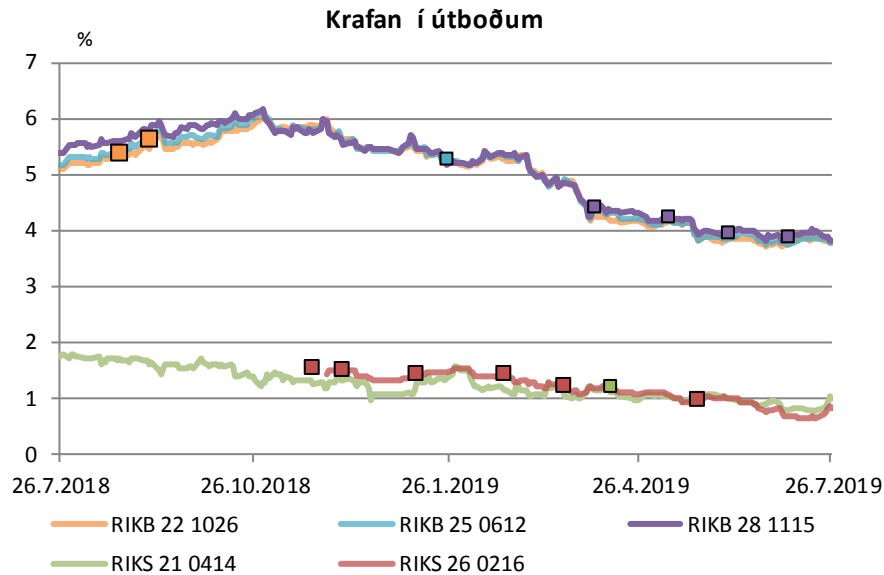
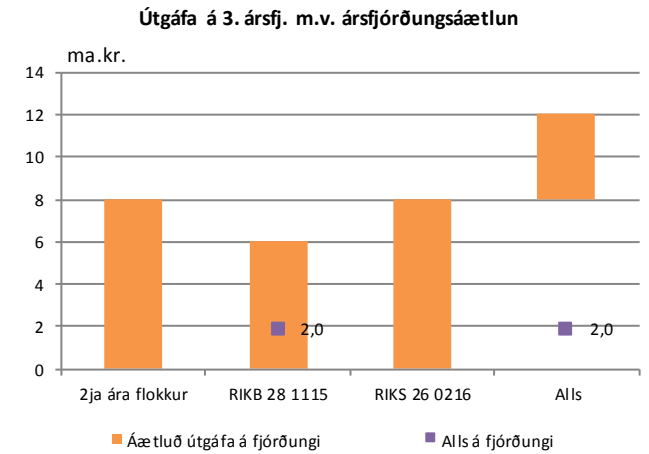
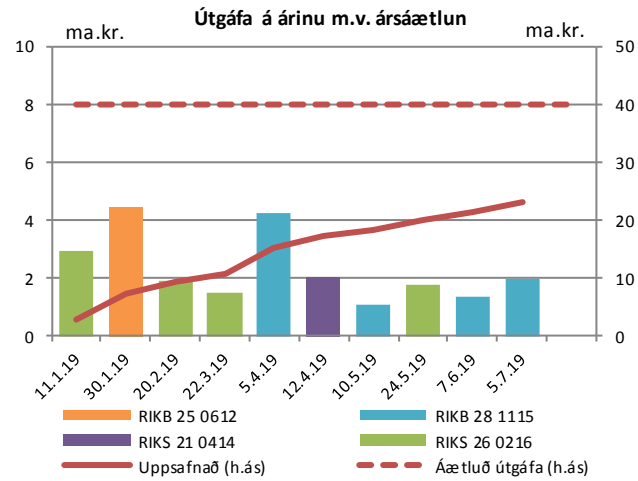
Þróun á kröfu



Útboð ríkisbréfa

Seinustu útboð		Tilboð	Samþykkt	Verð	Krafa
Dags	Flokkur				
5.7.19	RIKB 28 1115	4,3	1,8	108,63	3,88
7.6.19	RIKB 28 1115	1,8	1,3	108,20	3,90
24.5.19	RIKS 26 0216	5,4	1,7	103,58	0,95
10.5.19	RIKB 28 1115	3,9	1,0	105,70	4,25
12.4.19	RIKS 21 0414	12,8	1,5	105,05	1,22
5.4.19	RIKB 28 1115	4,1	3,9	104,40	4,42

Að nafnvirði (ma.kr.) Heimild: Lánamál Ríkisins

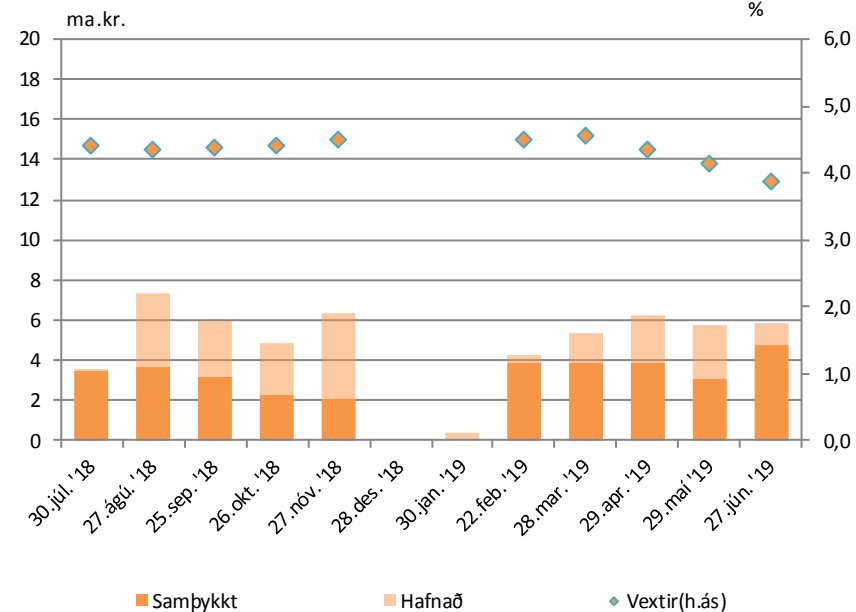


Útboð ríkisvixla

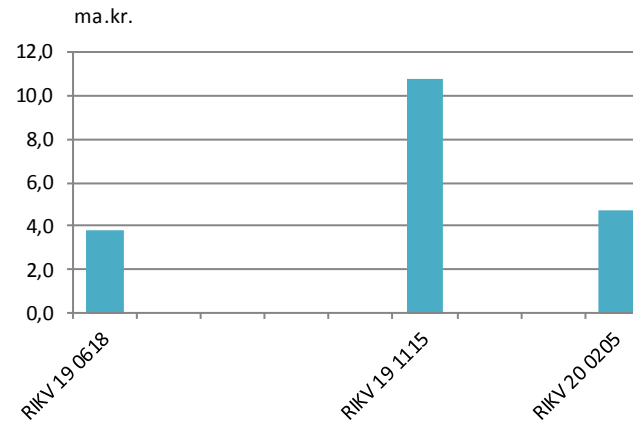
Dags.	Flokkur	Samþykkt	Vextir
27.06.19	RIKV 20 0205	4,7	3,90
29.05.19	RIKV 19 1115	3,1	4,15
29.04.19	RIKV 19 1115	3,8	4,35
28.03.19	RIKV 19 1115	3,8	4,56
22.02.19	RIKV 19 0618	3,8	4,50
30.01.19	RIKV 19 0515	0,0	-

Heimild: Lánamál ríkisins

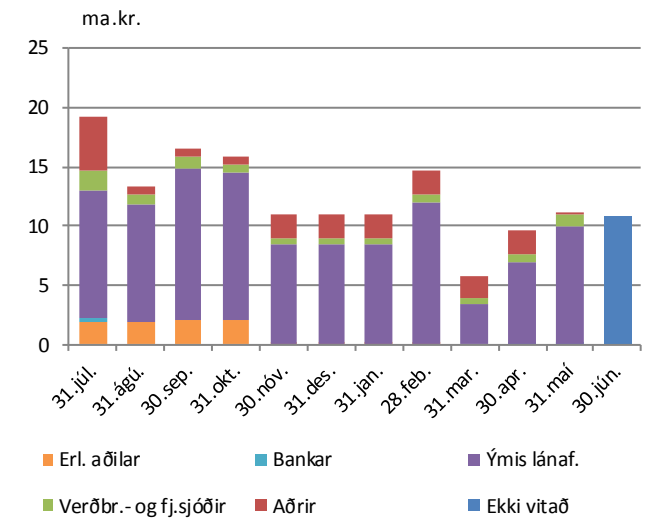
Niðurstaða útboða



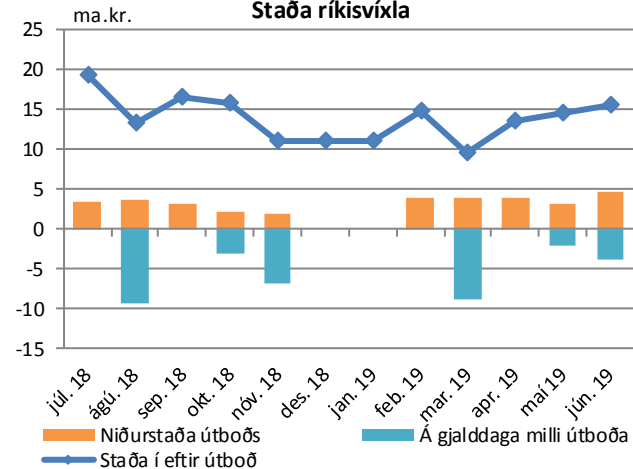
Útstandandi ríkisvixlar



Eigendaskipting



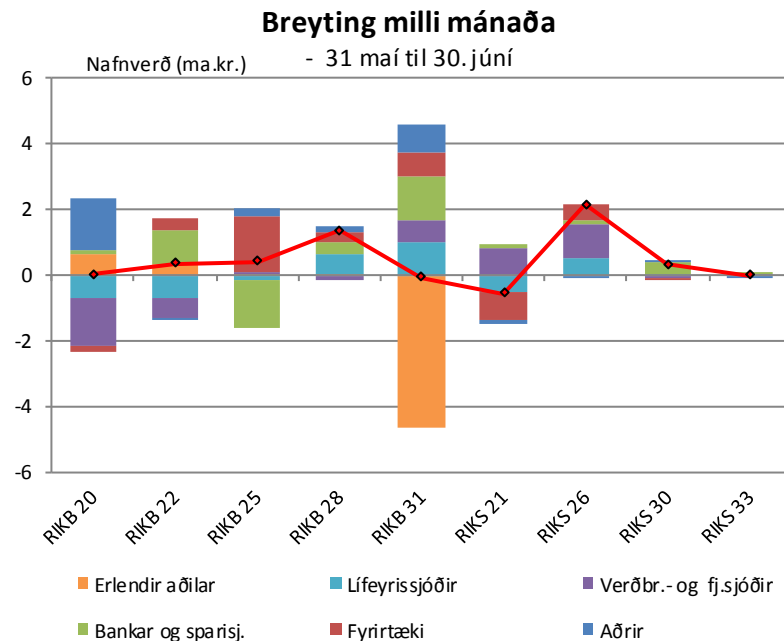
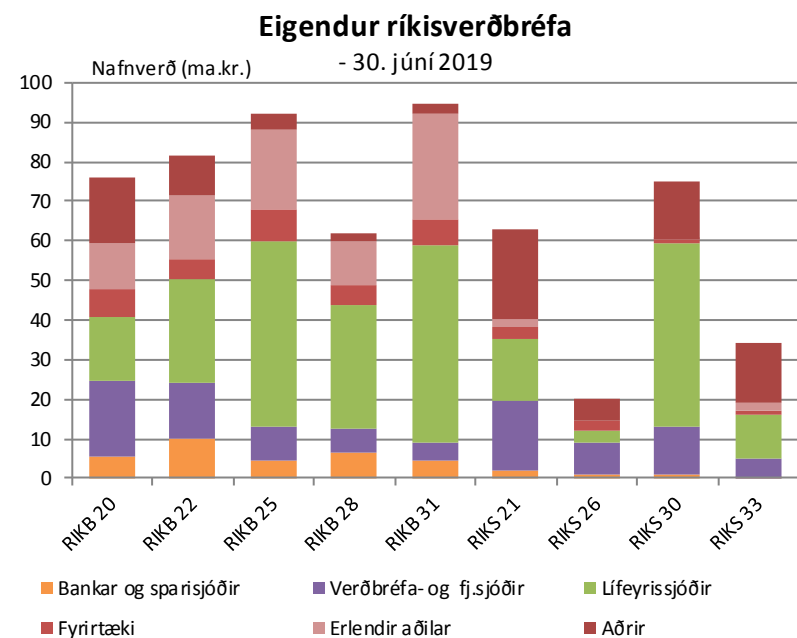
Staða ríkisvixla



Eigendaskipti ríkisbréfa

	Eigendaskipting (ma.kr.)									
	RIKB 20	RIKB 22	RIKB 25	RIKB 28	RIKB 31	RIKS 21	RIKS 26	RIKS 30	RIKS 33	Alls
Bankar og sparisjóðir	5,7	10,1	4,7	6,5	4,5	2,1	1,2	0,8	0,1	35,6
Verðbréfa- og fj.sjóðir	18,8	13,9	8,3	5,8	4,5	17,5	7,8	12,3	5,0	93,8
Lífeyrissjóðir	16,5	26,3	46,8	31,4	50,0	15,5	2,8	46,4	11,0	246,6
Fyrirtæki	6,7	5,0	8,5	5,0	6,4	3,2	3,0	1,0	1,2	39,9
Aðrir	16,8	10,0	3,8	2,2	2,2	22,5	5,1	14,5	14,9	92,0
Erlendir aðilar	11,7	16,3	20,0	11,2	27,0	2,2	0,0	0,0	2,0	90,4
Nafnverð alls (ma.kr.)	76,1	81,6	91,9	62,1	94,6	63,0	19,9	75,0	34,2	598,4

Heimild: Lánamál ríkisins

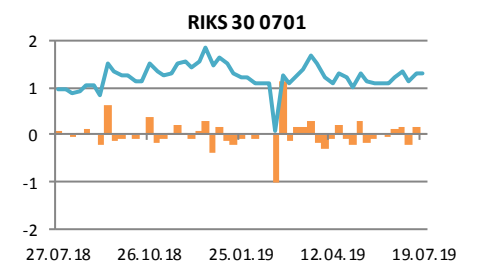
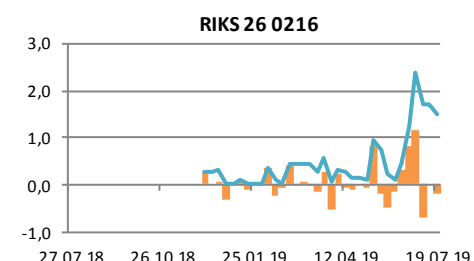
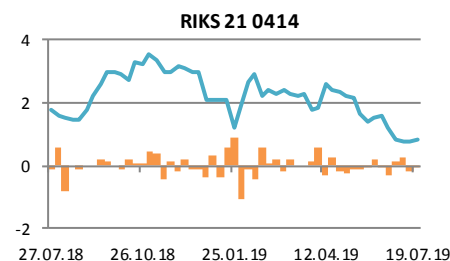
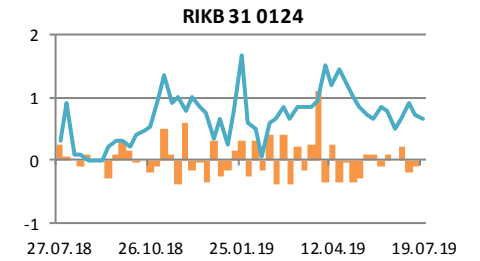
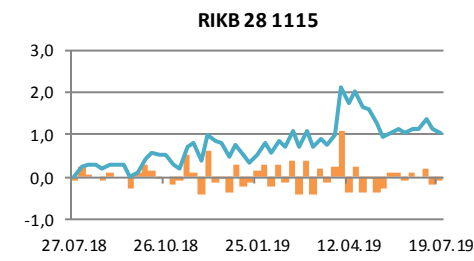
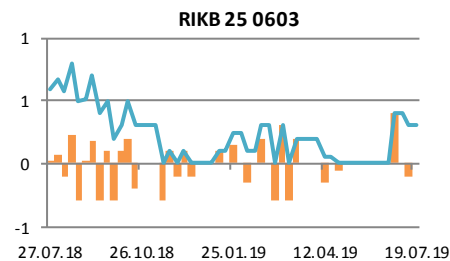
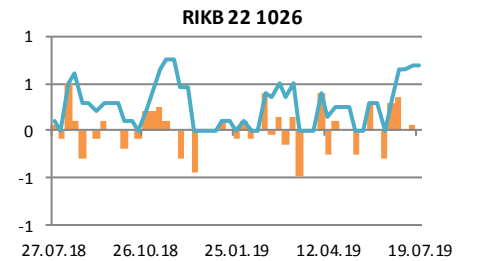
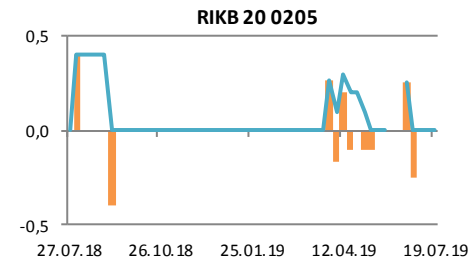
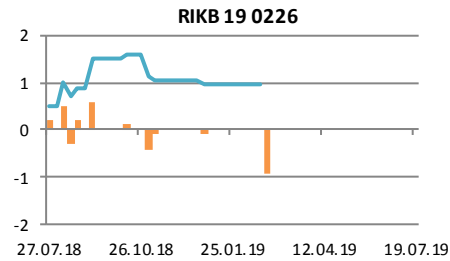
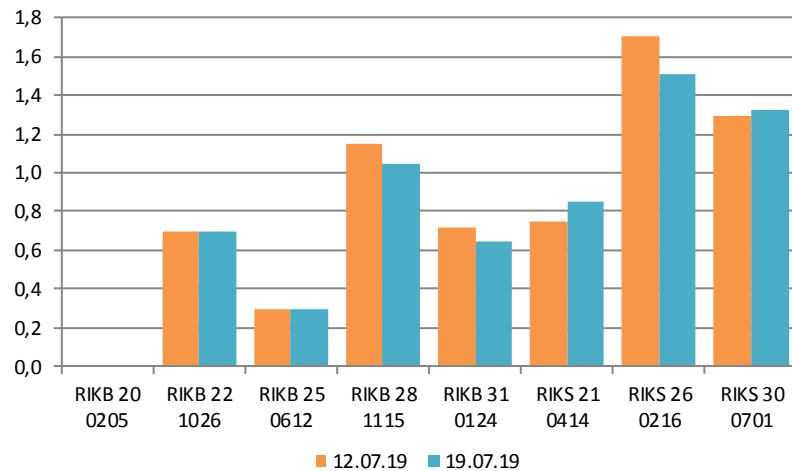


Verðbréfalán

Flokkur	Nafnverð (m.kr.)	Breyting síðan				
		1V	4V	12V	26V	52V
RIKB 20 0205	0	0	-255	-200	0	0
RIKB 22 1026	700	0	400	450	700	600
RIKB 25 0612	300	0	300	250	50	-300
RIKB 28 1115	1.050	-100	-100	-950	550	1.050
RIKB 31 0124	650	-65	150	-800	-1.035	350
RIKS 21 0414	850	105	-350	-1.580	-350	-900
RIKS 26 0216	1.505	-200	280			
RIKS 30 0701	1.324	26	116	24	124	374

Heimild: Lánamál Ríkisins

Breyting milli vikna



Innihald og form skjals þessa er unnið af starfsmönnum Hagfræðideildar Landsbankans hf. (hagfraedideild@landsbankinn.is) og byggist á aðgengilegum opinberum upplýsingum á þeim tíma sem greiningin var unnin. Mat á þeim upplýsingum endurspeglar skoðanir starfsmanna Hagfræðideildar Landsbankans á þeim degi þegar greiningin er dagsett, en þær geta breyst án fyrirvara.

Landsbankinn hf. og starfsfólk hans taka ekki ábyrgð á viðskiptum sem byggð eru á þeim upplýsingum og skoðunum sem hér eru settar fram.

Bent skal á að Landsbankinn hf. getur á hverjum tíma haft beinna eða óbeinna hagsmuna að gæta, ýmist sjálfur, dótturfélög hans eða fyrir hönd viðskiptamanna, s.s. sem fjárfestir, lánardrottinn eða þjónustuaðili. Greiningar eru engu að síður unnar sjálfstætt af Hagfræðideild Landsbankans og innan Landsbankans eru í gildi reglur um aðskilnað starfssviða sem eru aðgengilegar á vef bankans.

