



---

**Vikubyrjun**  
**Innlendar markaðsupplýsingar**  
**22. júlí 2019**

---

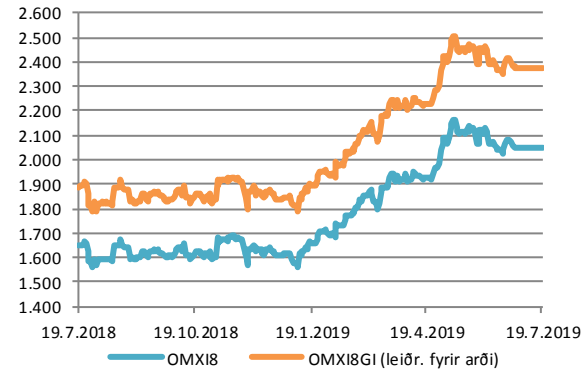
---

# Hlutabréf

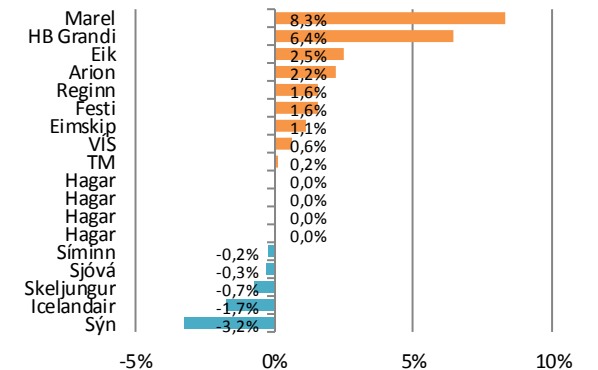
Félag	Verð	Velta (m.kr.)	Breyting síðan ...				
			áramót	1V	1M	3M	12M
OMX18	2046,7	7.164	26,8%	0,0%	0,3%	6,3%	24,3%
OMX18GI	2374,6		28,6%	0,0%	0,3%	6,5%	25,9%
Marel	600,0	1.921	64,6%	8,3%	9,7%	15,1%	56,9%
Icelandair	9,1	376	-5,5%	-1,7%	-14,8%	-0,5%	0,6%
Eimskip	180,5	81,5	-19,2%	1,1%	-4,7%	5,2%	-21,0%
HB Grandi	35,6	637	9,0%	6,4%	7,2%	19,5%	7,3%
Hagar	42,8	747	-8,2%	0,0%	2,9%	-0,8%	-4,4%
Festi	128,0	792	10,8%	1,6%	4,9%	9,4%	20,8%
Skeljungur	8,1	340	13,2%	-0,7%	-1,3%	0,7%	30,5%
Sýn	32,8	69	-21,5%	-3,2%	-6,4%	0,6%	-49,5%
Síminn	4,6	342	23,0%	-0,2%	1,8%	15,5%	11,8%
Origo	25,0	27	8,8%	0,0%	-3,8%	19,0%	39,5%
Arion	79,3	878	20,0%	2,2%	0,8%	4,3%	1,9%
Sjóvá	18,4	52	36,3%	-0,3%	-0,3%	3,5%	25,4%
VÍS	12,9	100	39,5%	0,6%	0,9%	1,5%	21,1%
TM	32,2	6	27,7%	0,2%	-4,0%	-1,8%	2,0%
Reginn	22,2	184	5,0%	1,6%	-0,2%	6,5%	10,5%
Reitir	84,6	233	17,7%	0,0%	0,2%	10,2%	8,4%
Eik	8,7	380	8,4%	2,5%	-2,9%	2,4%	7,7%
Heimavellir	1,2	10,0	4,4%	0,0%	-1,7%	-7,8%	1,7%

Leiðrétt fyrir arðgreiðslum. Heimild: Kodiak, útreikningar Hagfræðideildar

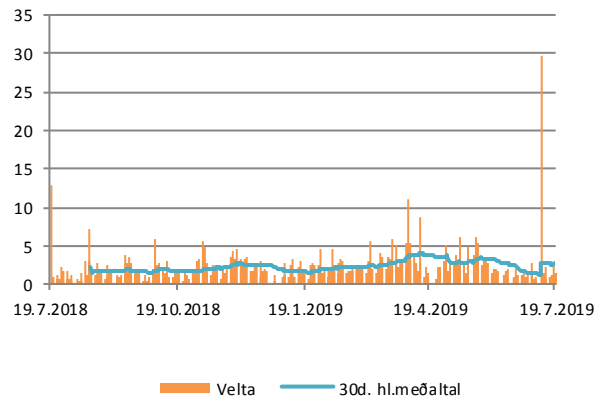
## Úrvalsvísitalan



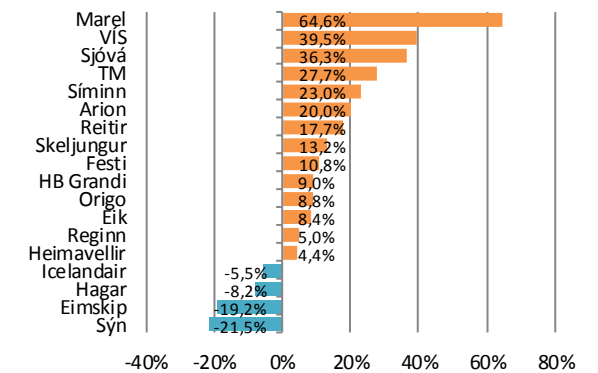
## Breyting í vikunni



## Velta



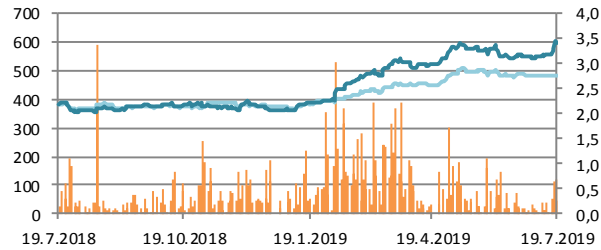
## Frá áramótum



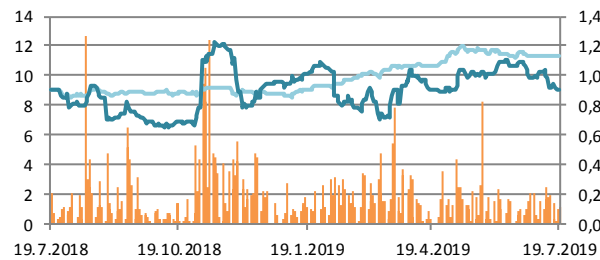
# Hlutabréf

— Velta (h.ás, ma.kr./dag)  
— Verð  
— OMXIB

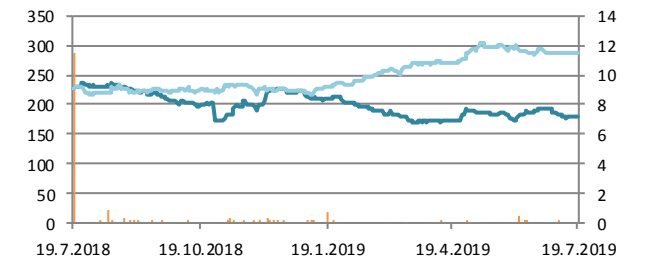
### Marel



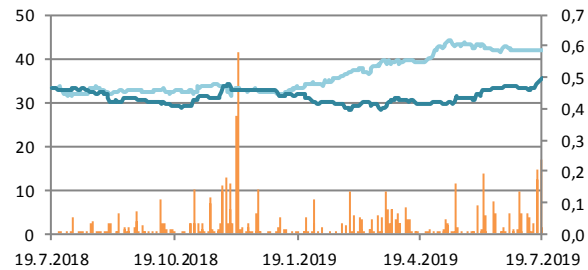
### Icelandair



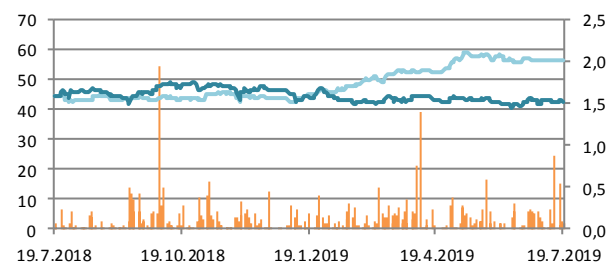
### Eimskip



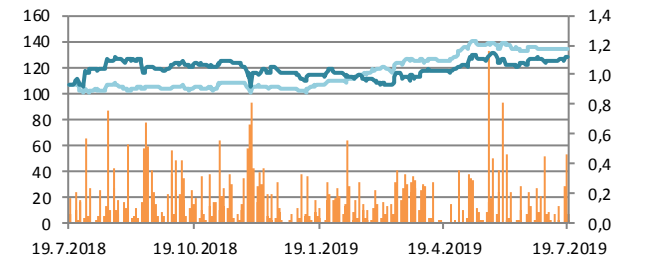
### HB Grandi



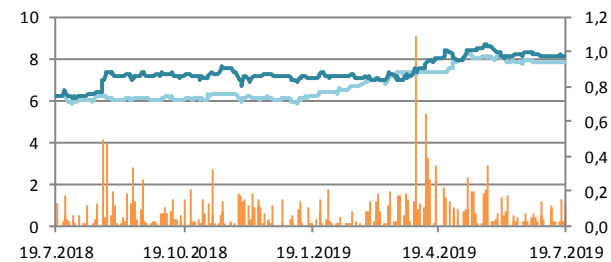
### Hagar



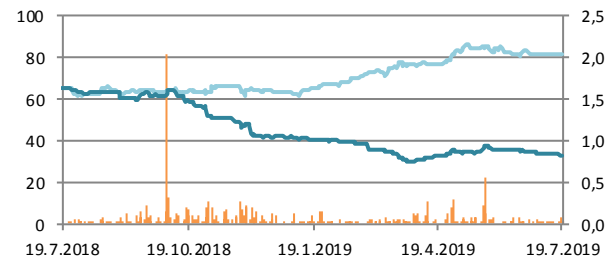
### Festi



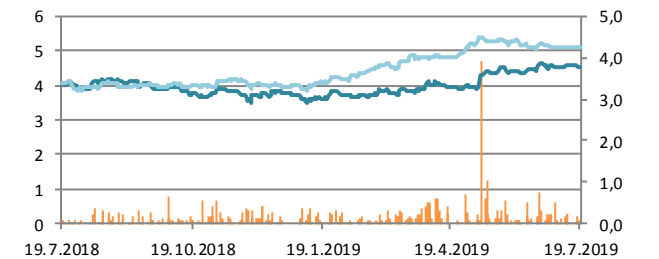
### Skeljungur



### Sýn



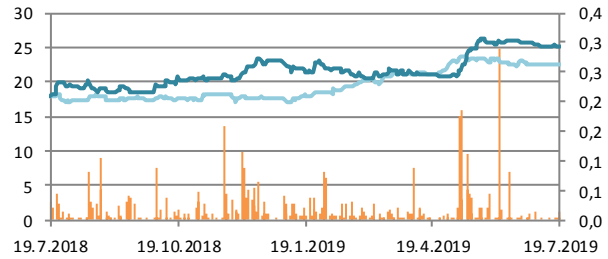
### Síminn



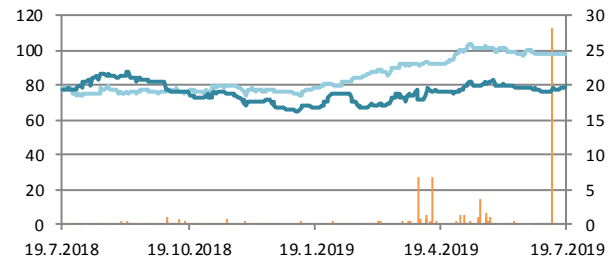
# Hlutabréf

— Velta (h.ás, ma.kr./dag)  
— Verð  
— OMXIB

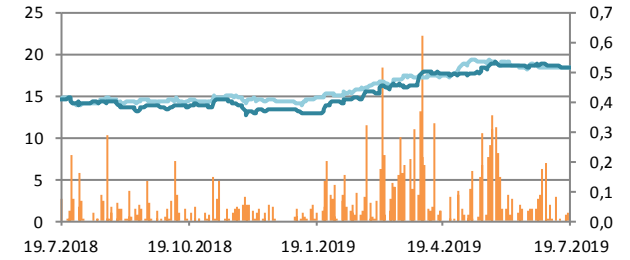
### Origo



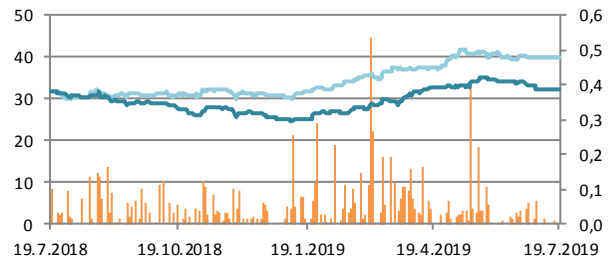
### Arion



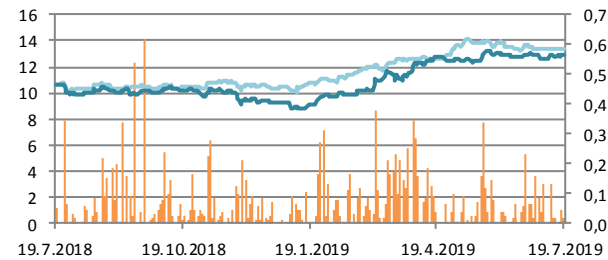
### Sjóvá



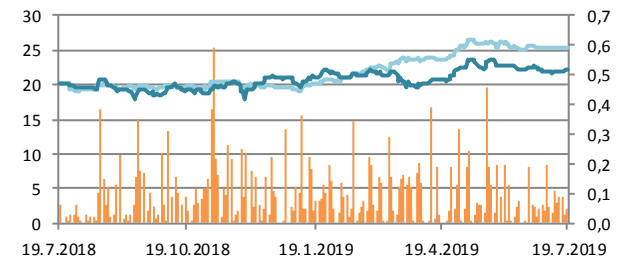
### TM



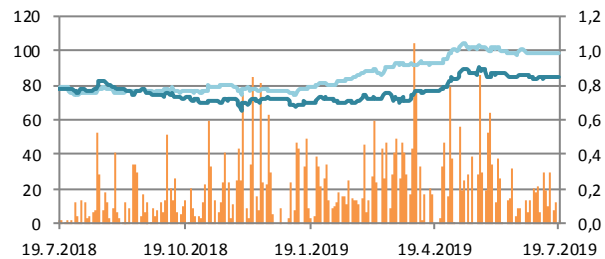
### VÍS



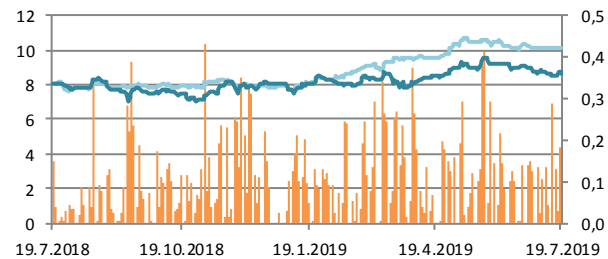
### Reginn



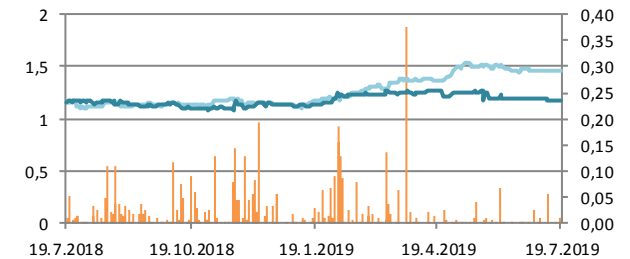
### Reitir



### Eik

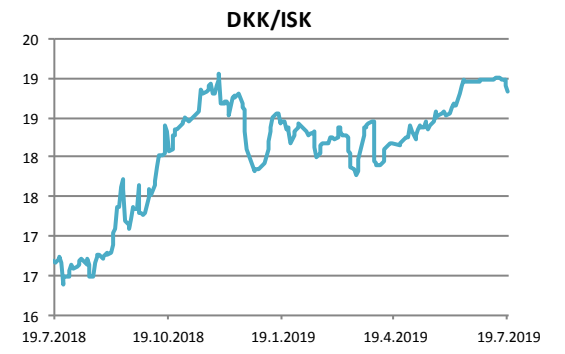
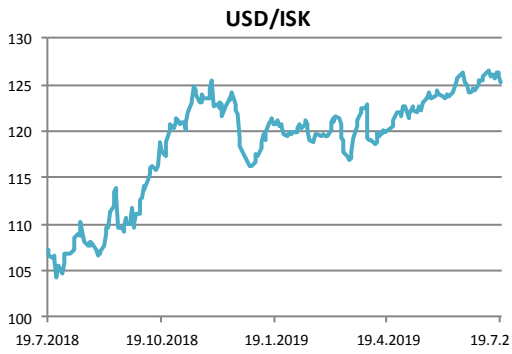
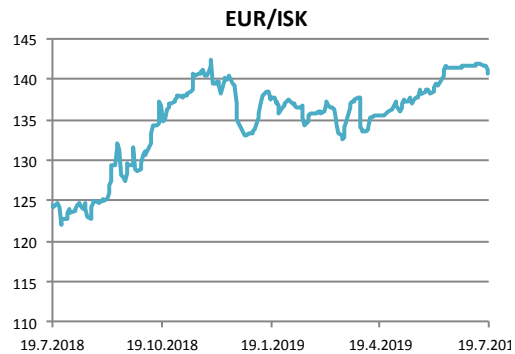


### Heimavellir

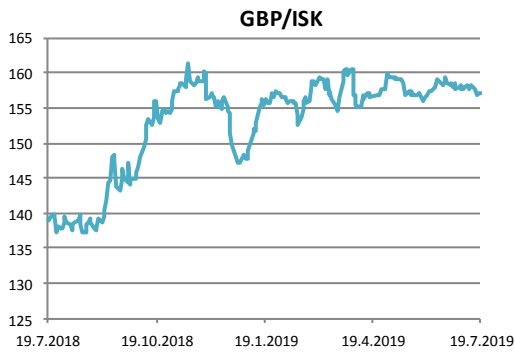
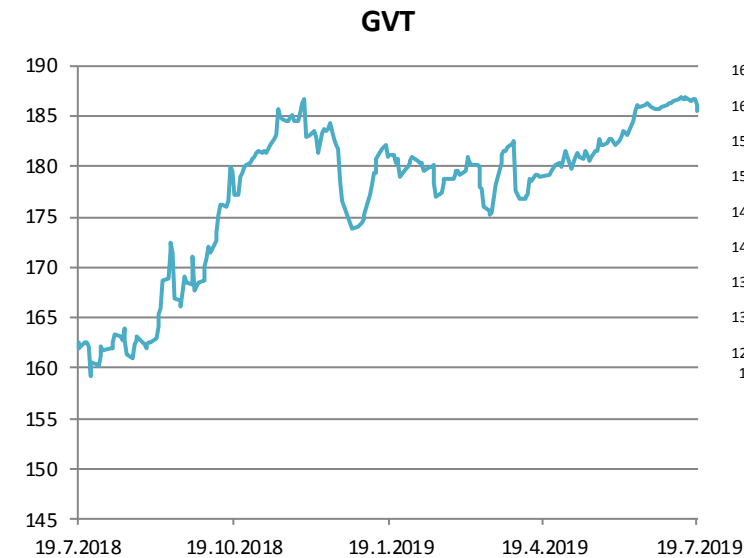


# Gjaldeyrismarkaðurinn

Gengi ISK	19.júl	áramót	Breyting síðan ...			
			1V	1M	3M	12M
GVT	<b>185,6</b>	6,6%	-0,7%	-0,3%	3,6%	14,2%
EUR	<b>140,7</b>	5,6%	-0,8%	-0,6%	3,8%	13,1%
USD	<b>125,2</b>	7,7%	-0,7%	-0,9%	4,5%	16,8%
GBP	<b>157,0</b>	5,9%	-0,6%	-1,2%	0,4%	12,7%
SEK	<b>13,4</b>	2,7%	-0,6%	1,0%	2,9%	11,4%
DKK	<b>18,8</b>	5,6%	-0,8%	-0,6%	3,7%	12,9%
NOK	<b>14,6</b>	9,2%	-0,9%	1,2%	3,4%	12,7%
JPY	<b>1,16</b>	10,1%	0,1%	-0,2%	8,7%	22,6%



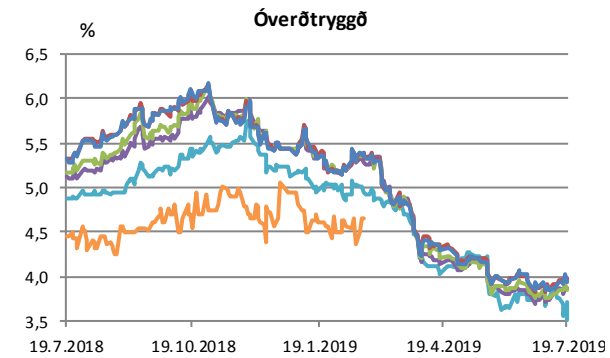
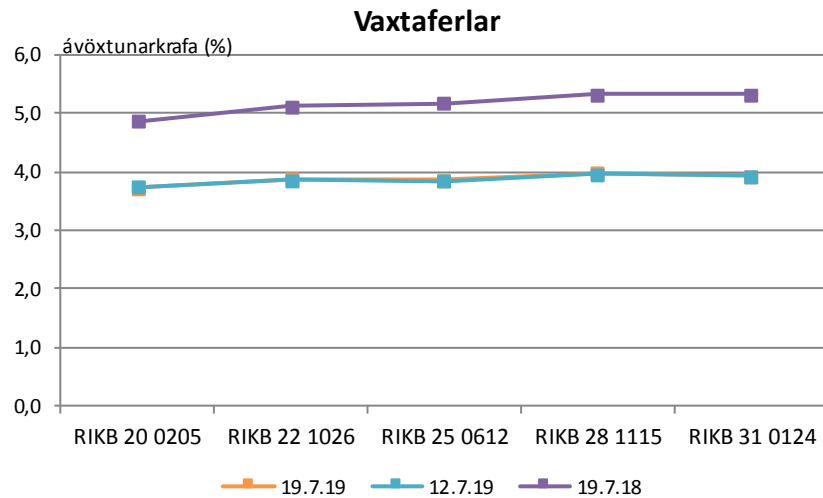
Miðgengi Seðlabanka Íslands. Heimild: Kodiak



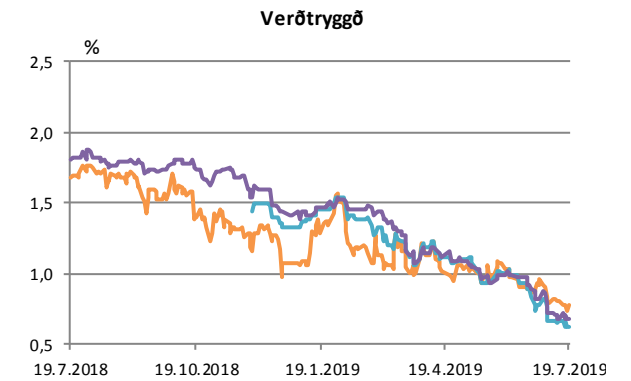
# Ríkisbréf

	verð	krafa	velta (ma.kr./viku)	Breyting síðan ...				
				árm.	1V	1M	3M	12M
RIKB 20 0205	101,30	3,72	0,7	-1,41	-0,03	-0,07	-0,30	-1,15
RIKB 22 1026	110,13	3,88	0,1	-1,57	0,01	0,06	-0,27	-1,25
RIKB 25 0612	121,45	3,86	1,5	-1,57	0,02	-0,05	-0,34	-1,31
RIKB 28 1115	107,83	3,98	2,0	-1,47	0,01	-0,03	-0,33	-1,36
RIKB 31 0124	123,45	3,93	1,2	-1,52	0,00	-0,10	-0,38	-1,41
RIKS 21 0414	105,15	0,78	0,1	-0,29	-0,02	-0,11	-0,23	-0,90
RIKS 26 0216	105,62	0,62	0,1	-0,71	-0,03	-0,27	-0,49	
RIKS 30 0701	127,05	0,68	0,2	-0,74	0,00	-0,25	-0,45	-1,13

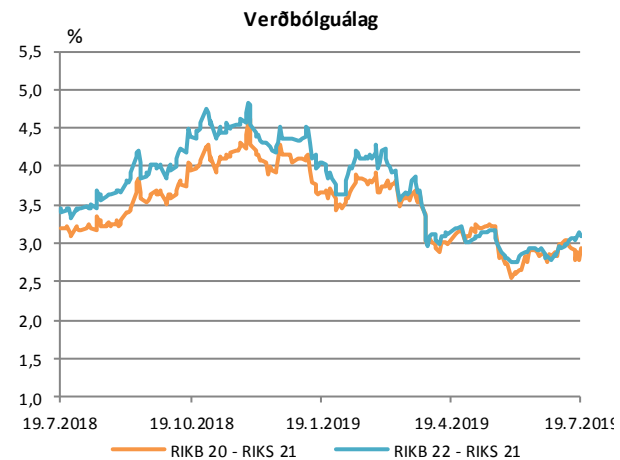
Heimild: Kodiak



— RIKB 19 0226    — RIKB 20 0205    — RIKB 22 1026  
— RIKB 25 0612    — RIKB 28 1115    — RIKB 31 0124



— RIKS 21 0414    — RIKS 26 0216    — RIKS 30 0701



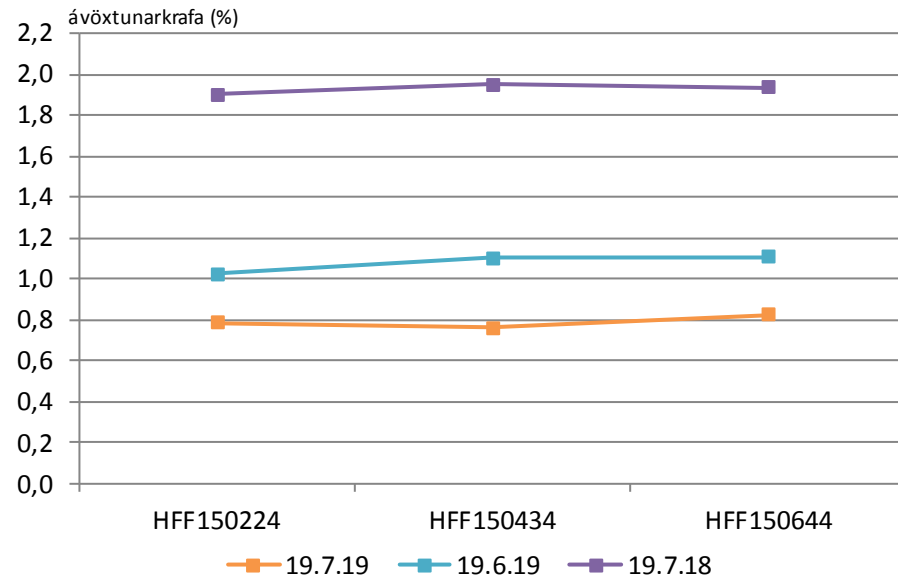
— RIKB 20 - RIKS 21    — RIKB 22 - RIKS 21

# Íbúðabréf

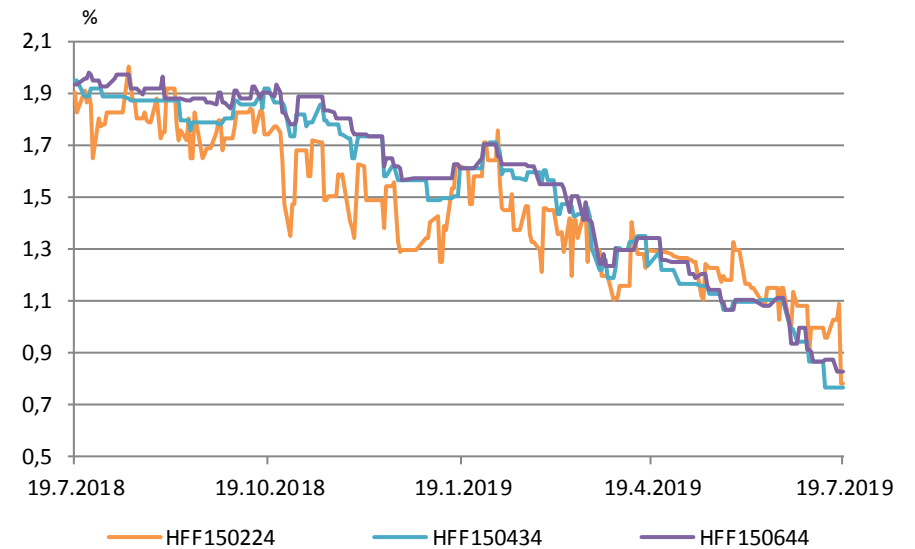
	verð	krafa	velta (ma.kr./viku)	Breyting síðan ...				
				árm.	1V	1M	3M	12M
HFF150224	106,98	0,78	0,0	-0,51	-0,17	-0,24	-0,51	-1,12
HFF150434	123,43	0,76	0,0	-0,80	0,00	-0,34	-0,47	-1,19
HFF150644	139,52	0,82	0,0	-0,75	-0,05	-0,28	-0,52	-1,11

Heimild: Kodiak

## Vaxtaferlar



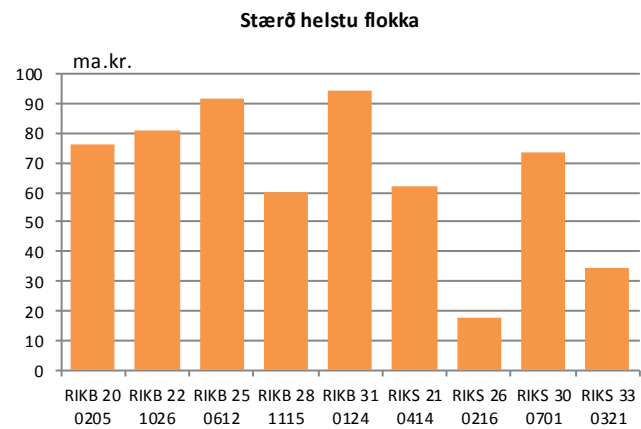
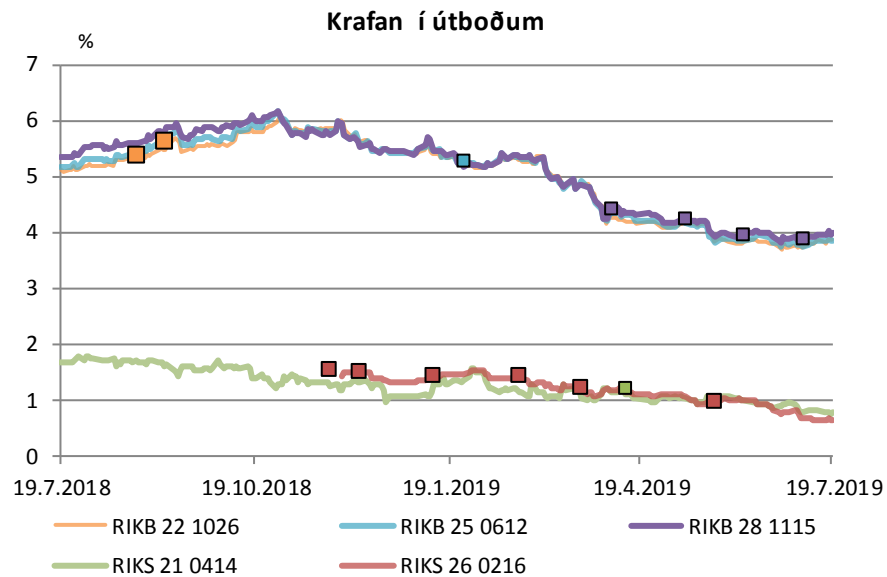
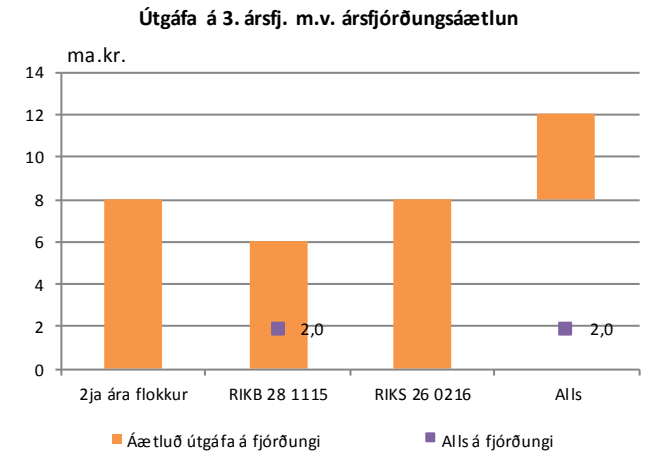
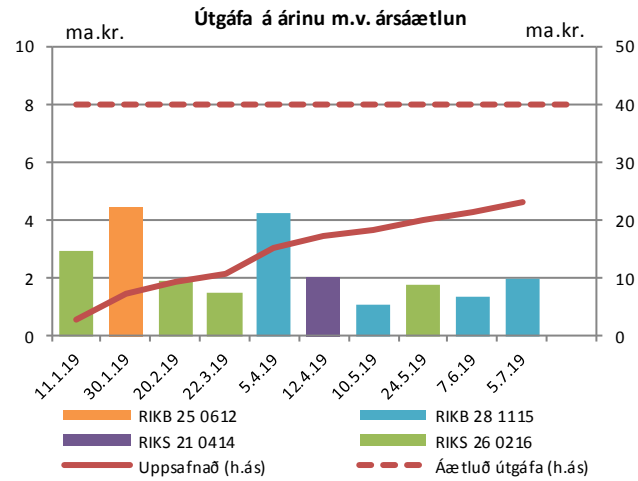
## Þróun á kröfu



# Útboð ríkisbréfa

Seinustu útboð		Tilboð	Samþykkt	Verð	Krafa
Dags	Flokkur				
5.7.19	RIKB 28 1115	4,3	1,8	108,63	3,88
7.6.19	RIKB 28 1115	1,8	1,3	108,20	3,90
24.5.19	RIKS 26 0216	5,4	1,7	103,58	0,95
10.5.19	RIKB 28 1115	3,9	1,0	105,70	4,25
12.4.19	RIKS 21 0414	12,8	1,5	105,05	1,22
5.4.19	RIKB 28 1115	4,1	3,9	104,40	4,42

Að nafnvirði (ma.kr.) Heimild: Lánamál Ríkisins



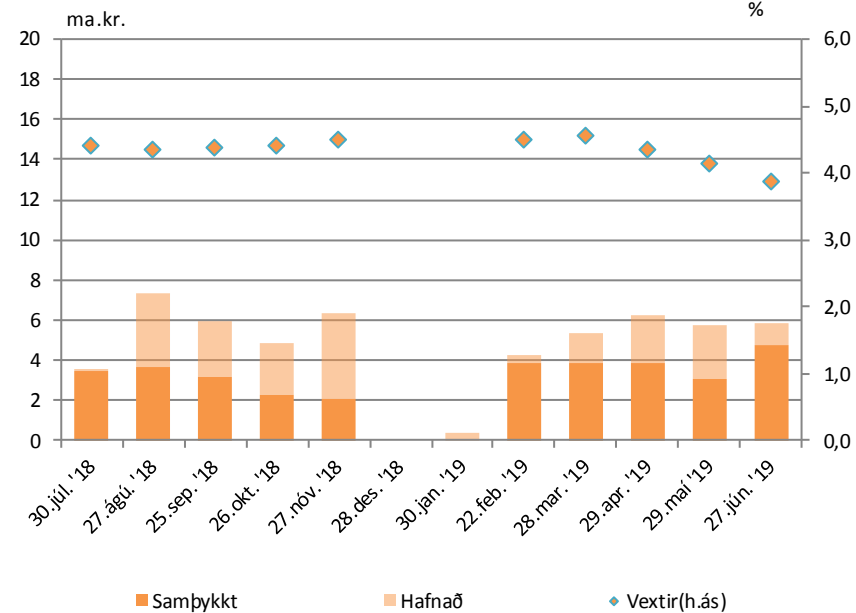


# Útboð ríkisvixla

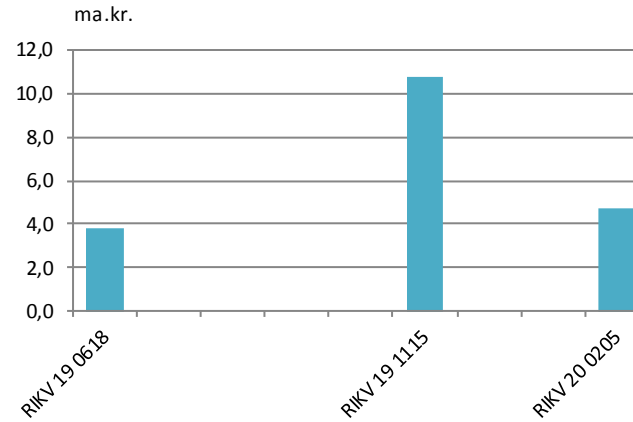
Dags.	Flokkur	Samþykkt	Vextir
27.06.19	RIKV 20 0205	4,7	3,90
29.05.19	RIKV 19 1115	3,1	4,15
29.04.19	RIKV 19 1115	3,8	4,35
28.03.19	RIKV 19 1115	3,8	4,56
22.02.19	RIKV 19 0618	3,8	4,50
30.01.19	RIKV 19 0515	0,0	-

Heimild: Lánamál ríkisins

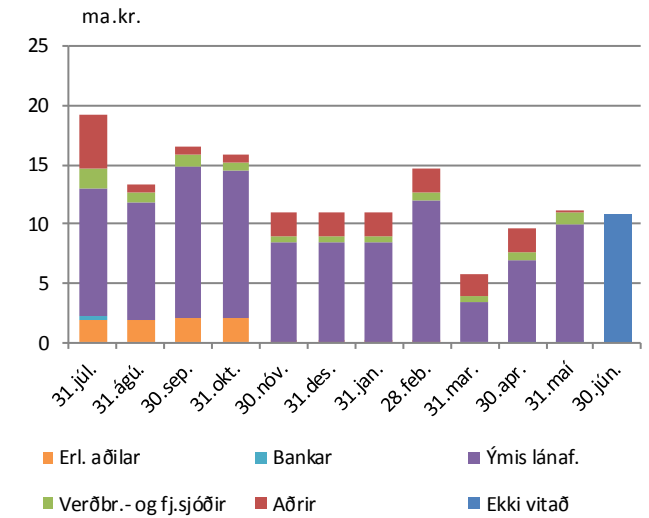
## Niðurstaða útboða



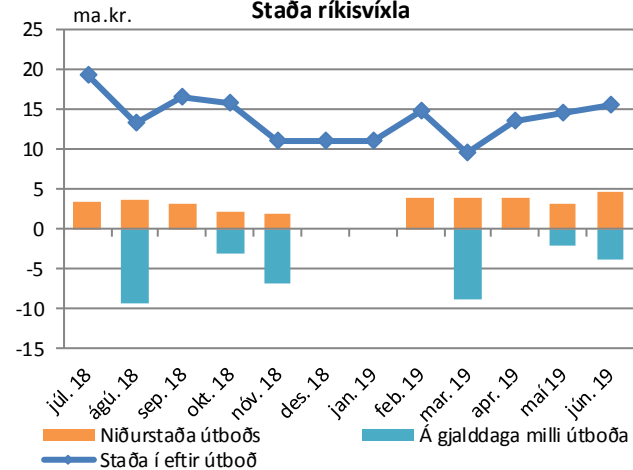
## Útstandandi ríkisvixlar



## Eigendaskipting



## Staða ríkisvixla

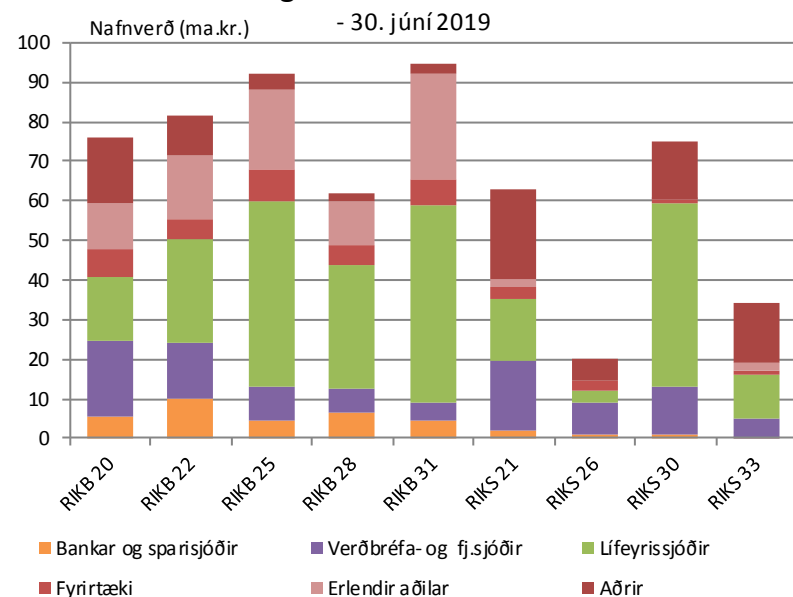


# Eigendaskipti ríkisbréfa

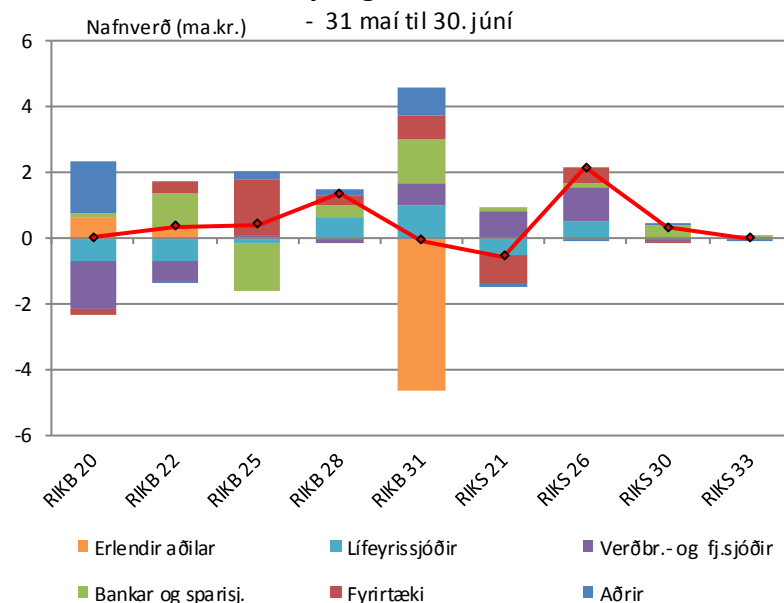
	Eigendaskipting (ma.kr.)									
	RIKB 20	RIKB 22	RIKB 25	RIKB 28	RIKB 31	RIKS 21	RIKS 26	RIKS 30	RIKS 33	Alls
Bankar og sparissjóðir	5,7	10,1	4,7	6,5	4,5	2,1	1,2	0,8	0,1	35,6
Verðbréfa- og fj.sjóðir	18,8	13,9	8,3	5,8	4,5	17,5	7,8	12,3	5,0	93,8
Lífeyrissjóðir	16,5	26,3	46,8	31,4	50,0	15,5	2,8	46,4	11,0	246,6
Fyrirtæki	6,7	5,0	8,5	5,0	6,4	3,2	3,0	1,0	1,2	39,9
Aðrir	16,8	10,0	3,8	2,2	2,2	22,5	5,1	14,5	14,9	92,0
Erlendir aðilar	11,7	16,3	20,0	11,2	27,0	2,2	0,0	0,0	2,0	90,4
Nafnverð alls (ma.kr.)	76,1	81,6	91,9	62,1	94,6	63,0	19,9	75,0	34,2	598,4

Heimild: Lánamál ríkisins

## Eigendur ríkisverðbréfa



## Breyting milli mánaða

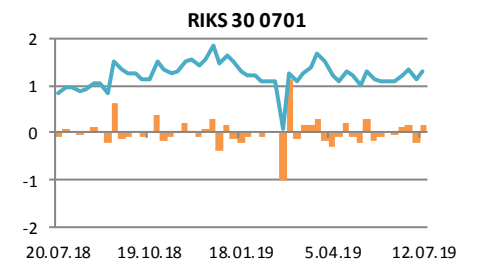
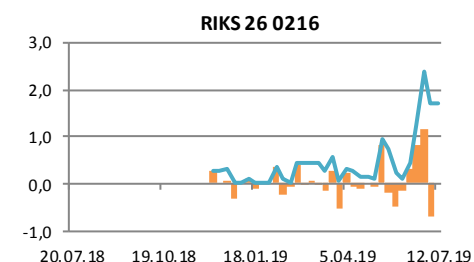
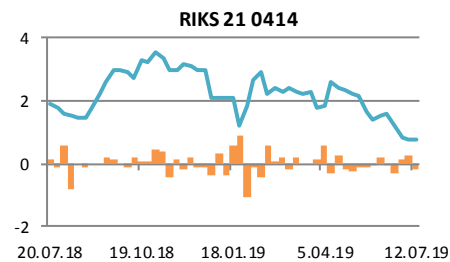
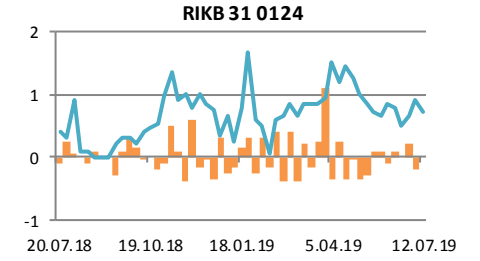
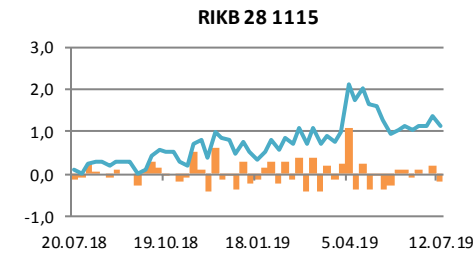
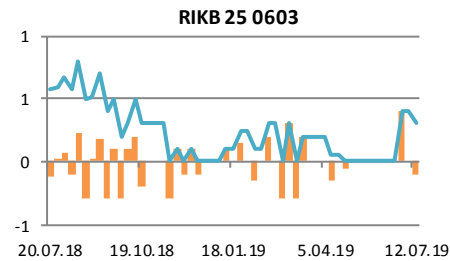
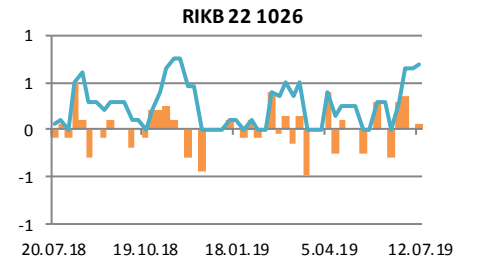
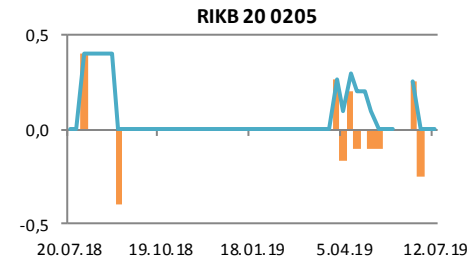
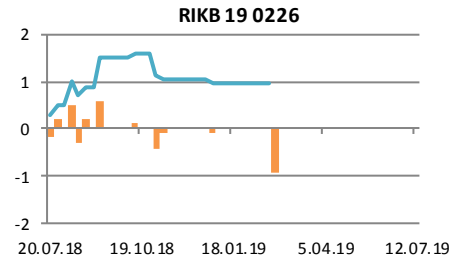
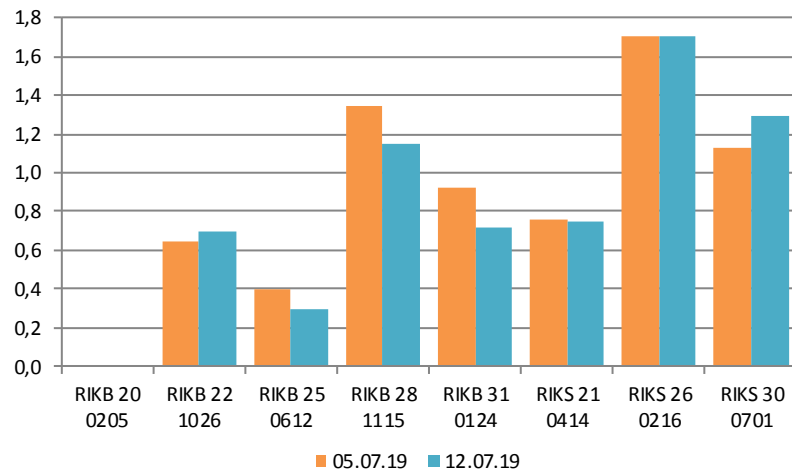


# Verðbréfalán

Flokkur	Nafnverð (m.kr.)	Breyting síðan				
		1V	4V	12V	26V	52V
RIKB 20 0205	0	0	0	-300	0	0
RIKB 22 1026	700	50	700	550	600	650
RIKB 25 0612	300	-100	300	250	200	-275
RIKB 28 1115	1.150	-200	100	-600	800	1.050
RIKB 31 0124	715	-210	-85	-485	-85	315
RIKS 21 0414	745	-15	-855	-1.835	-1.340	-1.180
RIKS 26 0216	1.705	0	1.281			
RIKS 30 0701	1.298	170	220	198	-2	448

Heimild: Lánamál Ríkisins

## Breyting milli vikna



Innihald og form skjals þessa er unnið af starfsmönnum Hagfræðideildar Landsbankans hf. (hagfraedideild@landsbankinn.is) og byggist á aðgengilegum opinberum upplýsingum á þeim tíma sem greiningin var unnin. Mat á þeim upplýsingum endurspeglar skoðanir starfsmanna Hagfræðideildar Landsbankans á þeim degi þegar greiningin er dagsett, en þær geta breyst án fyrirvara.

Landsbankinn hf. og starfsfólk hans taka ekki ábyrgð á viðskiptum sem byggð eru á þeim upplýsingum og skoðunum sem hér eru settar fram.

Bent skal á að Landsbankinn hf. getur á hverjum tíma haft beinna eða óbeinna hagsmuna að gæta, ýmist sjálfur, dótturfélög hans eða fyrir hönd viðskiptamanna, s.s. sem fjárfestir, lánardrottinn eða þjónustuaðili. Greiningar eru engu að síður unnar sjálfstætt af Hagfræðideild Landsbankans og innan Landsbankans eru í gildi reglur um aðskilnað starfssviða sem eru aðgengilegar á vef bankans.

