



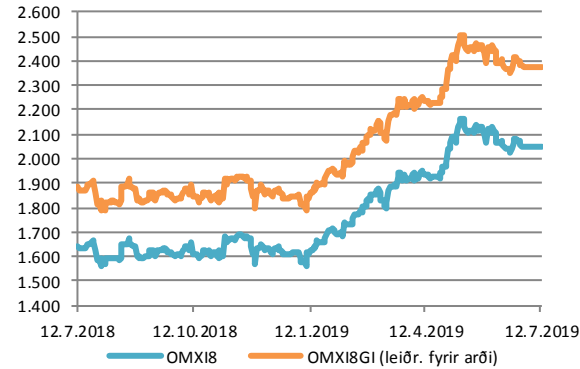
Vikubyrjun
Innlendar markaðsupplýsingar
15. júlí 2019

Hlutabréf

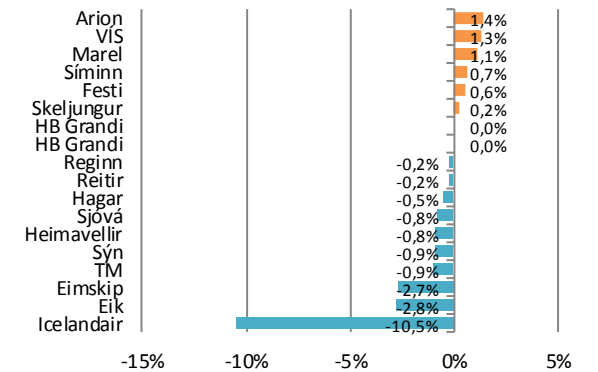
Félag	Verð	Velta (m.kr.)	áramót	Breyting síðan ...			
				1V	1M	3M	12M
OMX18	2046,7	34.836	26,8%	0,0%	-0,6%	5,8%	24,4%
OMX18GI	2374,6		28,6%	0,0%	-0,6%	6,0%	26,1%
Marel	554,0	611	52,0%	1,1%	0,1%	6,5%	47,3%
Icelandair	9,2	888	-3,9%	-10,5%	-16,7%	-4,7%	-5,1%
Eimskip	178,5	170,1	-20,1%	-2,7%	-6,3%	2,9%	-11,6%
HB Grandi	33,5	157	2,5%	0,0%	1,2%	10,2%	2,2%
Hagar	42,8	1.251	-8,2%	-0,5%	4,6%	-3,9%	-3,4%
Festi	126,0	179	9,1%	0,6%	4,6%	7,7%	21,2%
Skeljungur	8,2	258	14,1%	0,2%	-0,5%	3,4%	33,0%
Sýn	33,9	21	-18,9%	-0,9%	-5,8%	5,6%	-47,8%
Síminn	4,6	705	23,2%	0,7%	2,7%	13,4%	10,7%
Origo	25,0	4	8,8%	0,0%	-3,7%	19,0%	39,0%
Arion	77,6	28.516	17,5%	1,4%	-1,3%	1,4%	-3,2%
Sjóvá	18,4	78	36,7%	-0,8%	-0,8%	4,0%	27,4%
VÍS	12,8	195	38,6%	1,3%	-0,2%	3,4%	23,7%
TM	32,1	16	27,5%	-0,9%	-5,7%	-0,8%	0,0%
Reginn	21,8	356	3,3%	-0,2%	-3,1%	5,3%	6,1%
Reitir	84,6	878	17,7%	-0,2%	-0,7%	10,7%	7,7%
Eik	8,5	552	5,7%	-2,8%	-6,9%	1,2%	0,8%
Heimavellir	1,2	56,3	4,4%	-0,8%	-1,7%	-7,8%	-0,8%

Leiðrétt fyrir arðgreiðslum. Heimild: Kodiak, útreikningar Hagfræðideildar

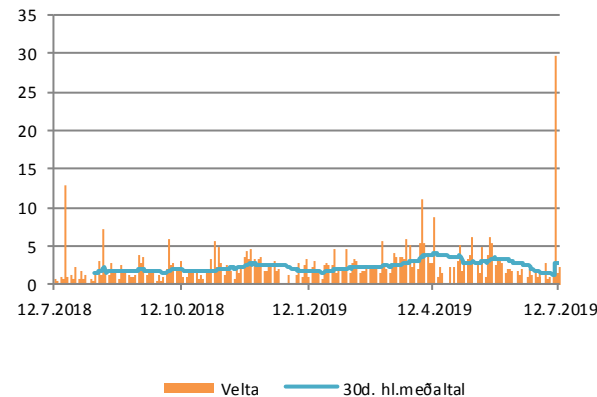
Úrvalsvísitalan



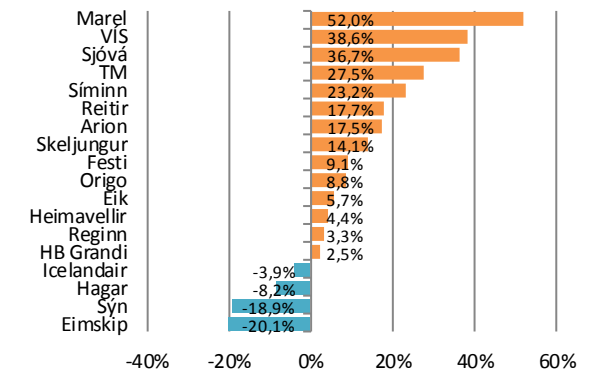
Breyting í vikunni



Velta



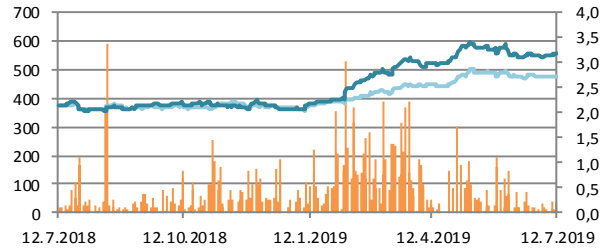
Frá áramótum



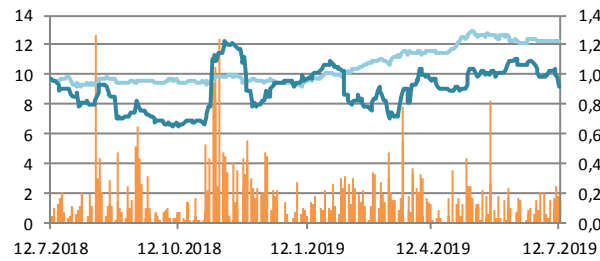
Hlutabréf

— Velta (h.ás, ma.kr./dag)
— Verð
— OMXIB

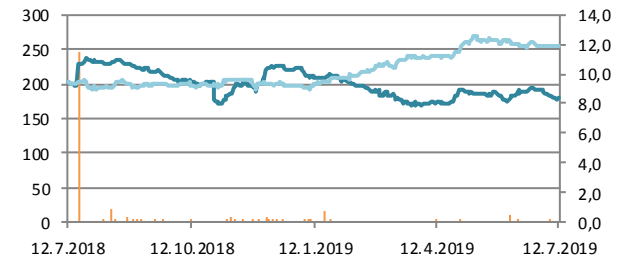
Marel



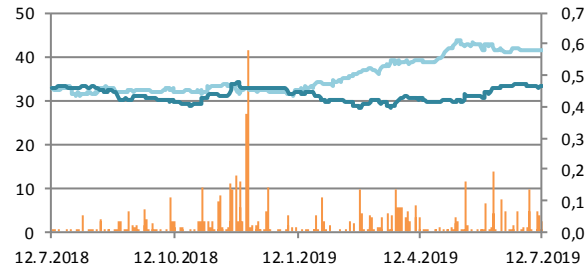
Icelandair



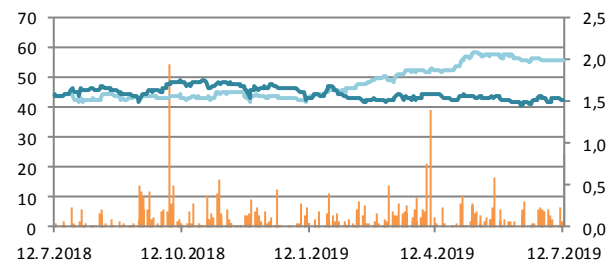
Eimskip



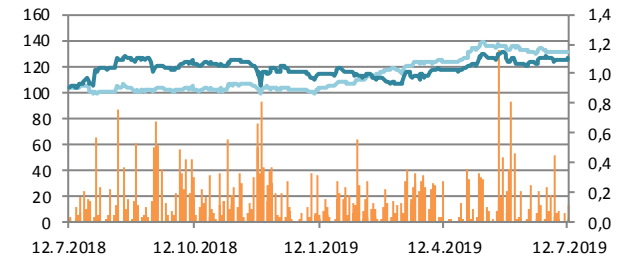
HB Grandi



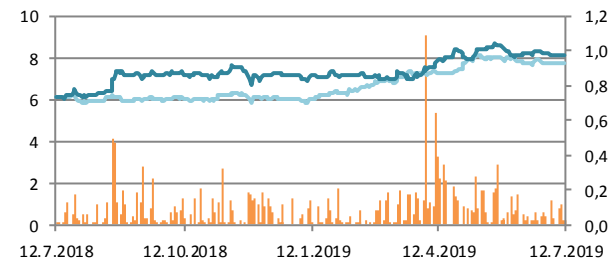
Hagar



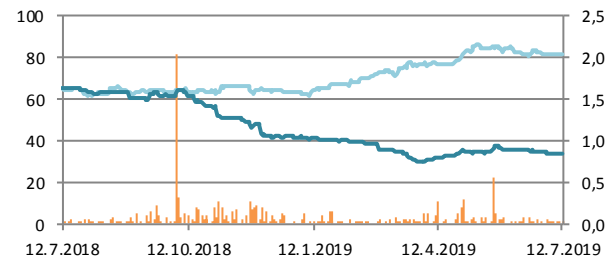
Festi



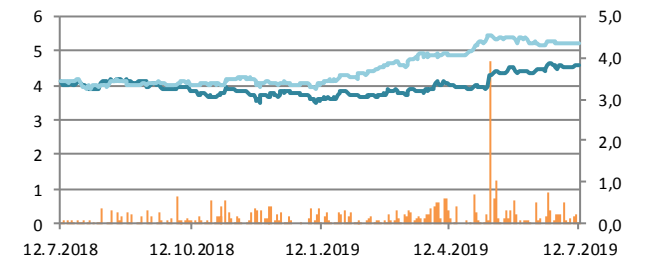
Skeljungur



Sýn



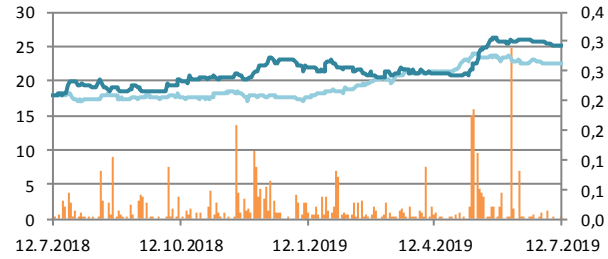
Síminn



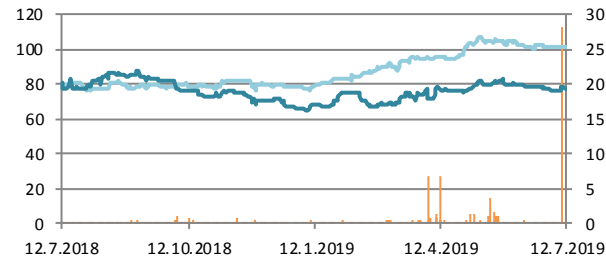
Hlutabréf

— Velta (h.ás, ma.kr./dag)
— Verð
— OMXIB

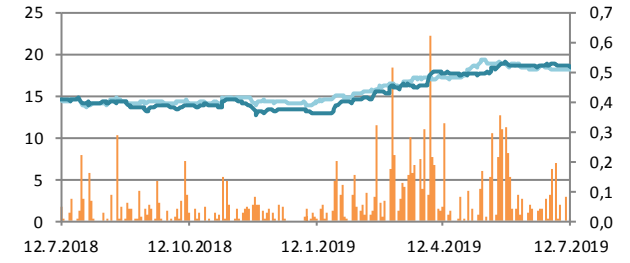
Origo



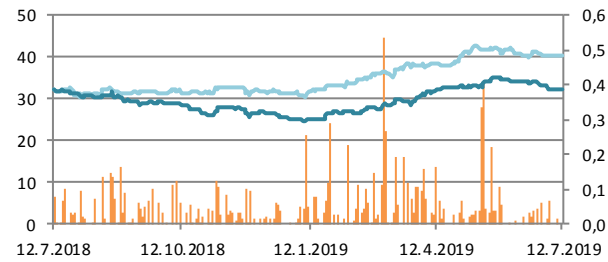
Arion



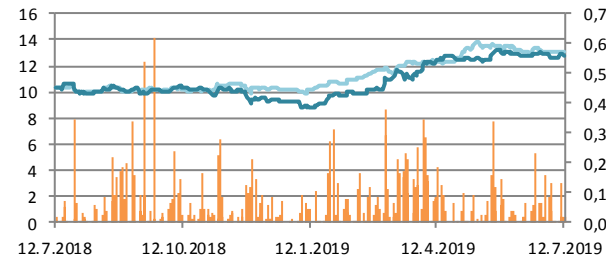
Sjóvá



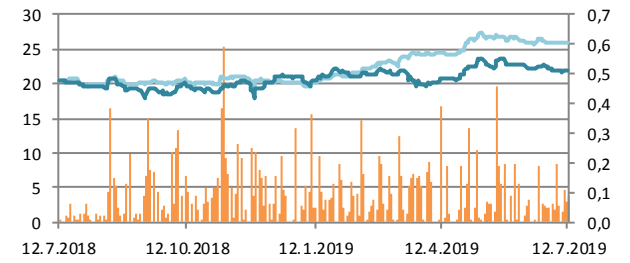
TM



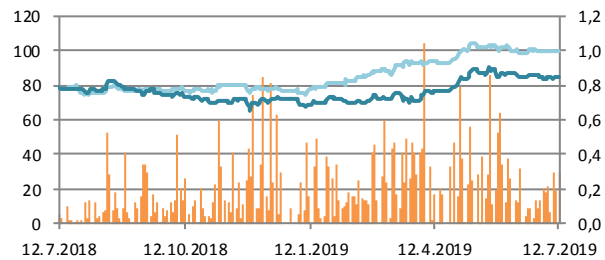
VÍS



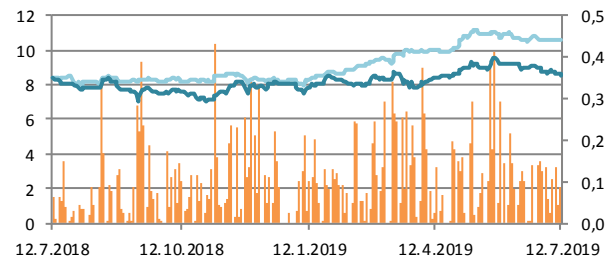
Reginn



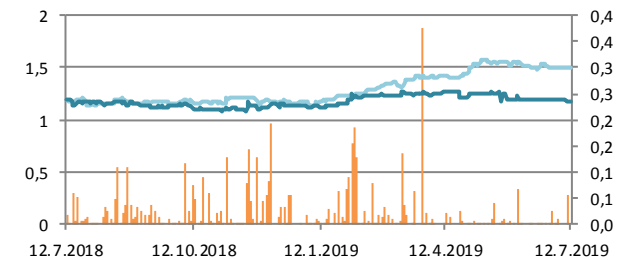
Reitir



Eik



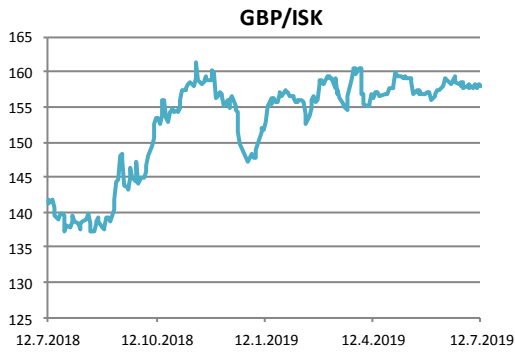
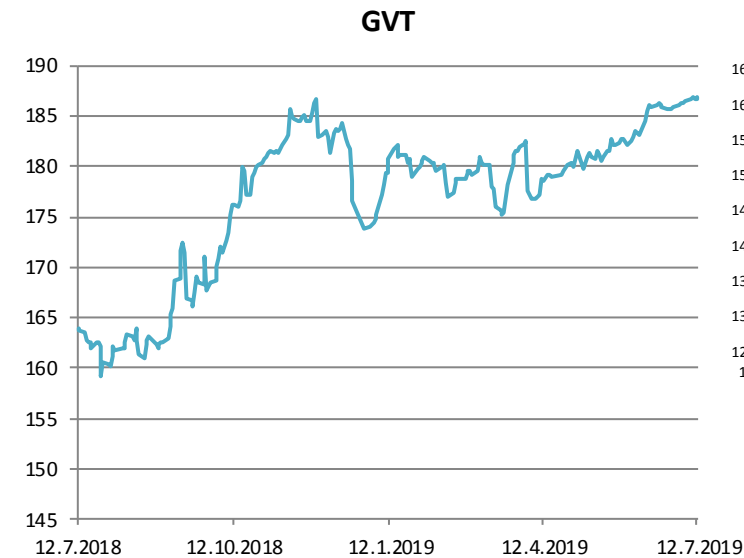
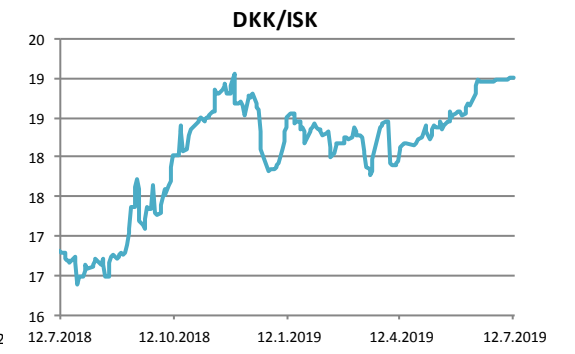
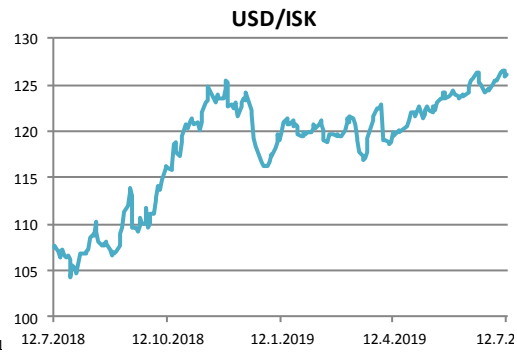
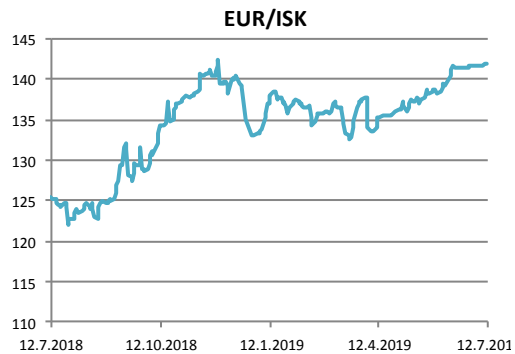
Heimavellir



Gjaldeyrismarkaðurinn

Gengi ISK	12.júl	Breyting síðan ...				
		áramót	1V	1M	3M	12M
GVT	186,9	7,4%	0,2%	0,7%	4,7%	14,0%
EUR	141,9	6,5%	0,1%	0,4%	5,0%	13,2%
USD	126,1	8,4%	0,2%	0,9%	5,5%	17,4%
GBP	158,0	6,5%	0,1%	-0,8%	1,0%	11,3%
SEK	13,5	3,3%	0,1%	1,7%	4,3%	10,9%
DKK	19,0	6,5%	0,1%	0,4%	4,9%	13,0%
NOK	14,8	10,2%	0,3%	2,2%	5,0%	11,4%
JPY	1,16	10,0%	-0,1%	0,9%	8,9%	21,9%

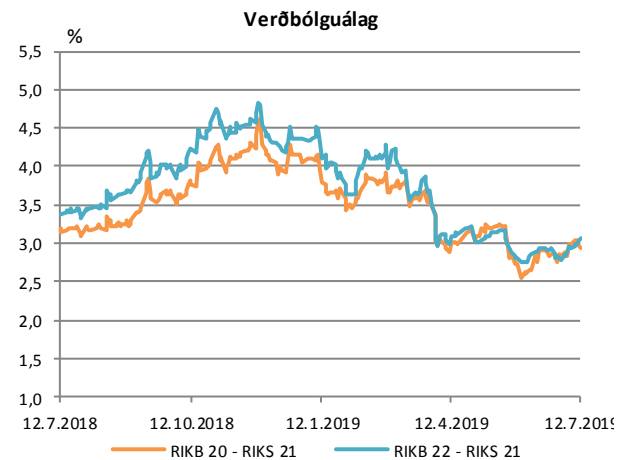
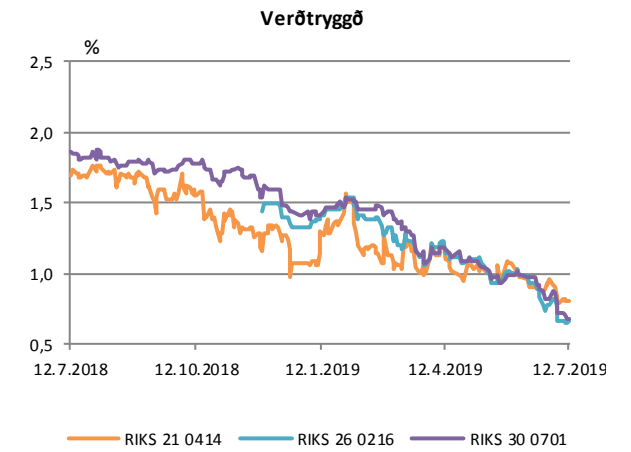
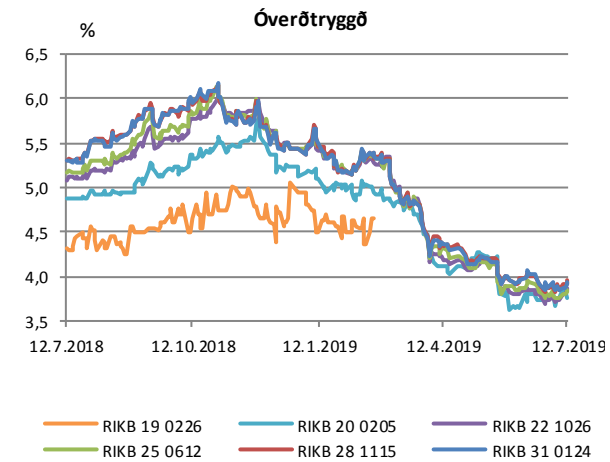
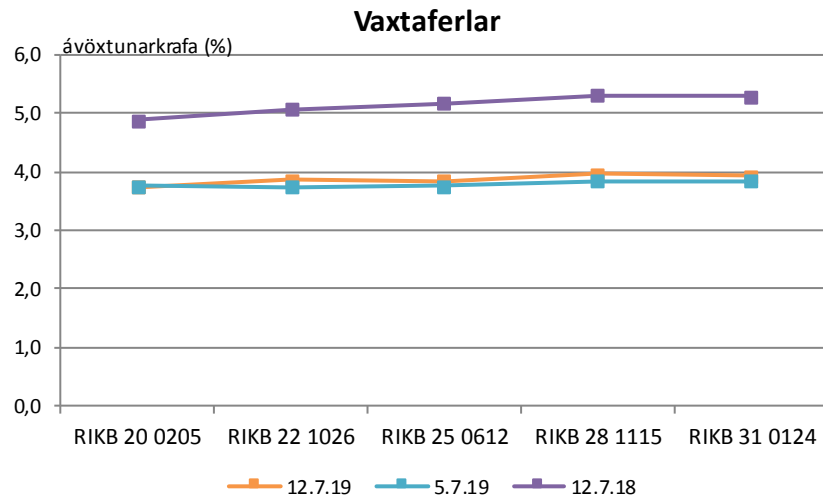
Miðgengi Seðlabanka Íslands. Heimild: Kodiak



Ríkisbréf

	verð	krafa	velta (ma.kr./viku)	Breyting síðan ...				
				árm.	1V	1M	3M	12M
RIKB 20 0205	101,33	3,75	1,8	-1,38	-0,02	0,03	-0,37	-1,14
RIKB 22 1026	110,20	3,87	2,0	-1,57	0,13	0,01	-0,32	-1,21
RIKB 25 0612	121,61	3,84	0,9	-1,59	0,08	-0,07	-0,47	-1,34
RIKB 28 1115	107,95	3,96	2,2	-1,49	0,11	-0,06	-0,38	-1,35
RIKB 31 0124	123,49	3,92	0,9	-1,52	0,08	-0,08	-0,43	-1,38
RIKS 21 0414	105,17	0,81	0,8	-0,26	0,02	-0,16	-0,30	-0,89
RIKS 26 0216	105,41	0,66	0,2	-0,67	0,00	-0,33	-0,49	
RIKS 30 0701	127,05	0,68	0,1	-0,73	-0,05	-0,29	-0,49	-1,18

Heimild: Kodiak

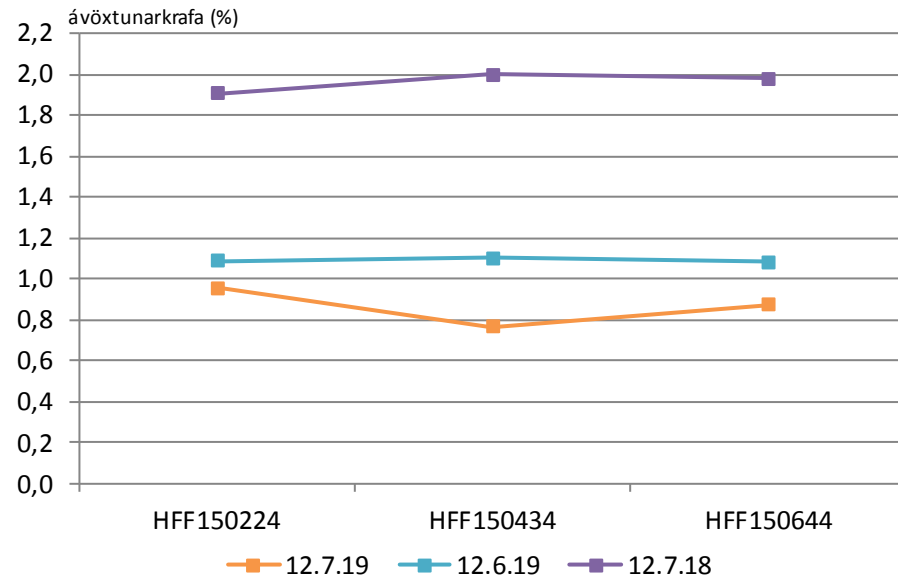


Íbúðabréf

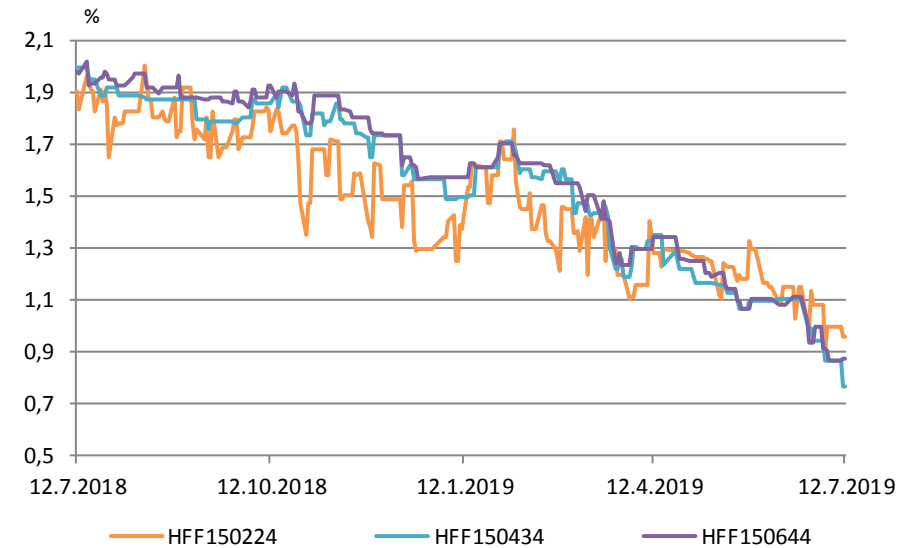
	verð	krafa	velta (ma.kr./viku)	árm.	Breyting síðan ...			
					1V	1M	3M	12M
HFF150224	106,61	0,95	0,0	-0,34	-0,04	-0,13	-0,32	-0,95
HFF150434	123,46	0,77	0,0	-0,80	-0,10	-0,34	-0,59	-1,23
HFF150644	138,76	0,87	0,1	-0,70	0,01	-0,21	-0,47	-1,11

Heimild: Kodiak

Vaxtaferlar



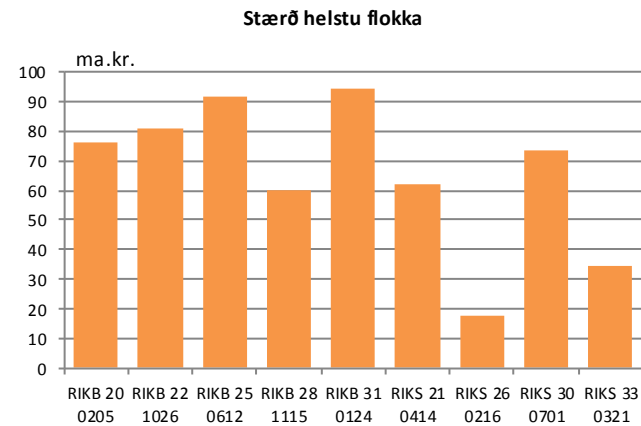
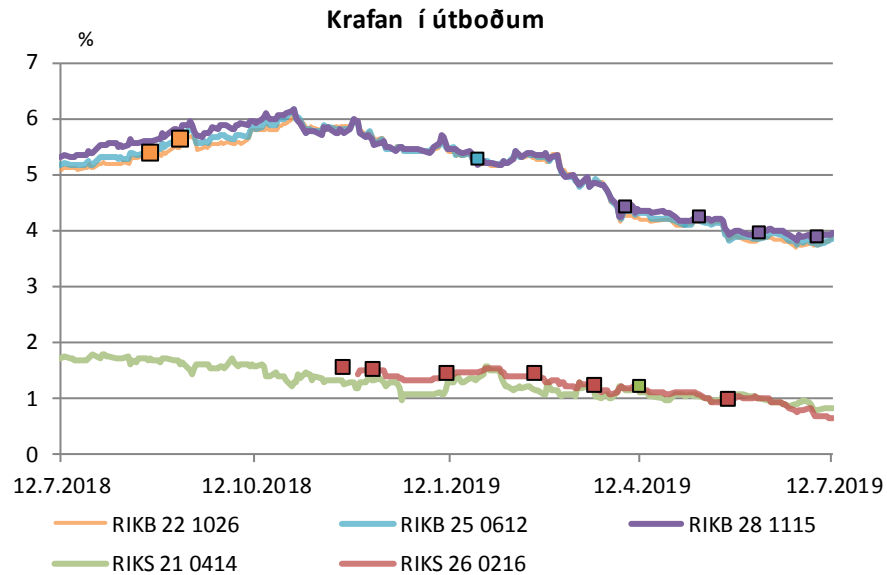
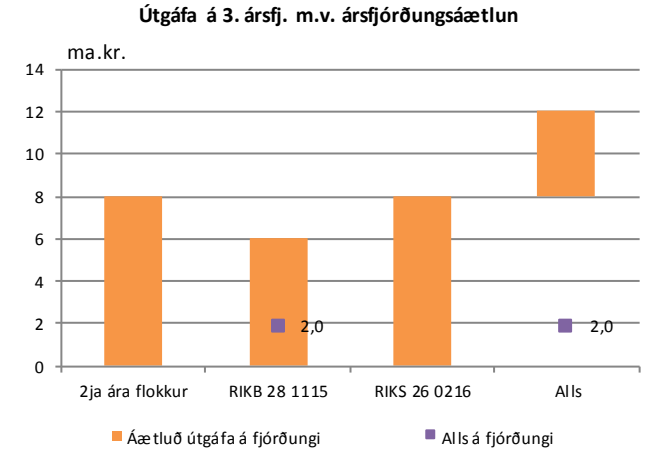
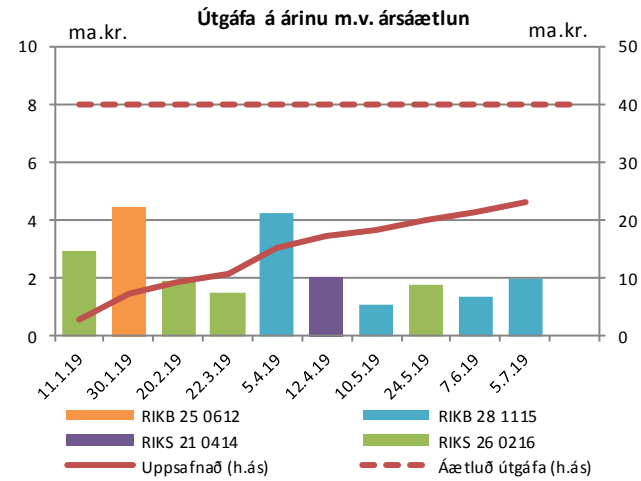
Þróun á kröfu



Útboð ríkisbréfa

Seinustu útboð		Tilboð	Samþykkt	Verð	Krafa
Dags	Flokkur				
5.7.19	RIKB 28 1115	4,3	1,8	108,63	3,88
7.6.19	RIKB 28 1115	1,8	1,3	108,20	3,90
24.5.19	RIKS 26 0216	5,4	1,7	103,58	0,95
10.5.19	RIKB 28 1115	3,9	1,0	105,70	4,25
12.4.19	RIKS 21 0414	12,8	1,5	105,05	1,22
5.4.19	RIKB 28 1115	4,1	3,9	104,40	4,42

Að nafnvirði (ma.kr.) Heimild: Lánamál Ríkisins

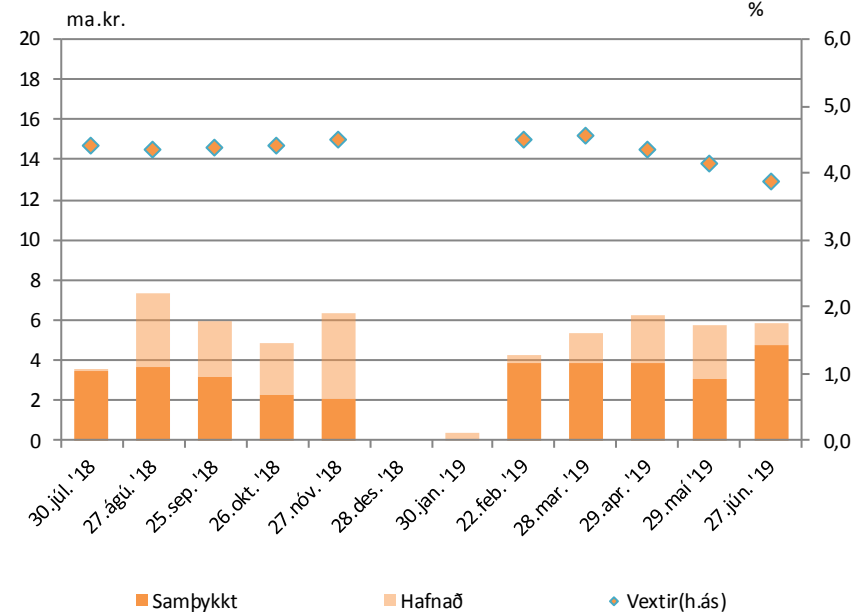


Útboð ríkisvígla

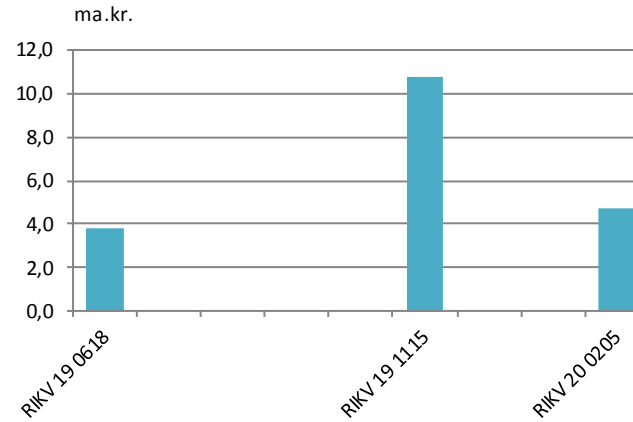
Dags.	Flokkur	Samþykkt	Vextir
27.06.19	RIKV 20 0205	4,7	3,90
29.05.19	RIKV 19 1115	3,1	4,15
29.04.19	RIKV 19 1115	3,8	4,35
28.03.19	RIKV 19 1115	3,8	4,56
22.02.19	RIKV 19 0618	3,8	4,50
30.01.19	RIKV 19 0515	0,0	-

Heimild: Lánamál ríkisins

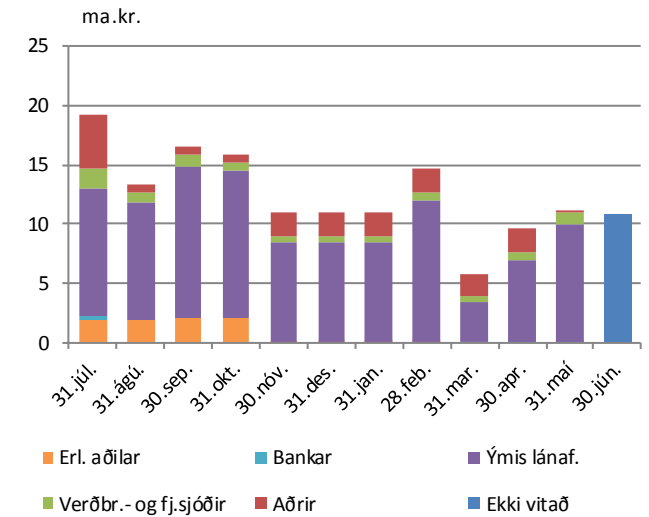
Niðurstaða útboða



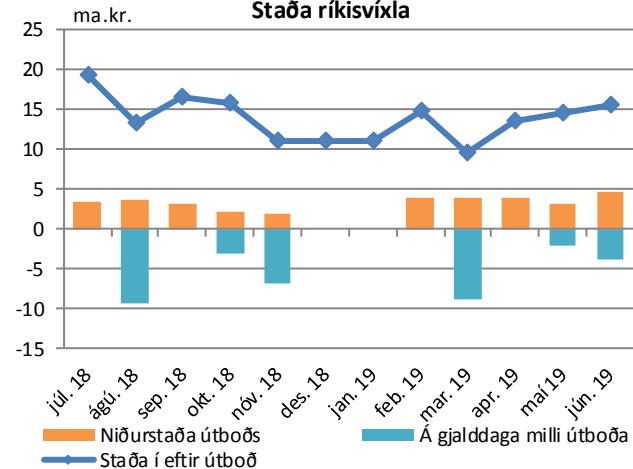
Útstandandi ríkisvíglar



Eigendaskipting



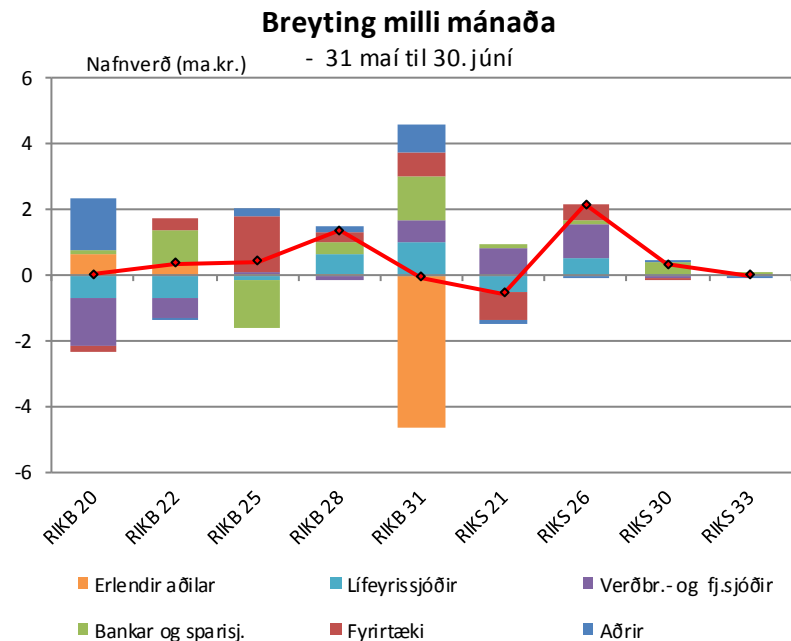
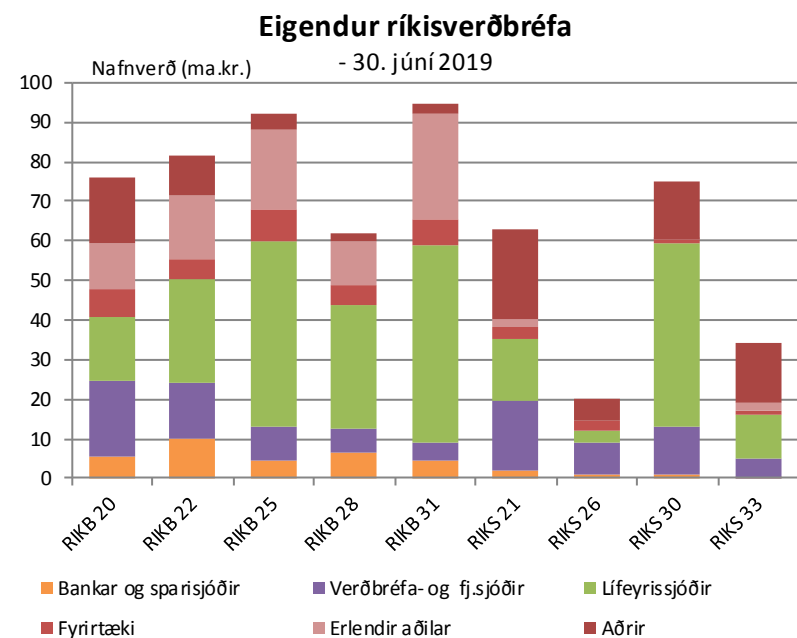
Staða ríkisvígla



Eigendaskipti ríkisbréfa

	Eigendaskipting (ma.kr.)									
	RIKB 20	RIKB 22	RIKB 25	RIKB 28	RIKB 31	RIKS 21	RIKS 26	RIKS 30	RIKS 33	Alls
Bankar og sparissjóðir	5,7	10,1	4,7	6,5	4,5	2,1	1,2	0,8	0,1	35,6
Verðbréfa- og fj.sjóðir	18,8	13,9	8,3	5,8	4,5	17,5	7,8	12,3	5,0	93,8
Lífeyrissjóðir	16,5	26,3	46,8	31,4	50,0	15,5	2,8	46,4	11,0	246,6
Fyrirtæki	6,7	5,0	8,5	5,0	6,4	3,2	3,0	1,0	1,2	39,9
Aðrir	16,8	10,0	3,8	2,2	2,2	22,5	5,1	14,5	14,9	92,0
Erlendir aðilar	11,7	16,3	20,0	11,2	27,0	2,2	0,0	0,0	2,0	90,4
Nafnverð alls (ma.kr.)	76,1	81,6	91,9	62,1	94,6	63,0	19,9	75,0	34,2	598,4

Heimild: Lánamál ríkisins

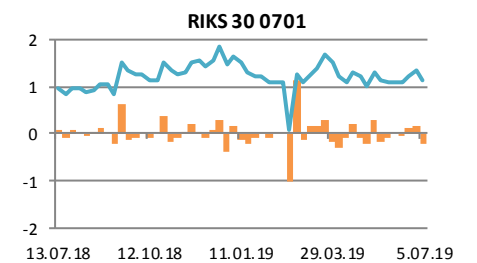
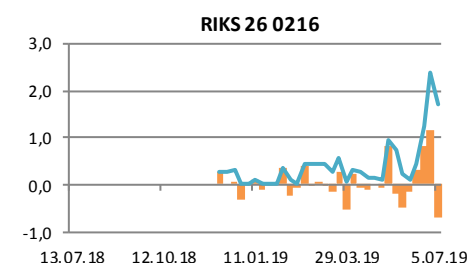
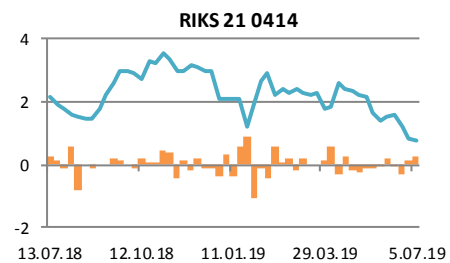
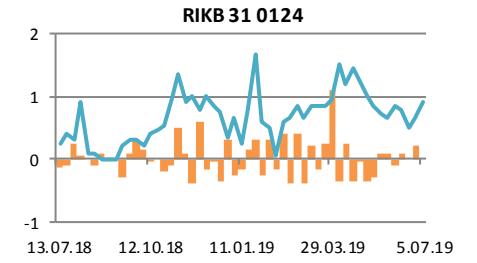
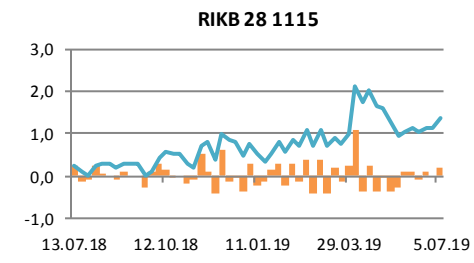
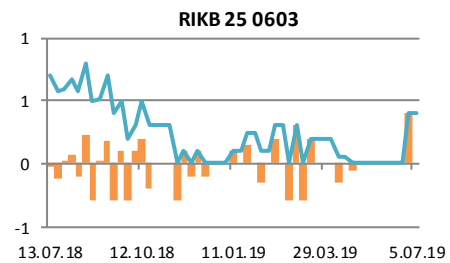
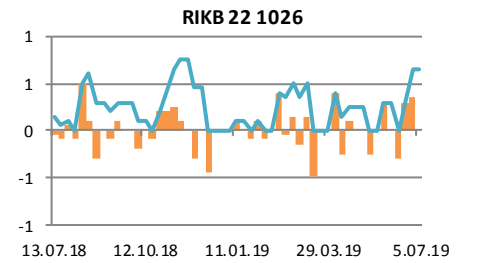
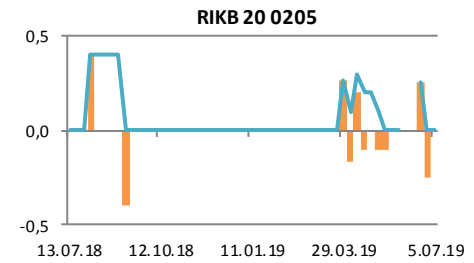
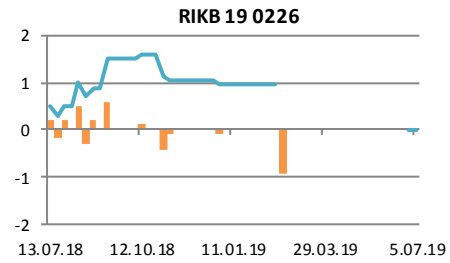
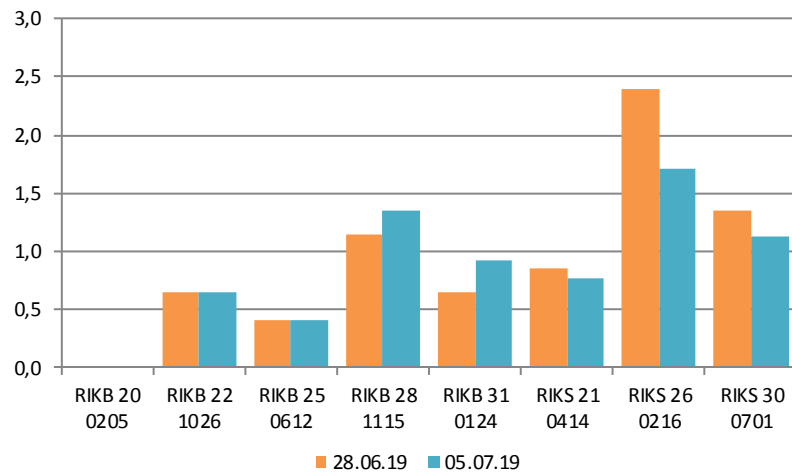


Verðbréfalán

Flokkur	Nafnverð (m.kr.)	Breyting síðan				
		1V	4V	12V	26V	52V
RIKB 20 0205	0	0	0	-100	0	0
RIKB 22 1026	650	0	350	250	550	500
RIKB 25 0612	400	0	400	200	300	-300
RIKB 28 1115	1.350	200	200	-750	850	1.125
RIKB 31 0124	925	275	75	-575	675	675
RIKS 21 0414	760	-90	-740	-1.080	-1.325	-1.390
RIKS 26 0216	1.705	-690	1.611			
RIKS 30 0701	1.128	-230	48	-72	-372	178

Heimild: Lánamál Ríkisins

Breyting milli vikna



Innihald og form skjals þessa er unnið af starfsmönnum Hagfræðideildar Landsbankans hf. (hagfraedideild@landsbankinn.is) og byggist á aðgengilegum opinberum upplýsingum á þeim tíma sem greiningin var unnin. Mat á þeim upplýsingum endurspeglar skoðanir starfsmanna Hagfræðideildar Landsbankans á þeim degi þegar greiningin er dagsett, en þær geta breyst án fyrirvara.

Landsbankinn hf. og starfsfólk hans taka ekki ábyrgð á viðskiptum sem byggð eru á þeim upplýsingum og skoðunum sem hér eru settar fram.

Bent skal á að Landsbankinn hf. getur á hverjum tíma haft beinna eða óbeinna hagsmuna að gæta, ýmist sjálfur, dótturfélög hans eða fyrir hönd viðskiptamanna, s.s. sem fjárfestir, lánardrottinn eða þjónustuaðili. Greiningar eru engu að síður unnar sjálfstætt af Hagfræðideild Landsbankans og innan Landsbankans eru í gildi reglur um aðskilnað starfssviða sem eru aðgengilegar á vef bankans.

