



---

**Vikubyrjun**  
**Erlendar markaðsupplýsingar**  
**15. júlí 2019**

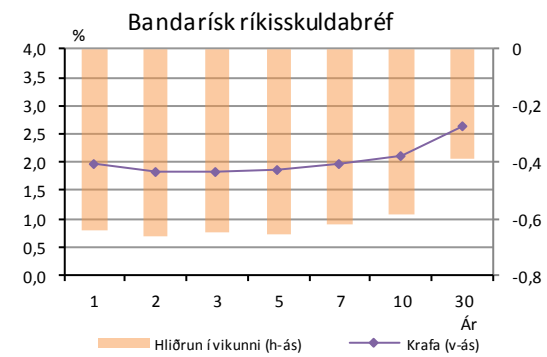
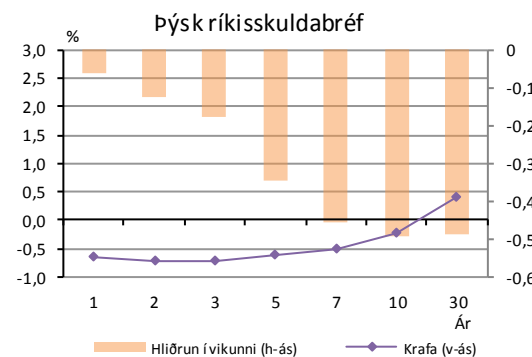
---

---

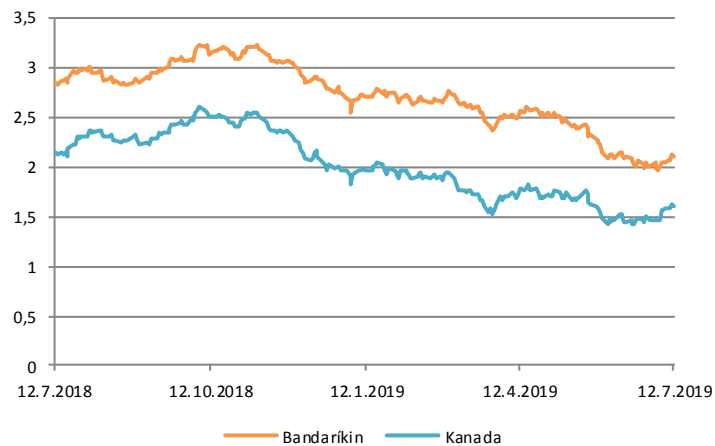
# Ríkisskuldabréf

Ávöxtunarkrafa 10 ára bréf	%	Breyting síðan ...				
		Áram.	1V	1M	3M	12M
Þýskaland	-0,25	-0,49	0,11	-0,55	-0,71	-0,54
Frakkland	0,07	-0,64	0,15	-0,62	-0,76	-0,57
Bretland	0,84	-0,43	0,10	-0,53	-0,75	-0,45
Bandaríkin	2,11	-0,59	0,06	-0,91	-0,97	-0,75
Kanada	1,61	-0,36	0,04	-0,66	-0,90	-0,54
Portugal	0,65	-1,07	0,21	-1,18	-1,25	-1,10
Ítalía	1,73	-1,04	-0,01	-1,48	-1,56	-0,91
Spánn	0,57	-0,85	0,24	-0,94	-0,96	-0,72
Grikkland	2,35	-2,03	0,19	-1,92	-1,85	-1,52

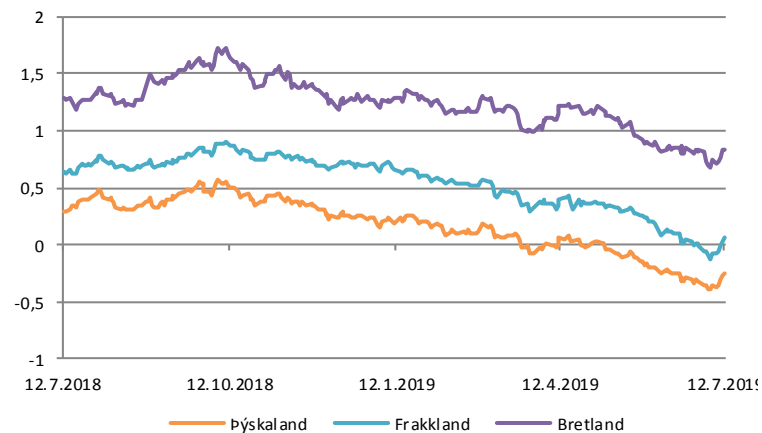
Heimild: Thomson Reuters Eikon



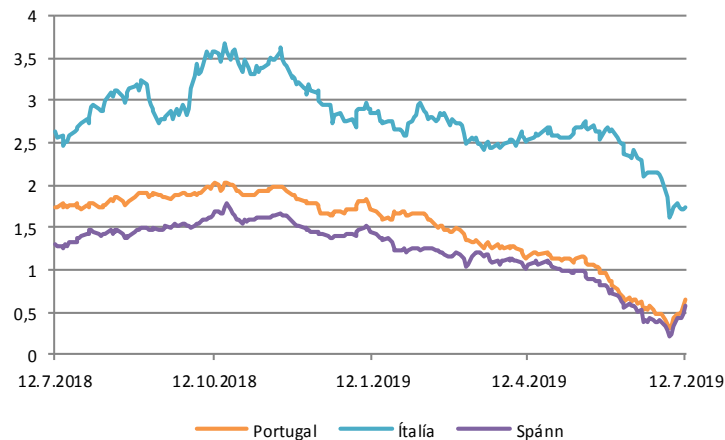
Norður Ameríka



Kjarnaríki Evrópu



Jaðarríki Evrópu

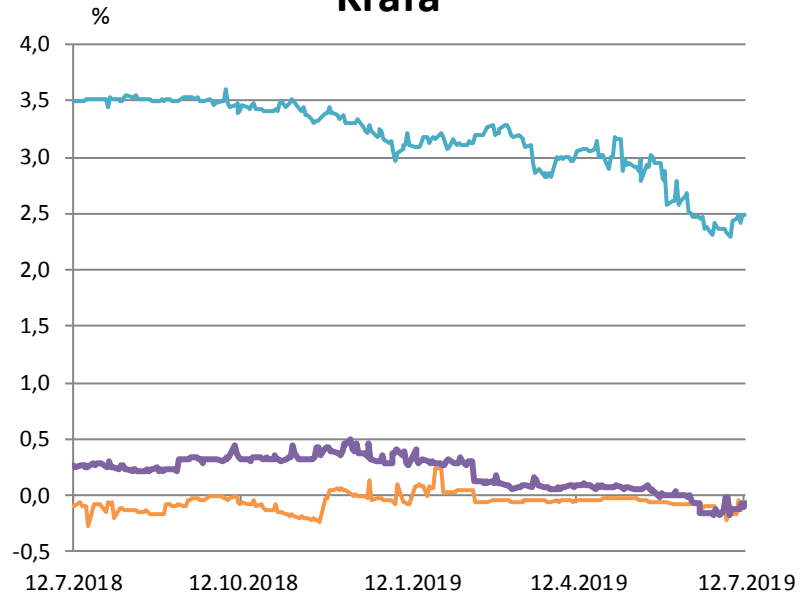


# Erlend skuldabréf ríkissjóðs

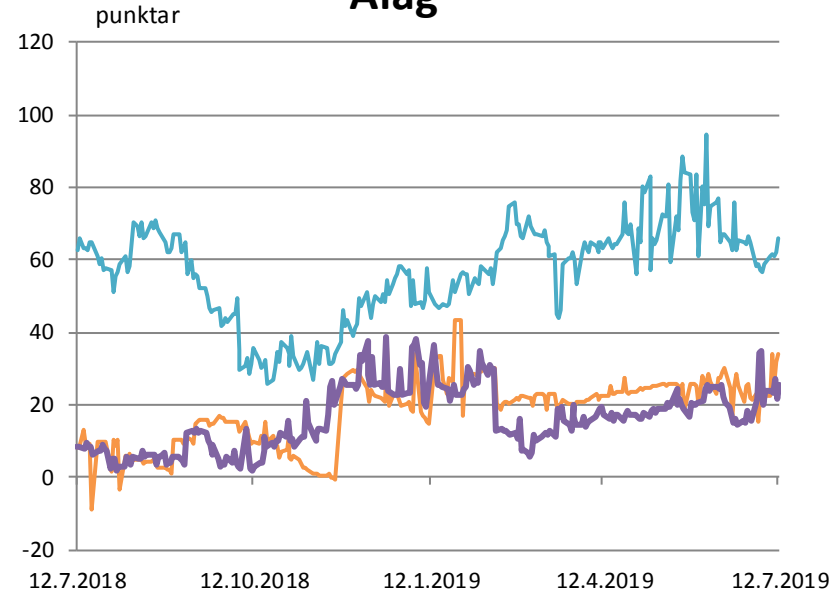
	Útgefið (m)	Eftirstöðvar (m)	Krafa (%)	álag* (punktar)	áram.	Breyting á álagi síðan ...			
						1V	1M	3M	12M
EUR 2,5% 15 Jul 2020	750	292	-0,060	34	14	12	6	19	26
USD 5,875% 11 May 2022	1.000	92	2,494	66	10	7	23	21	3
EUR 0,5% 20 Dec 2022	500	500	-0,074	26	2	2	0	21	17

\*) álag á þýskt/bandarísk ríkisskuldabréf (z-curve) Heimild: Thomson Reuters Eikon

## Krafa



## Álag

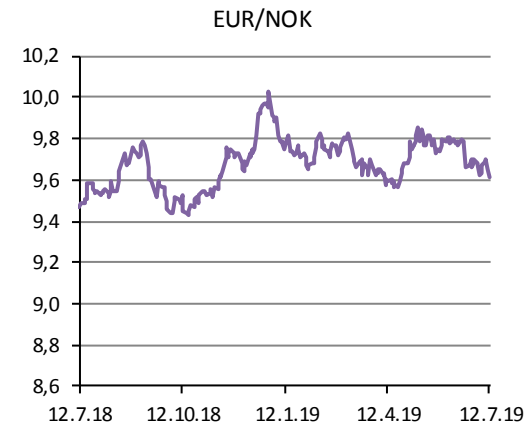
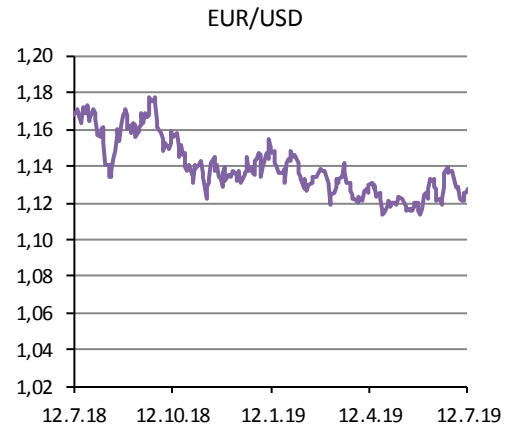
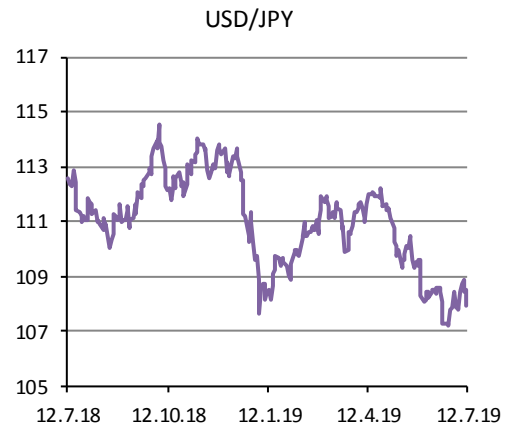
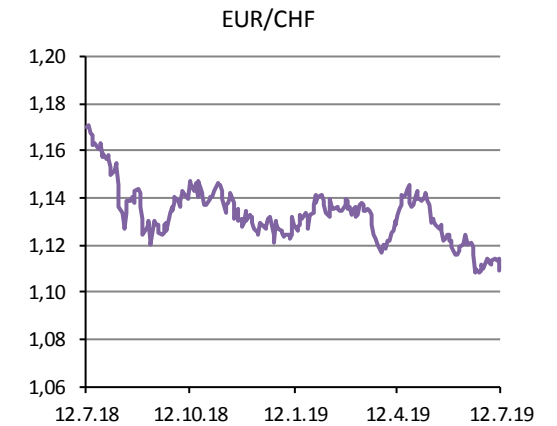
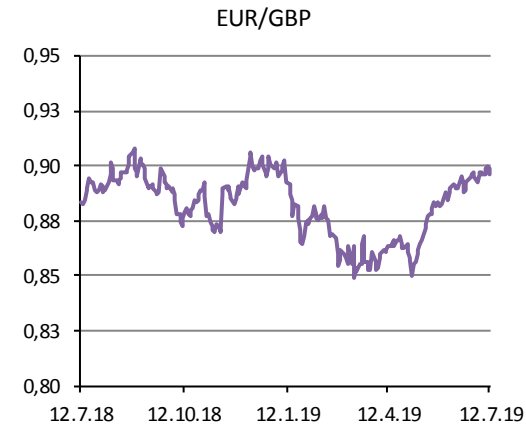


— EUR 2,5% 15 Jul 2020 — USD 5,875% 11 May 2022 — EUR 0,5% 20 Dec 2022 — EUR 2,5% 15 Jul 2020 — USD 5,875% 11 May 2022 — EUR 0,5% 20 Dec 2022

# Gjaldmiðlakrossar

	12.júl	Áramót	Breyting síðan ...			
			1V	1M	3M	12M
EUR/USD	<b>1,13</b>	-1,7%	0,4%	-0,4%	-2,7%	-3,4%
EUR/GBP	<b>0,90</b>	-0,3%	0,0%	1,0%	1,0%	1,4%
EUR/CHF	<b>1,11</b>	-1,5%	-0,4%	-1,9%	-2,6%	-5,2%
USD/JPY	<b>107,9</b>	-1,5%	-0,5%	-4,9%	-5,3%	-4,1%
EUR/NOK	<b>9,62</b>	-3,0%	-0,6%	-1,1%	1,9%	1,6%
EUR/SEK	<b>10,57</b>	4,1%	-0,3%	2,6%	2,1%	2,1%

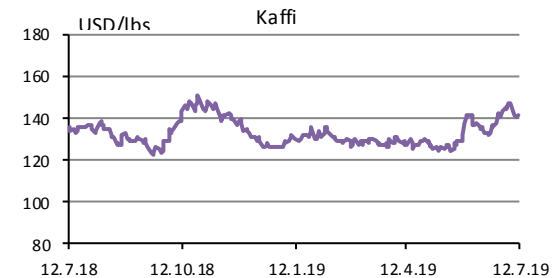
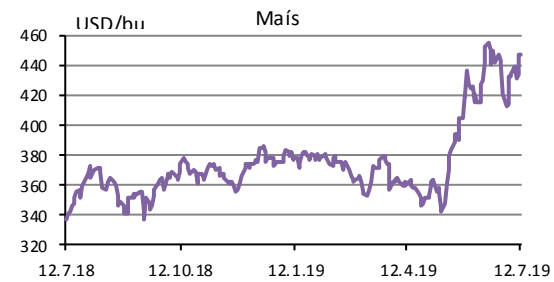
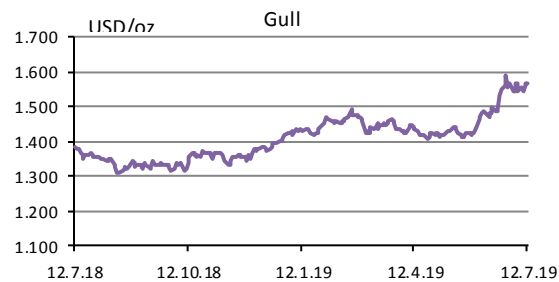
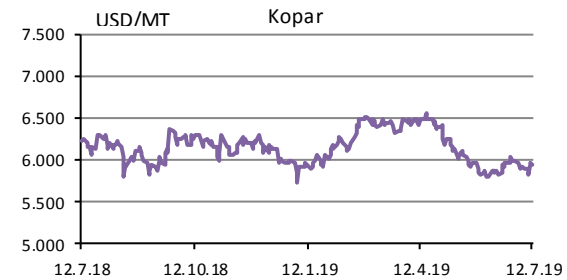
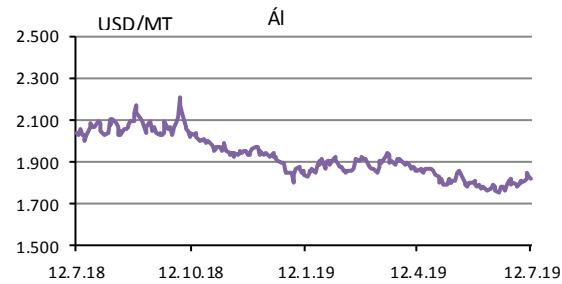
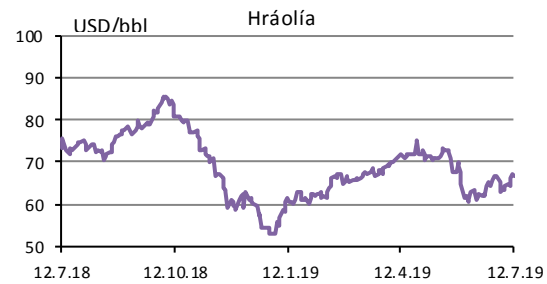
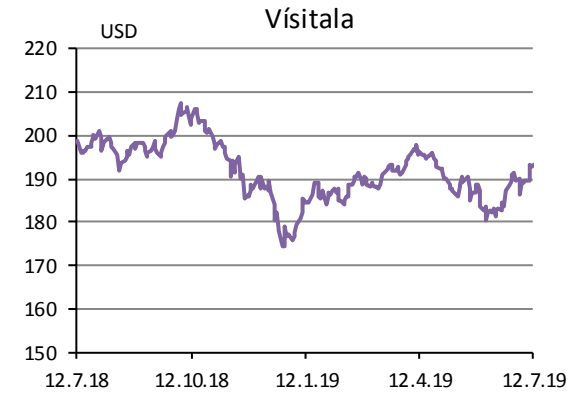
Heimild: Thomson Reuters Eikon



# Hrávörur

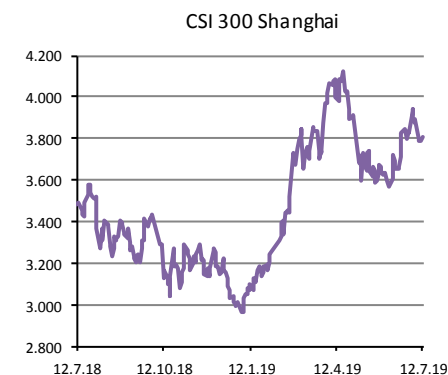
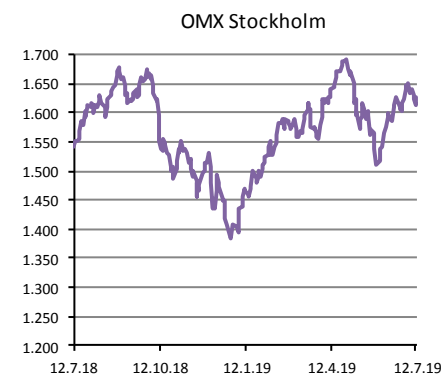
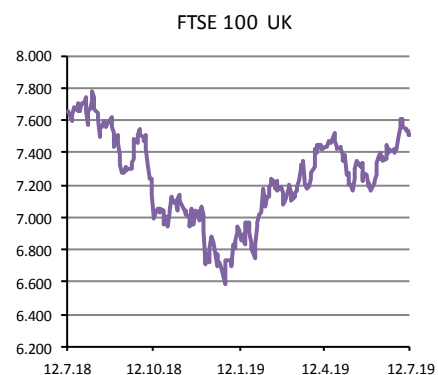
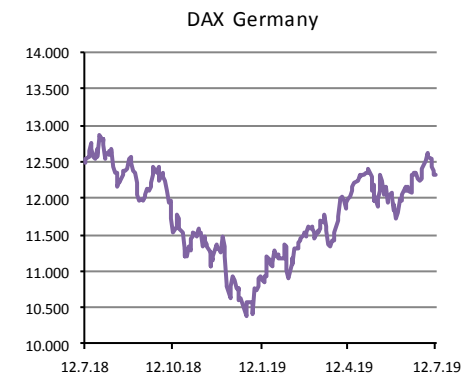
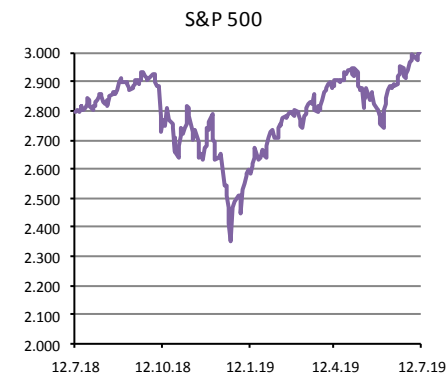
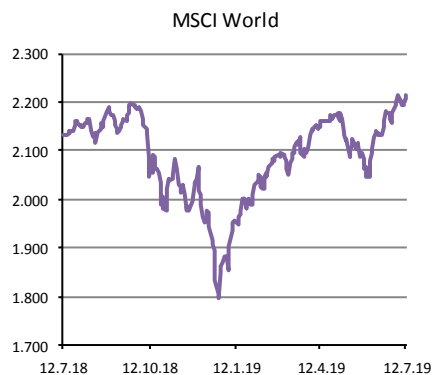
Heimsmarkaðsverð		Breyting síðan ...				
		Áram.	1V	1M	3M	12M
Thomson Reuters hrávöru vístala	193,5	10,0%	2,0%	2,9%	-5,0%	-2,7%
Brent Crude Oil Future (USD/bbl)	66,8	25,7%	4,2%	13,7%	-20,7%	-9,0%
LME 3M Aluminum (USD/MT)	1822,0	-1,3%	1,1%	-6,9%	-12,6%	-10,8%
LME 3M Copper (USD/MT)	5935,0	-0,5%	0,6%	-4,2%	-5,0%	-4,7%
Gold Spot (USD/OZ)	1569,3	10,3%	1,8%	16,1%	18,9%	13,5%
Corn Future (USD/bu)	447,8	19,4%	3,2%	22,2%	22,4%	33,1%
Coffee Columbia (USD/lb)	141,5	12,1%	-3,9%	5,6%	9,9%	4,4%

Heimild: Thomson Reuters Datastream



# Hlutabréfavísitölur

Hlutabréfavísitala	Breyting síðan ...					
	12.júl	Áram.	1V	1M	3M	12M
MSCI WORLD	2.212,7	17,5%	0,3%	8,4%	1,1%	3,8%
<b>USA / Canada</b>						
S&P 500	3.013,8	20,2%	0,8%	9,2%	3,0%	7,7%
NASDAQ	7.943,2	25,5%	1,3%	14,3%	3,9%	7,8%
S&P/TSX Toronto	16.488,1	15,1%	-0,3%	8,5%	2,4%	-0,5%
<b>Europe</b>						
FTSE 100 UK	7.506,0	11,6%	-0,6%	7,5%	0,1%	-1,9%
CAC 40 France	5.572,9	17,8%	-0,4%	11,4%	1,2%	3,1%
DAX Germany	12.323,3	16,7%	-2,0%	9,5%	-0,1%	-1,4%
IBEX 35 Spain	9.293,2	8,8%	-0,4%	2,4%	-1,2%	-4,9%
FTSE Italy AllShare	24.154,2	19,9%	0,8%	14,7%	5,8%	0,7%
AEX Amsterdam	567,4	16,3%	-0,5%	9,2%	2,7%	1,9%
SMI Switzerland	9.763,0	15,8%	-2,2%	8,0%	7,0%	10,7%
<b>Nordic</b>						
OMX Stockholm	1.625,6	15,4%	-0,6%	7,3%	-2,5%	5,5%
OMX Copenhagen	993,2	11,4%	-2,6%	7,0%	1,6%	-0,4%
OBX Oslo	1.625,6	15,4%	-0,6%	7,3%	-2,5%	5,5%
OMX Iceland	1.433,6	17,7%	-0,2%	16,8%	14,6%	11,8%
<b>Other</b>						
CSI 300 Shanghai	3.809	26,5%	-2,2%	20,0%	10,8%	9,4%
MICEX Russia	1.388	29,9%	-0,8%	23,2%	16,5%	17,9%



Heimild: Thomson Reuters Eikon



Innihald og form skjals þessa er unnið af starfsmönnum Hagfræðideildar Landsbankans hf. (hagfraedideild@landsbankinn.is) og byggist á aðgengilegum opinberum upplýsingum á þeim tíma sem greiningin var unnin. Mat á þeim upplýsingum endurspeglar skoðanir starfsmanna Hagfræðideildar Landsbankans á þeim degi þegar greiningin er dagsett, en þær geta breyst án fyrirvara.

Landsbankinn hf. og starfsfólk hans taka ekki ábyrgð á viðskiptum sem byggð eru á þeim upplýsingum og skoðunum sem hér eru settar fram.

Bent skal á að Landsbankinn hf. getur á hverjum tíma haft beinna eða óbeinna hagsmuna að gæta, ýmist sjálfur, dótturfélög hans eða fyrir hönd viðskiptamanna, s.s. sem fjárfestir, lánardrottinn eða þjónustuaðili. Greiningar eru engu að síður unnar sjálfstætt af Hagfræðideild Landsbankans og innan Landsbankans eru í gildi reglur um aðskilnað starfssviða sem eru aðgengilegar á vef bankans.

