



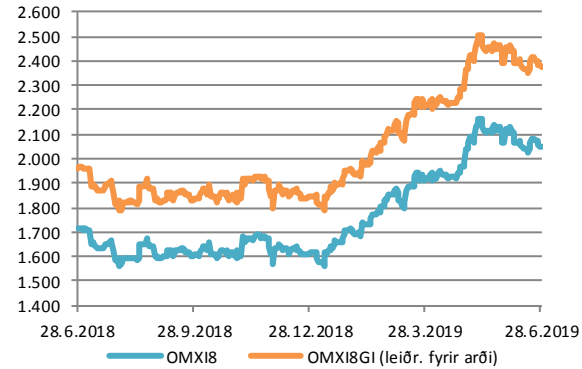
Vikubyrjun
Innlendar markaðsupplýsingar
1. júlí 2019

Hlutabréf

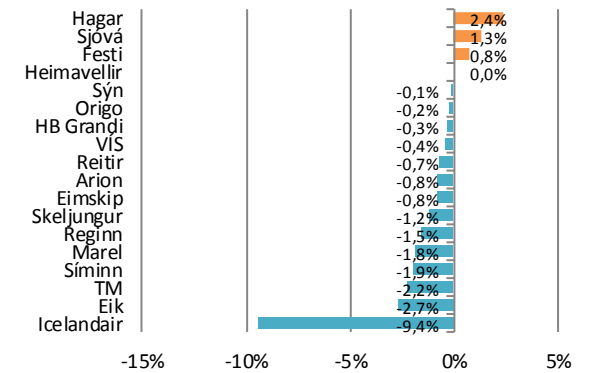
Félag	Verð	Velta (m.kr.)	Breyting síðan ...				
			áramót	1V	1M	3M	12M
OMX18	2046,7	6.031	26,8%	-1,9%	-2,7%	7,0%	19,6%
OMX18GI	2374,6		28,6%	-1,9%	-2,6%	7,3%	21,2%
Marel	549,0	368	50,6%	-1,8%	-4,5%	4,0%	45,1%
Icelandair	9,9	608	3,3%	-9,4%	-0,1%	5,8%	-23,6%
Eimskip	191,5	176,5	-14,3%	-0,8%	5,5%	13,3%	-5,1%
HB Grandi	33,6	85	2,9%	-0,3%	9,1%	12,1%	2,0%
Hagar	43,3	1.052	-7,1%	2,4%	0,6%	1,3%	-3,9%
Festi	127,0	504	10,0%	0,8%	0,8%	14,2%	13,9%
Skeljungur	8,2	222	14,4%	-1,2%	-3,9%	16,0%	27,3%
Sýn	35,0	50	-16,3%	-0,1%	-3,6%	15,7%	-47,2%
Síminn	4,6	805	23,2%	-1,9%	3,4%	18,8%	6,0%
Origo	25,6	16	11,4%	-0,2%	-0,4%	18,0%	37,9%
Arion	77,5	144	17,2%	-0,8%	-4,6%	4,8%	-3,1%
Sjóvá	18,8	379	39,7%	1,3%	-0,3%	16,8%	17,6%
VÍS	12,9	302	39,5%	-0,4%	-1,1%	15,1%	15,1%
TM	33,3	103	32,2%	-2,2%	-4,9%	12,9%	-0,7%
Reginn	22,3	238	5,5%	-1,5%	-3,5%	12,4%	7,5%
Reitir	84,8	435	18,0%	-0,7%	-0,4%	18,9%	9,1%
Eik	8,8	543	9,9%	-2,7%	-4,3%	12,5%	4,6%
Heimavellir	1,2	26,5	6,2%	0,0%	0,0%	-6,3%	2,6%

Leiðrétt fyrir arðgreiðslum. Heimild: Kodiak, útreikningar Hagfræðideildar

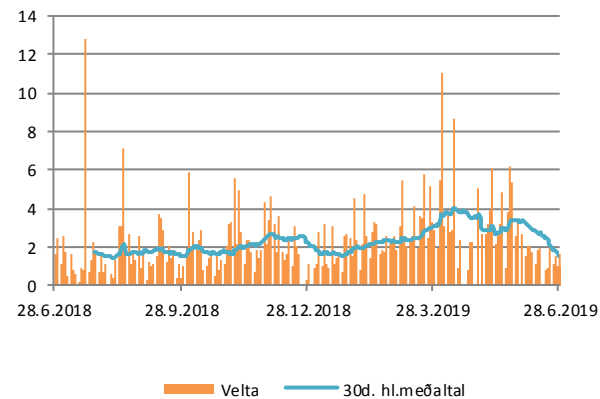
Úrvalsvísitalan



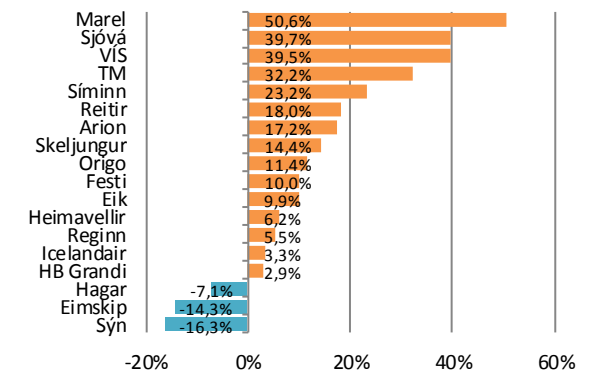
Breyting í vikunni



Velta



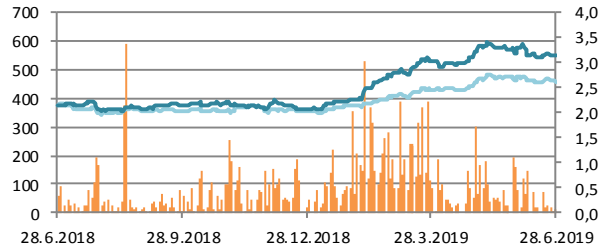
Frá áramótum



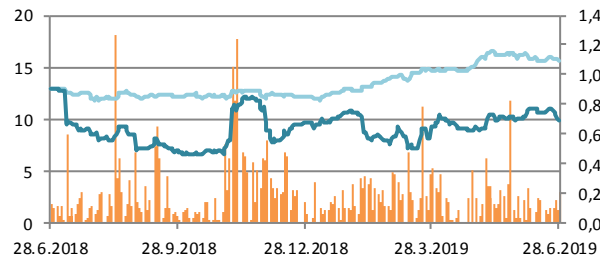
Hlutabréf

— Velta (h.ás, ma.kr./dag)
— Verð
— OMXIB

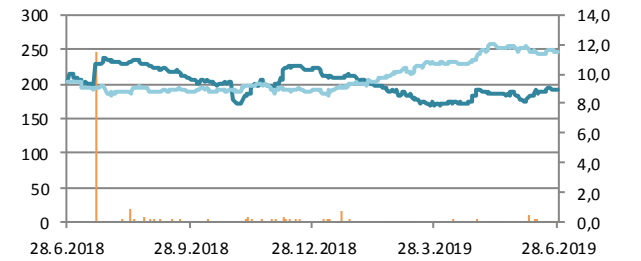
Marel



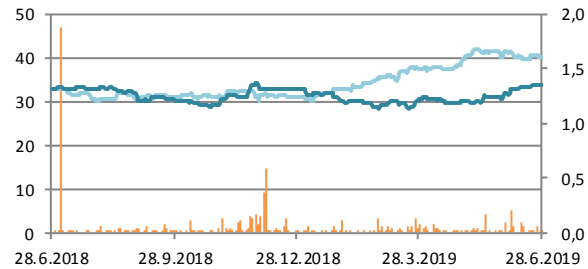
Icelandair



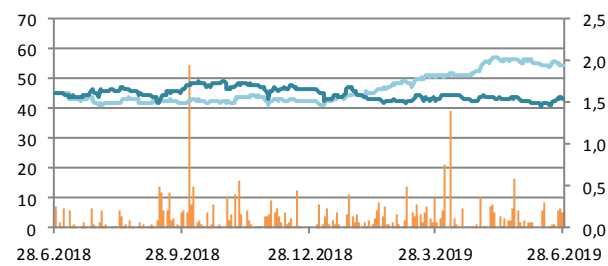
Eimskip



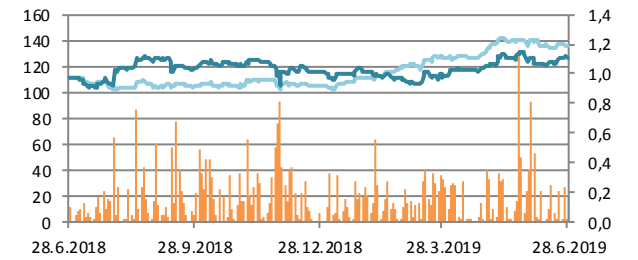
HB Grandi



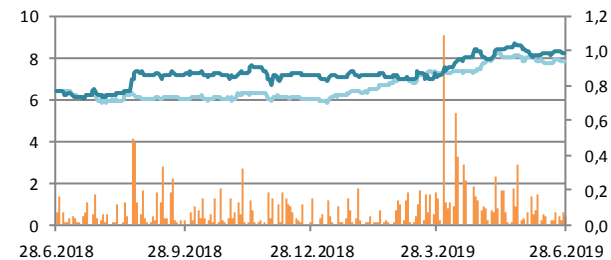
Hagar



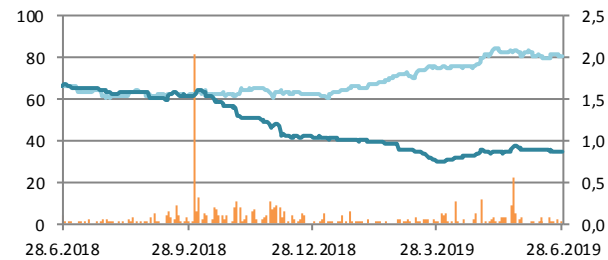
Festi



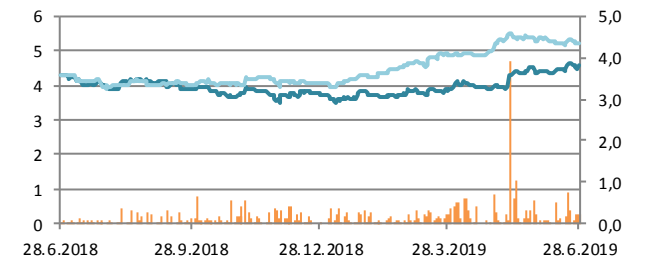
Skeljungur



Sýn



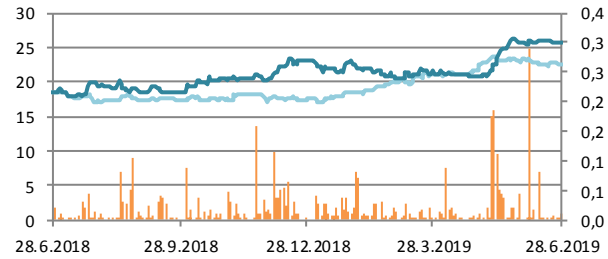
Síminn



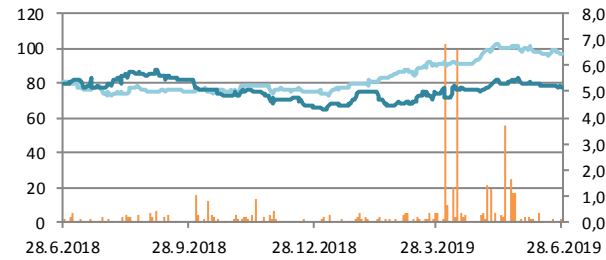
Hlutabréf

— Velta (h.ás, ma.kr./dag)
— Verð
— OMXIB

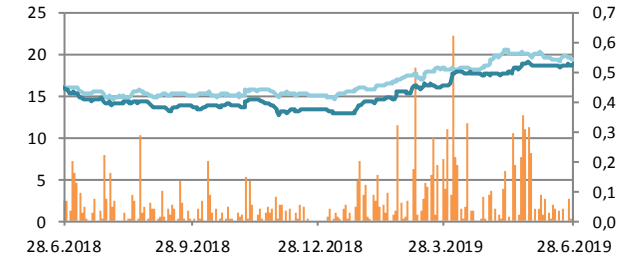
Origo



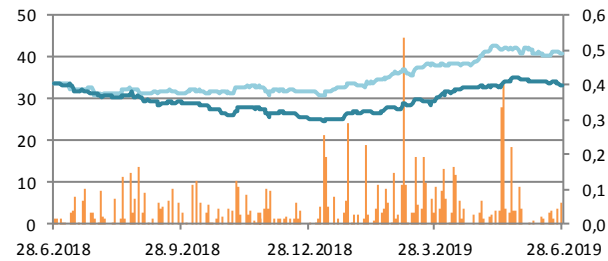
Arion



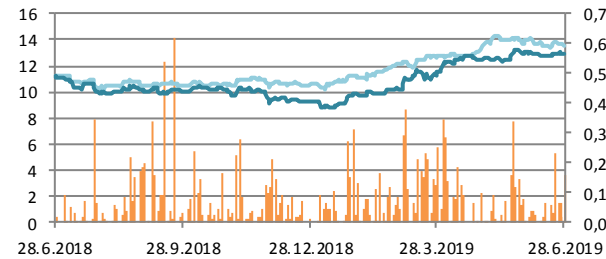
Sjóvá



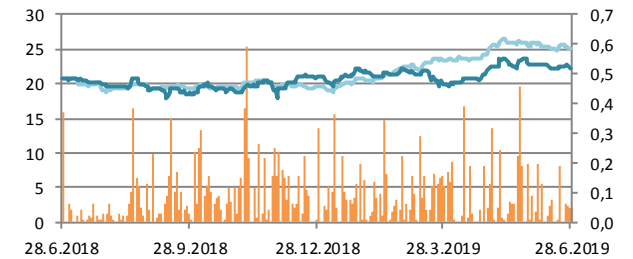
TM



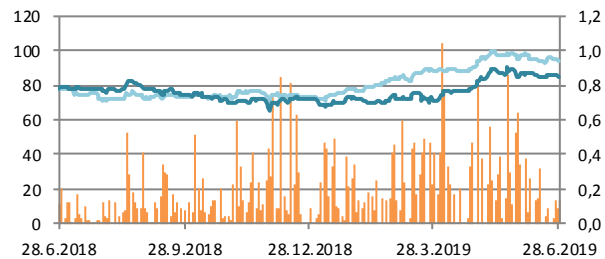
VÍS



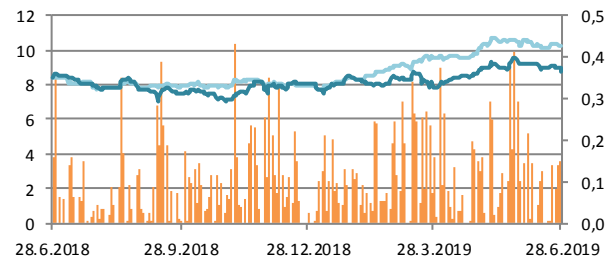
Reginn



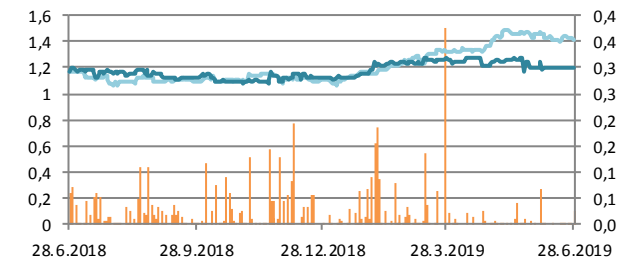
Reitir



Eik

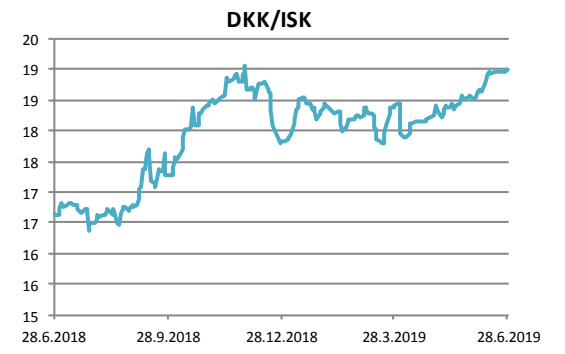
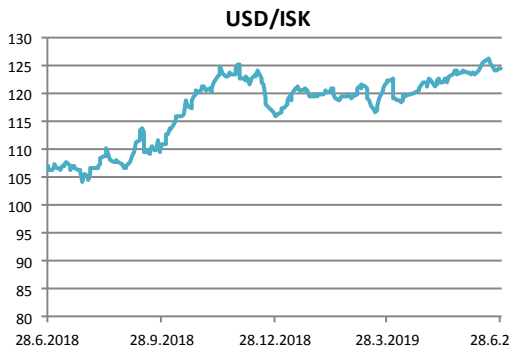
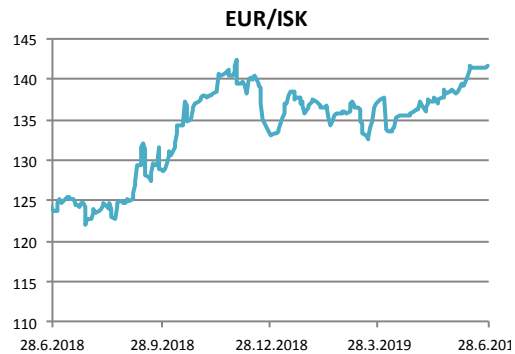


Heimavellir

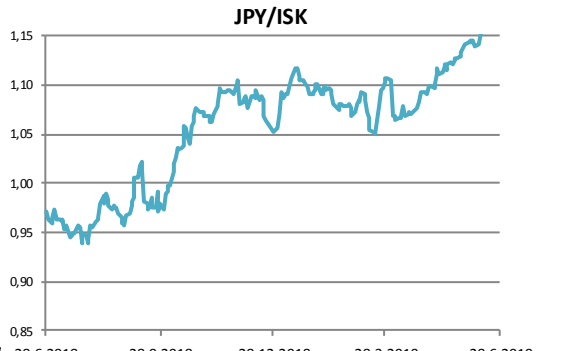
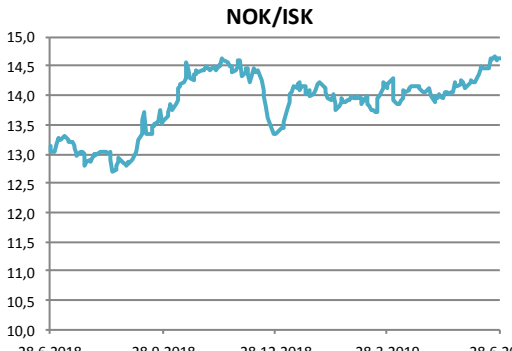
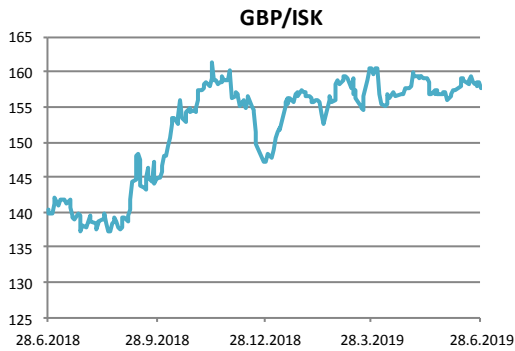
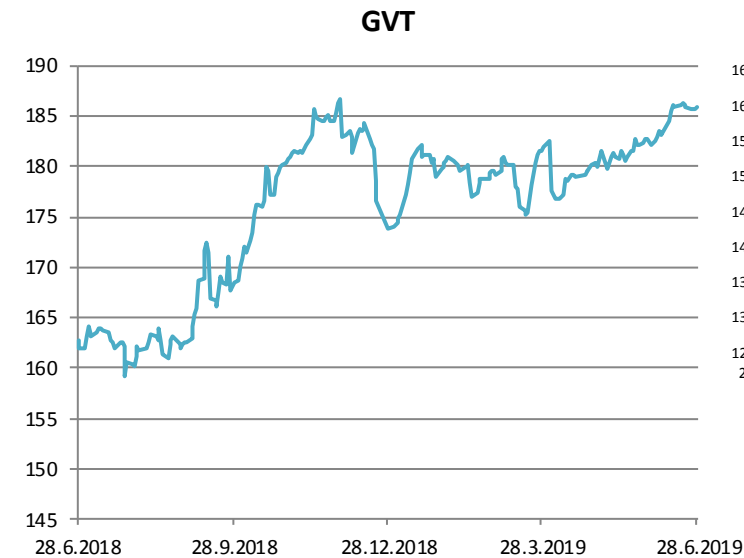


Gjaldeyrismarkaðurinn

Gengi ISK	28.jún	áramót	Breyting síðan ...			
			1V	1M	3M	12M
GVT	185,9	6,8%	0,0%	1,8%	2,4%	14,2%
EUR	141,7	6,4%	0,1%	2,2%	3,2%	14,1%
USD	124,5	7,0%	-0,5%	0,4%	2,0%	16,1%
GBP	157,8	6,4%	-0,4%	0,4%	-1,6%	12,4%
SEK	13,4	3,2%	0,8%	3,6%	2,5%	12,5%
DKK	19,0	6,4%	0,2%	2,2%	3,2%	13,9%
NOK	14,6	9,1%	0,1%	2,5%	3,5%	11,3%
JPY	1,16	9,4%	-0,7%	2,0%	4,5%	18,9%



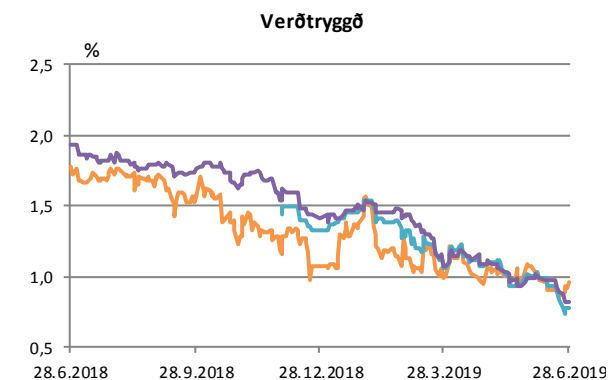
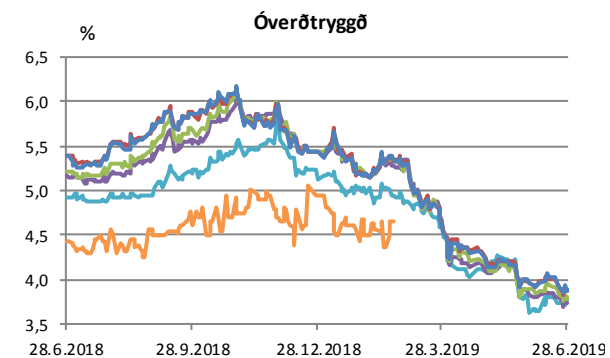
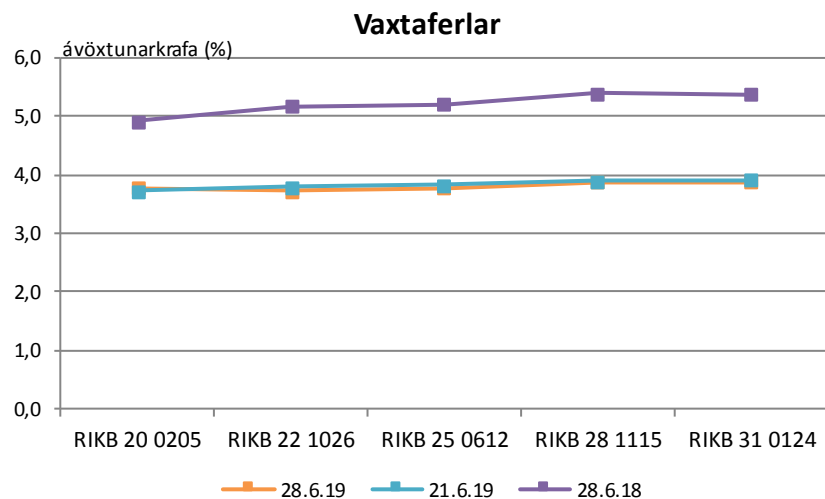
Miðgengi Seðlabanka Íslands. Heimild: Kodiak



Ríkisbréf

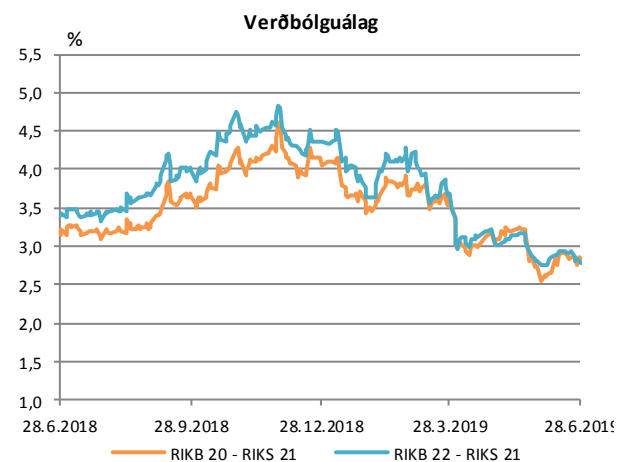
	verð	krafa	velta (ma.kr./viku)	Breyting síðan ...				
				árm.	1V	1M	3M	12M
RIKB 20 0205	101,40	3,78	0,4	-1,35	0,05	-0,05	-0,86	-1,15
RIKB 22 1026	110,76	3,73	2,4	-1,71	-0,06	-0,15	-0,94	-1,45
RIKB 25 0612	122,06	3,79	2,5	-1,64	-0,04	-0,11	-0,85	-1,43
RIKB 28 1115	108,66	3,88	3,6	-1,57	-0,03	-0,11	-0,75	-1,52
RIKB 31 0124	124,02	3,88	3,2	-1,56	-0,04	-0,11	-0,74	-1,51
RIKS 21 0414	105,00	0,96	1,1	-0,11	0,09	-0,13	-0,02	-0,82
RIKS 26 0216	104,65	0,78	2,2	-0,55	-0,06	-0,24	-0,28	
RIKS 30 0701	125,52	0,81	1,1	-0,60	-0,07	-0,18	-0,26	-1,11

Heimild: Kodiak



— RIKB 19 0226 — RIKB 20 0205 — RIKB 22 1026
— RIKB 25 0612 — RIKB 28 1115 — RIKB 31 0124

— RIKS 21 0414 — RIKS 26 0216 — RIKS 30 0701



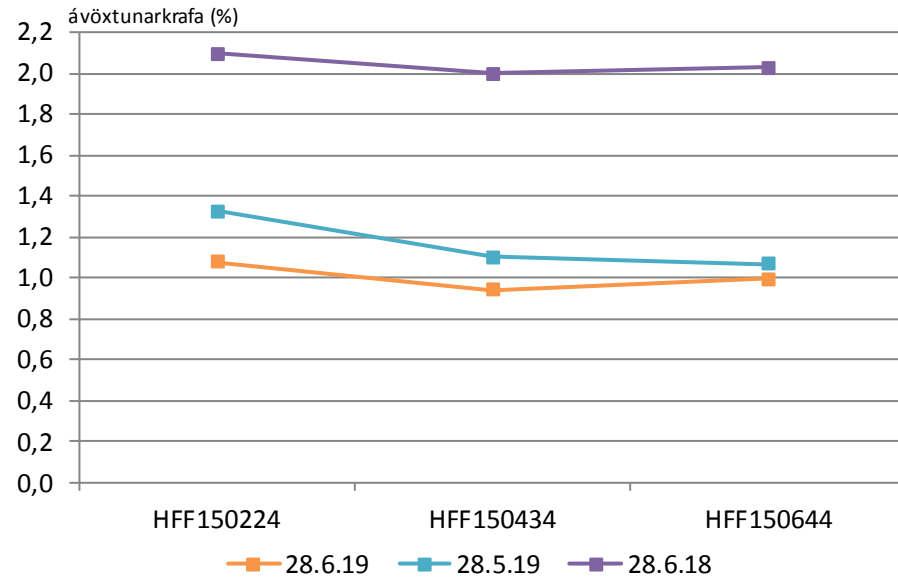
— RIKB 20 - RIKS 21 — RIKB 22 - RIKS 21

Íbúðabréf

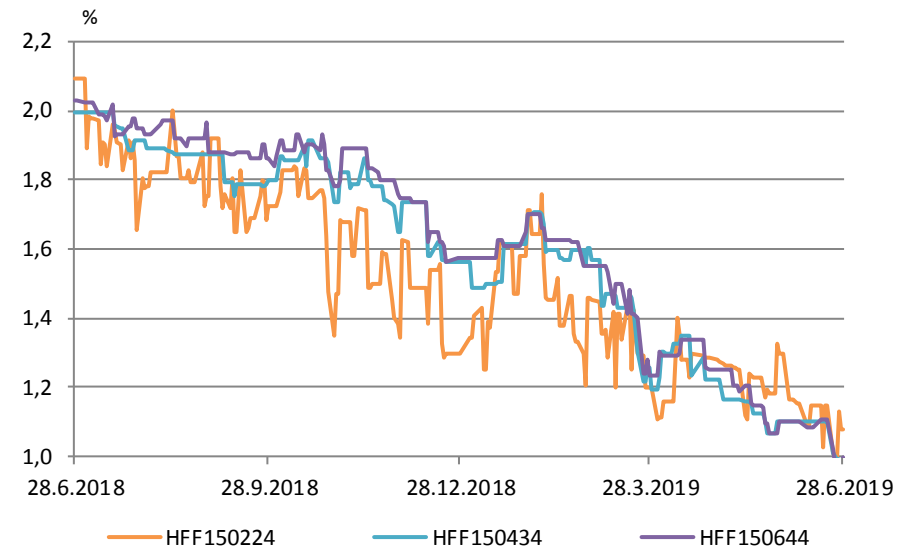
	verð	krafa	velta (ma.kr./viku)	Breyting síðan ...				
				árm.	1V	1M	3M	12M
HFF150224	106,40	1,08	1,3	-0,22	-0,07	-0,25	-0,12	-1,01
HFF150434	121,99	0,94	0,4	-0,62	-0,16	-0,16	-0,31	-1,06
HFF150644	136,80	1,00	0,5	-0,58	-0,11	-0,07	-0,24	-1,03

Heimild: Kodiak

Vaxtaferlar



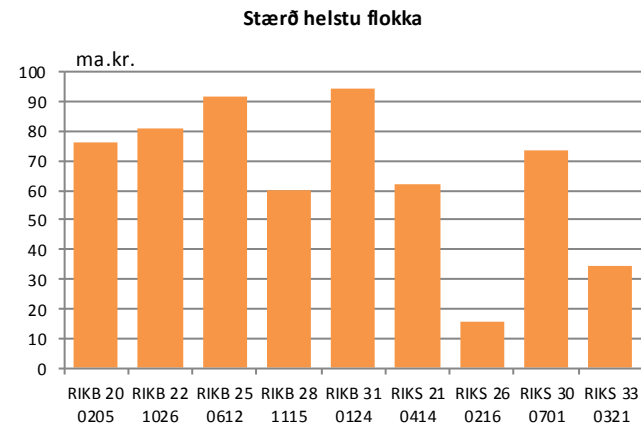
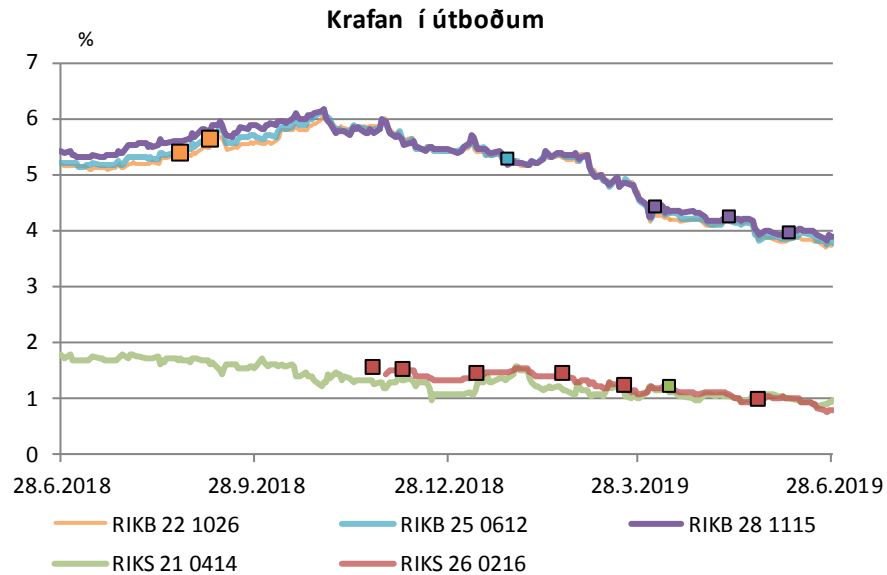
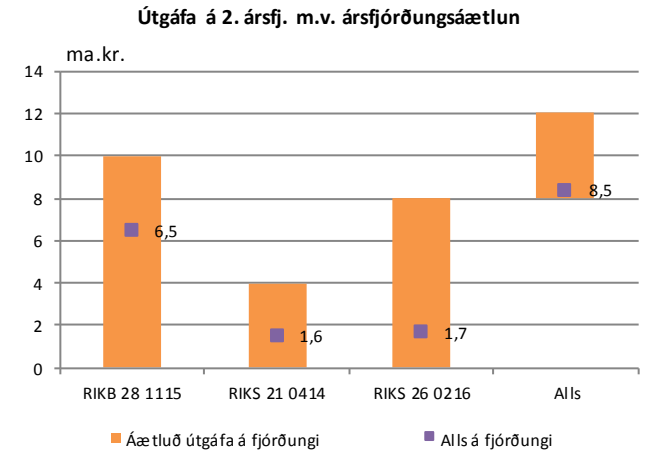
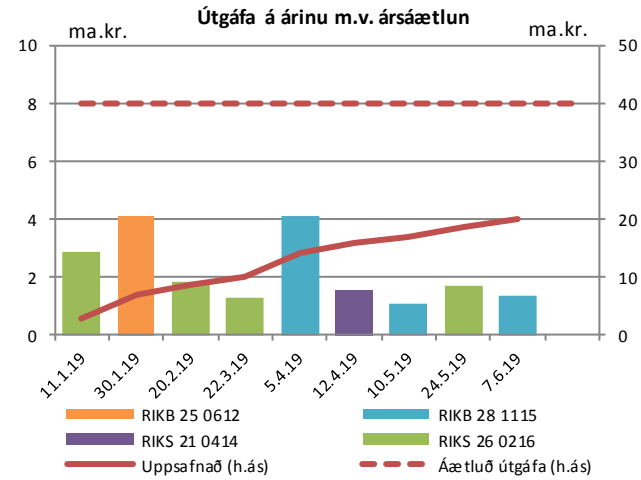
Þróun á kröfu



Útboð ríkisbréfa

Seinustu útboð		Tilboð	Samþykkt	Verð	Krafa
Dags	Flokkur				
7.6.19	RIKB 28 1115	1,8	1,3	108,20	3,90
24.5.19	RIKS 26 0216	5,4	1,7	103,58	0,95
10.5.19	RIKB 28 1115	3,9	1,0	105,70	4,25
12.4.19	RIKS 21 0414	12,8	1,5	105,05	1,22
5.4.19	RIKB 28 1115	4,1	3,9	104,40	4,42
22.3.19	RIKS 26 0216	4,4	1,3	101,90	1,21

Að nafnvirði (ma.kr.) Heimild: Lánamál Ríkisins

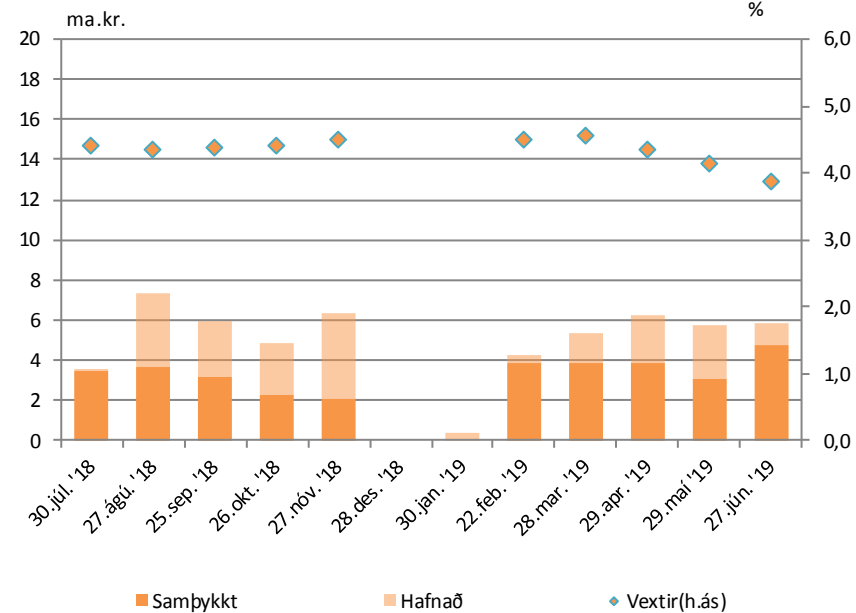


Útboð ríkisvixla

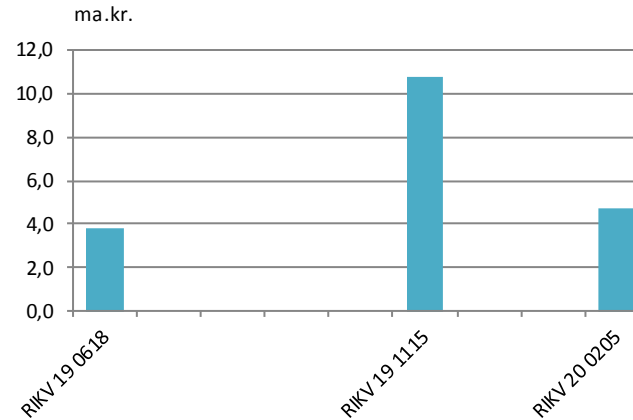
Dags.	Flokkur	Samþykkt	Vextir
27.06.19	RIKV 20 0205	4,7	3,90
29.05.19	RIKV 19 1115	3,1	4,15
29.04.19	RIKV 19 1115	3,8	4,35
28.03.19	RIKV 19 1115	3,8	4,56
22.02.19	RIKV 19 0618	3,8	4,50
30.01.19	RIKV 19 0515	0,0	-

Heimild: Lánamál ríkisins

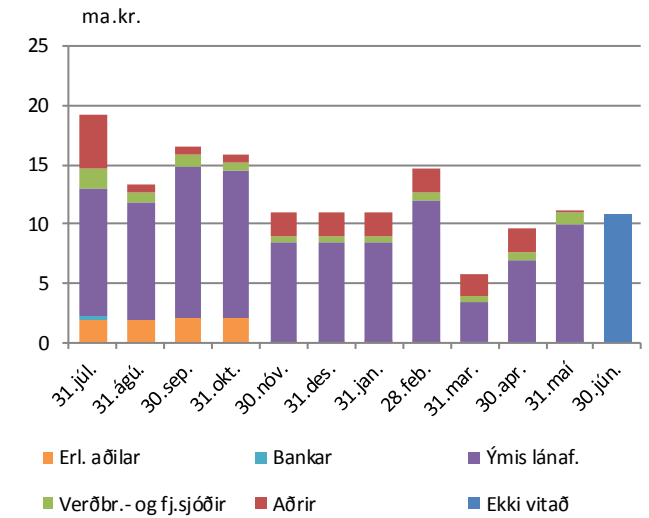
Niðurstaða útboða



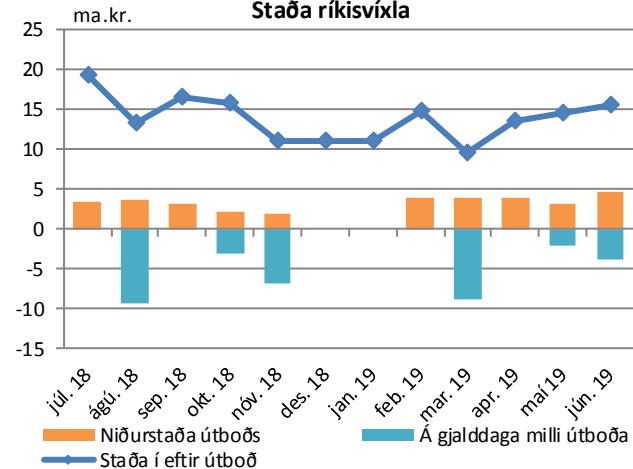
Útstandandi ríkisvixlar



Eigendaskipting



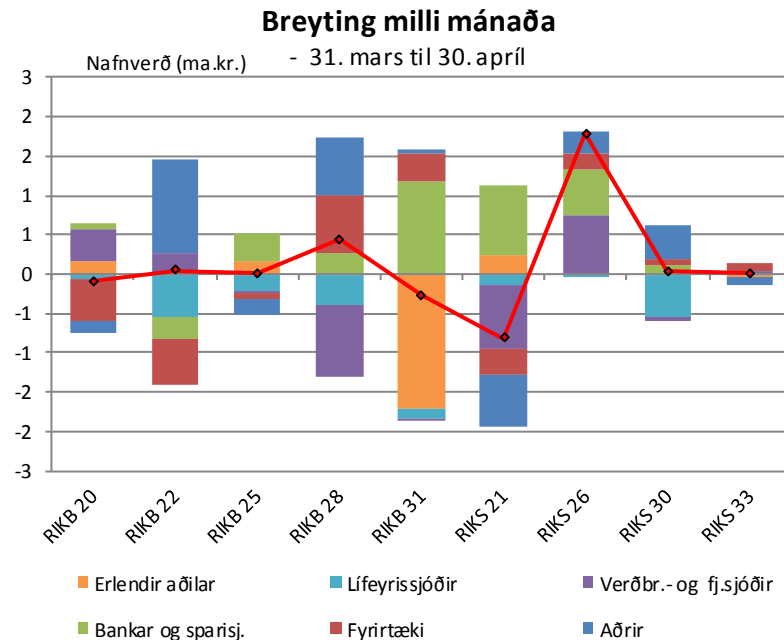
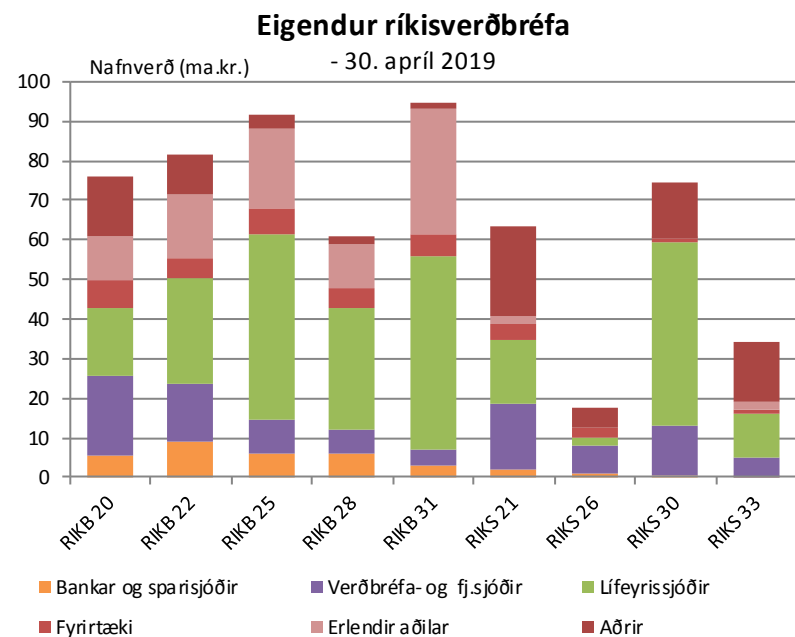
Staða ríkisvixla



Eigendaskipti ríkisbréfa

	Eigendaskipting (ma.kr.)									
	RIKB 20	RIKB 22	RIKB 25	RIKB 28	RIKB 31	RIKS 21	RIKS 26	RIKS 30	RIKS 33	Alls
Bankar og sparisjóðir	5,6	9,1	6,2	6,1	3,1	1,9	1,1	0,4	0,1	33,5
Verðbréfa- og fj.sjóðir	20,3	14,5	8,2	5,9	3,8	16,7	6,7	12,4	5,0	93,5
Lífeyrissjóðir	17,2	27,0	46,9	30,8	48,9	16,0	2,3	46,4	11,0	246,5
Fyrirtæki	6,9	4,7	6,7	4,7	5,7	4,0	2,5	1,1	1,2	37,4
Aðrir	15,2	10,1	3,5	2,0	1,4	22,7	5,1	14,5	15,0	89,5
Erlendir aðilar	11,0	16,0	20,0	11,1	31,7	2,2	0,0	0,0	2,0	94,0
Nafnverð alls (ma.kr.)	76,1	81,3	91,5	60,7	94,7	63,6	17,7	74,7	34,2	594,4

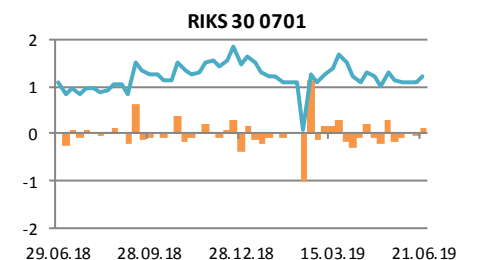
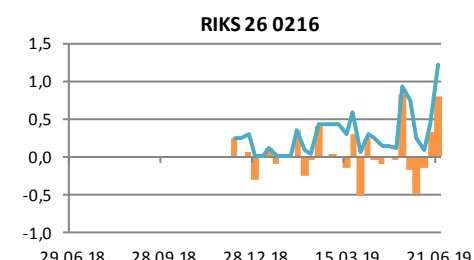
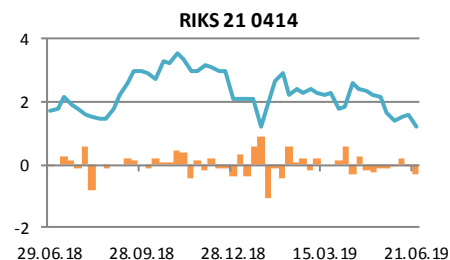
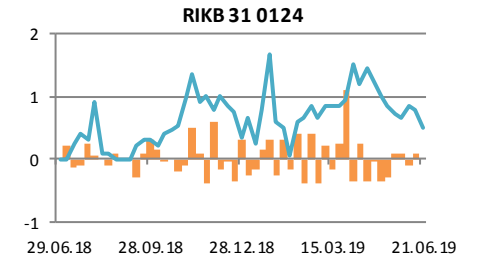
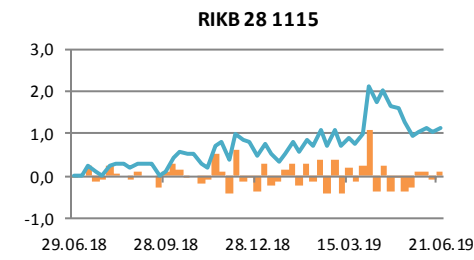
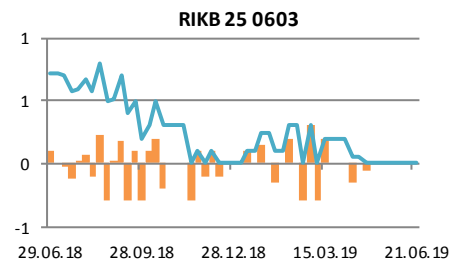
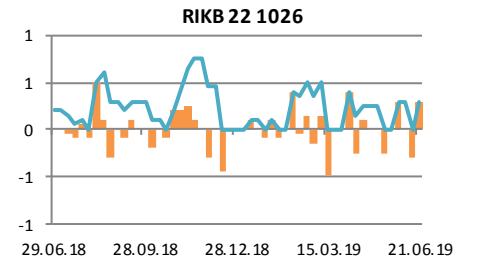
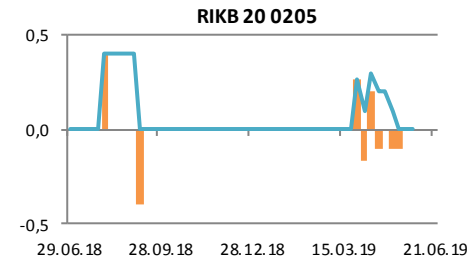
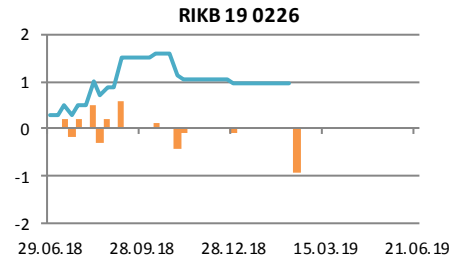
Heimild: Lánamál ríkisins



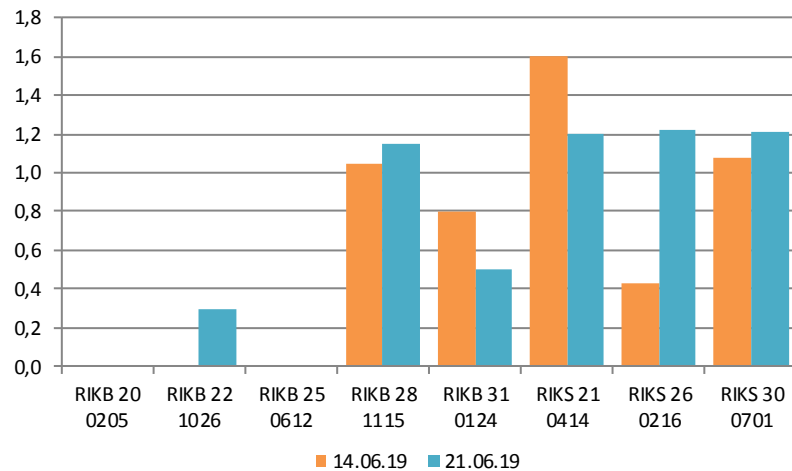
Verðbréfalán

Flokkur	Nafnverð (m.kr.)	Breyting síðan				
		1V	4V	12V	26V	52V
RIKB 20 0205	0	0	0	0	0	0
RIKB 22 1026	300	300	300	300	300	100
RIKB 25 0612	0	0	0	-200	0	-725
RIKB 28 1115	1.150	100	200	400	700	1.150
RIKB 31 0124	500	-300	-230	-350	150	500
RIKS 21 0414	1.200	-400	-477	-1.065	-914	-500
RIKS 26 0216	1.225	801	480			
RIKS 30 0701	1.208	130	58	-477	-262	108

Heimild: Lánamál Ríkisins



Breyting milli vikna



Innihald og form skjals þessa er unnið af starfsmönnum Hagfræðideildar Landsbankans hf. (hagfraedideild@landsbankinn.is) og byggist á aðgengilegum opinberum upplýsingum á þeim tíma sem greiningin var unnin. Mat á þeim upplýsingum endurspeglar skoðanir starfsmanna Hagfræðideildar Landsbankans á þeim degi þegar greiningin er dagsett, en þær geta breyst án fyrirvara.

Landsbankinn hf. og starfsfólk hans taka ekki ábyrgð á viðskiptum sem byggð eru á þeim upplýsingum og skoðunum sem hér eru settar fram.

Bent skal á að Landsbankinn hf. getur á hverjum tíma haft beinna eða óbeinna hagsmuna að gæta, ýmist sjálfur, dótturfélög hans eða fyrir hönd viðskiptamanna, s.s. sem fjárfestir, lánardrottinn eða þjónustuaðili. Greiningar eru engu að síður unnar sjálfstætt af Hagfræðideild Landsbankans og innan Landsbankans eru í gildi reglur um aðskilnað starfssviða sem eru aðgengilegar á vef bankans.

