



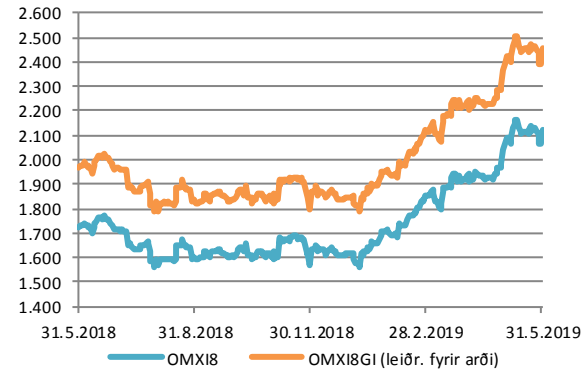
Vikubyrjun
Innlendar markaðsupplýsingar
3. júní 2019

Hlutabréf

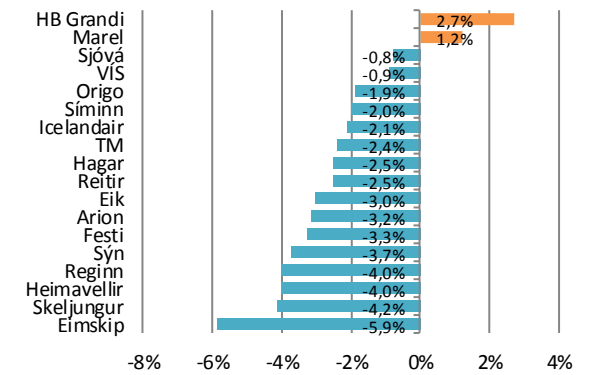
Félag	Verð	Velta (m.kr.)	Breyting síðan ...				
			áramót	1V	1M	3M	12M
OMX18	2118,5	10.758	31,3%	-0,5%	3,7%	14,5%	22,8%
OMX18GI	2454,2		32,9%	-0,5%	3,7%	15,9%	24,5%
Marel	580,0	2.612	59,1%	1,2%	2,9%	19,0%	54,5%
Icelandair	10,1	324	5,2%	-2,1%	9,8%	20,7%	-15,3%
Eimskip	176,5	258,0	-21,0%	-5,9%	-7,1%	-3,9%	-5,2%
HB Grandi	32,0	104	-2,0%	2,7%	7,0%	10,1%	-3,7%
Hagar	42,9	362	-7,9%	-2,5%	-2,8%	0,6%	-5,0%
Festi	126,0	1.439	9,1%	-3,3%	4,1%	17,2%	9,1%
Skeljungur	8,3	164	15,8%	-4,2%	3,2%	18,1%	25,4%
Sýn	35,8	206	-14,4%	-3,7%	1,1%	-0,6%	-46,2%
Síminn	4,4	959	19,2%	-2,0%	9,4%	14,2%	2,3%
Origo	25,7	69	11,7%	-1,9%	23,6%	24,5%	29,3%
Arion	79,6	447	20,5%	-3,2%	5,0%	17,5%	
Sjóvá	18,6	726	38,2%	-0,8%	4,9%	21,1%	21,1%
VÍS	13,0	285	41,0%	-0,9%	5,0%	27,3%	10,1%
TM	34,5	204	36,8%	-2,4%	3,9%	25,3%	7,5%
Reginn	22,8	323	8,1%	-4,0%	3,2%	3,6%	1,3%
Reitir	86,9	1.686	20,9%	-2,5%	6,0%	20,9%	5,4%
Eik	9,2	591	15,1%	-3,0%	4,3%	10,4%	0,5%
Heimavellir	1,2	7,7	6,2%	-4,0%	-4,0%	-3,2%	-3,2%

Leiðrétt fyrir arðgreiðslum. Heimild: Kodiak, útreikningar Hagfræðideildar

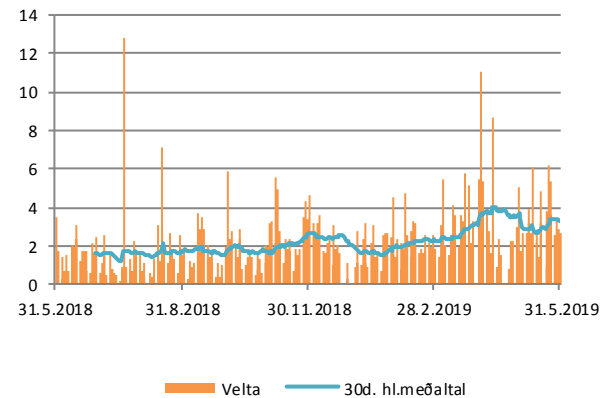
Úrvalsvísitalan



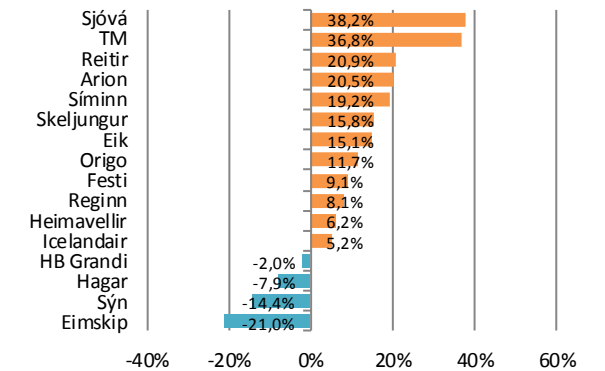
Breyting í vikunni



Velta



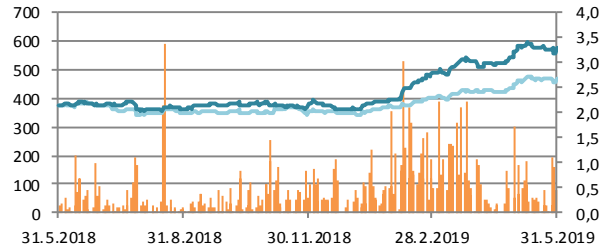
Frá áramótum



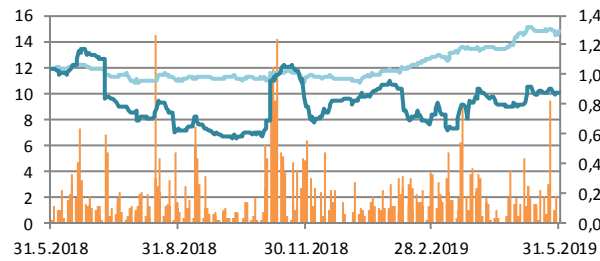
Hlutabréf

— Velta (h.ás, ma.kr./dag)
— Verð
— OMXIB

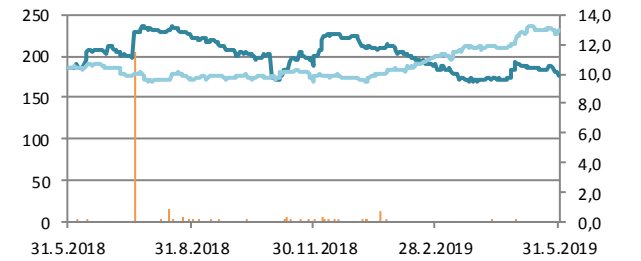
Marel



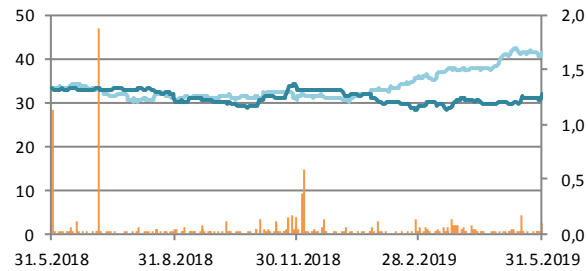
Icelandair



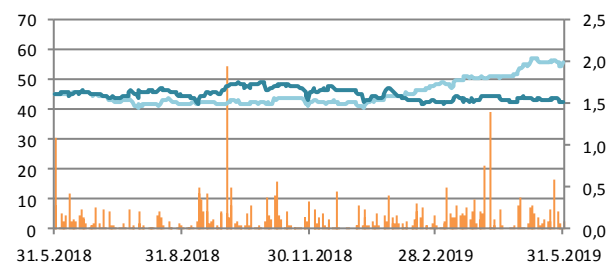
Eimskip



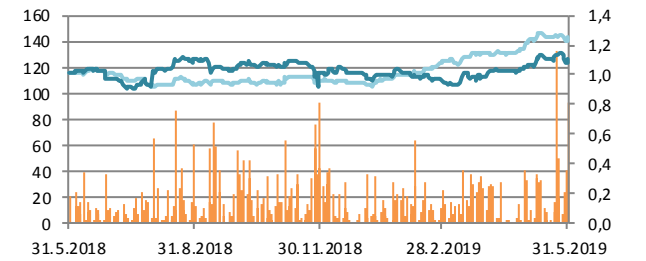
HB Grandi



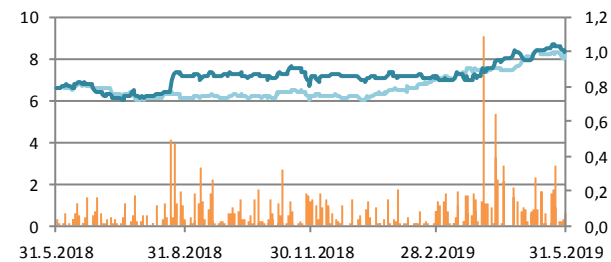
Hagar



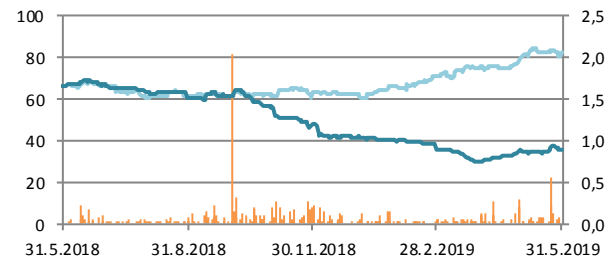
Festi



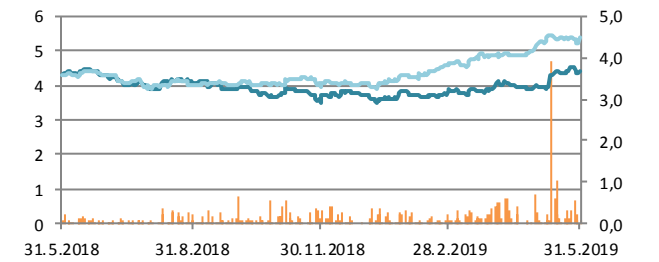
Skeljungur



Sýn



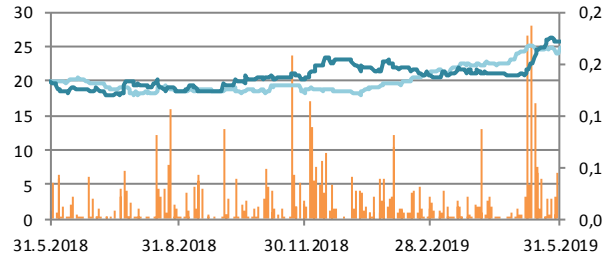
Síminn



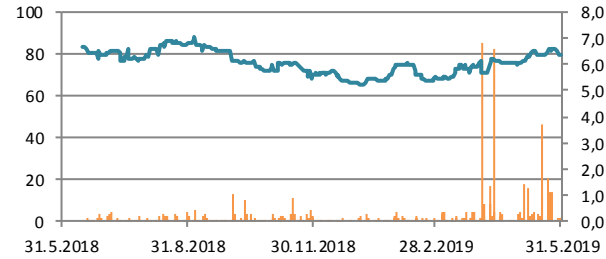
Hlutabréf

- Velta (h.ás, ma.kr./dag)
- Verð
- OMXIB

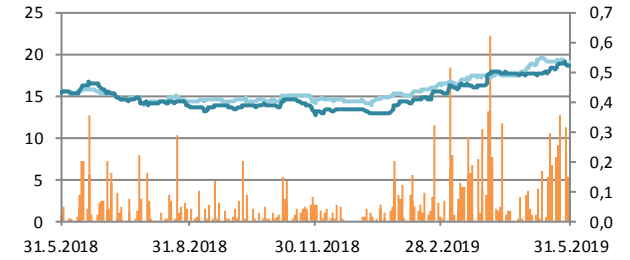
Origo



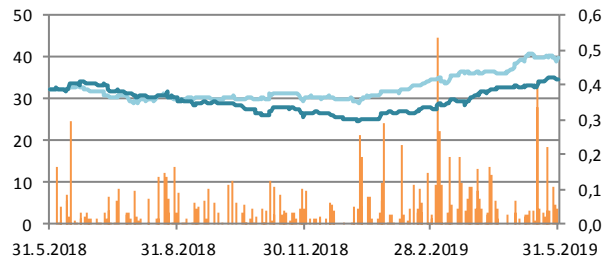
Arion



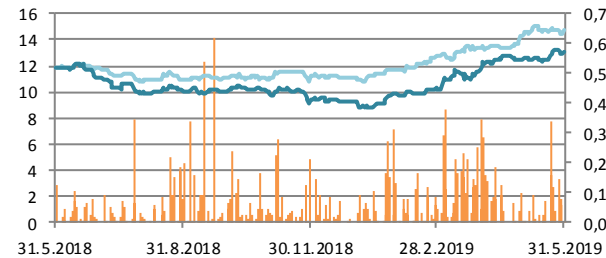
Sjóvá



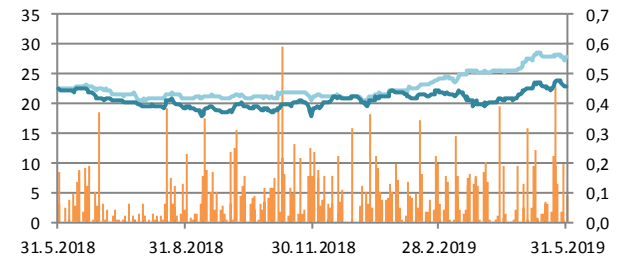
TM



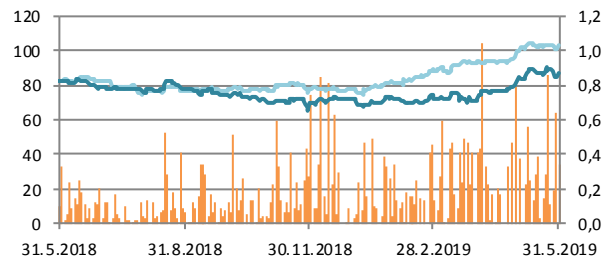
VÍS



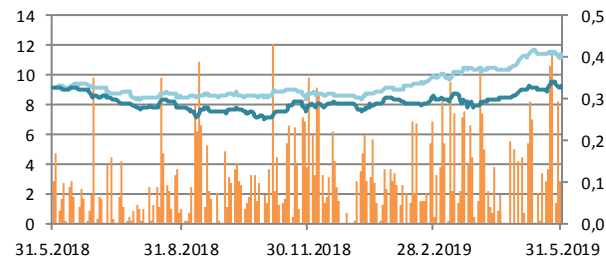
Reginn



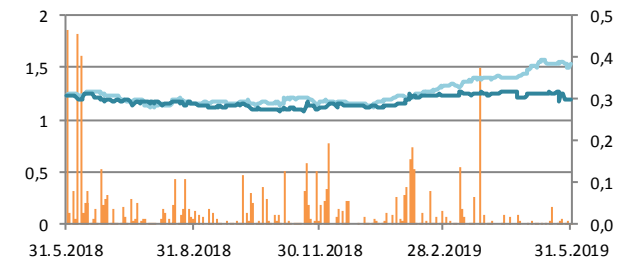
Reitir



Eik

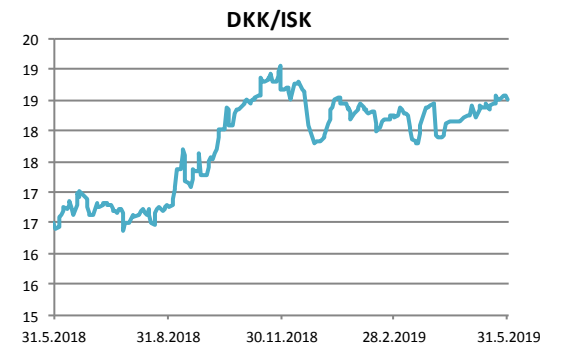
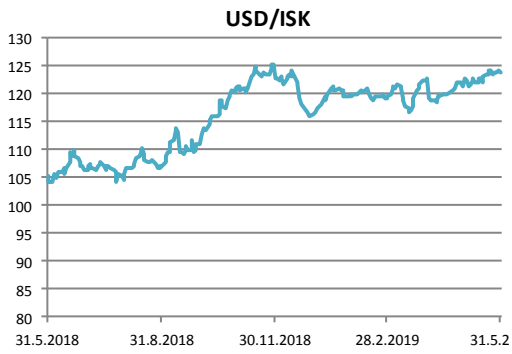
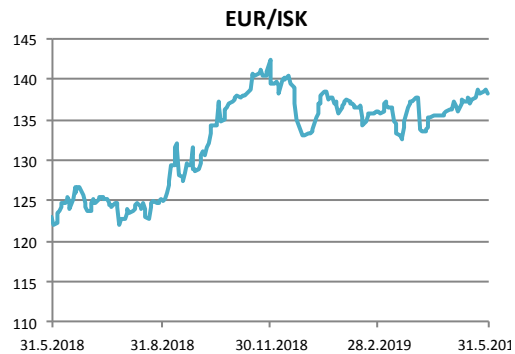


Heimavellir

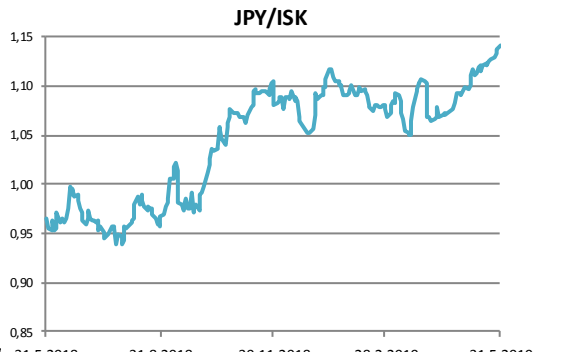
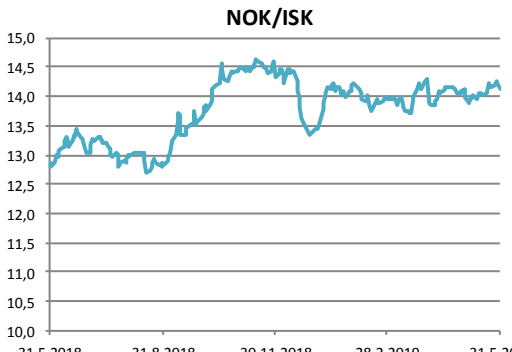
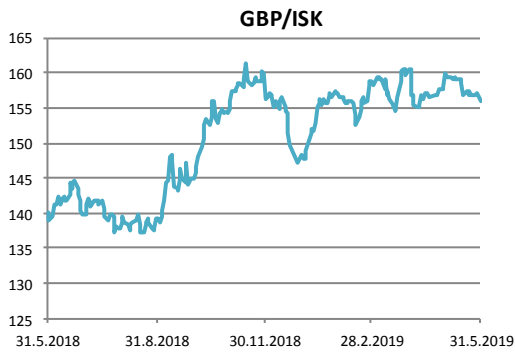
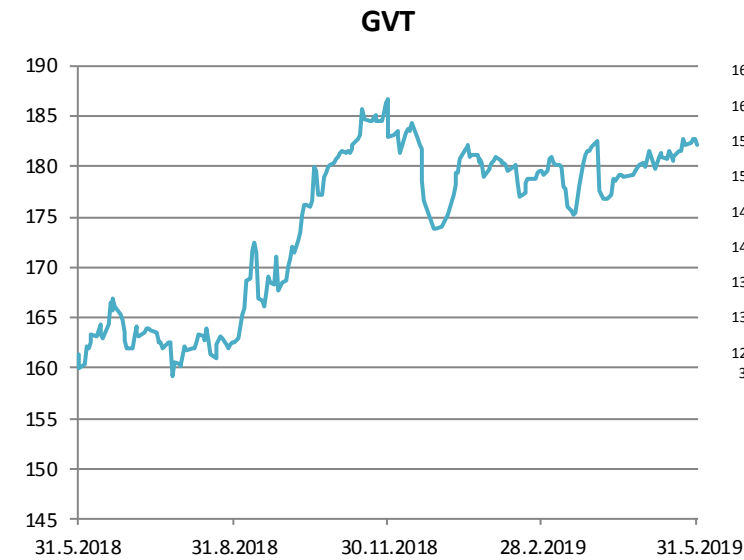


Gjaldeyrismarkaðurinn

Gengi ISK	31.maí	áramót	Breyting síðan ...			
			1V	1M	3M	12M
GVT	182,2	4,7%	0,1%	1,2%	1,6%	13,0%
EUR	138,3	3,8%	0,0%	1,5%	1,8%	12,5%
USD	124,1	6,6%	0,4%	2,1%	3,8%	17,9%
GBP	156,1	5,2%	-0,5%	-1,1%	-1,3%	11,4%
SEK	13,0	-0,4%	0,5%	1,3%	0,1%	8,4%
DKK	18,5	3,8%	0,0%	1,5%	1,7%	12,2%
NOK	14,1	5,3%	-0,5%	0,2%	1,0%	9,6%
JPY	1,14	7,9%	1,2%	4,6%	6,8%	18,1%



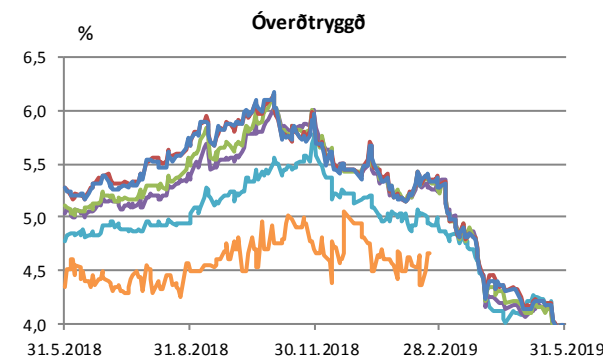
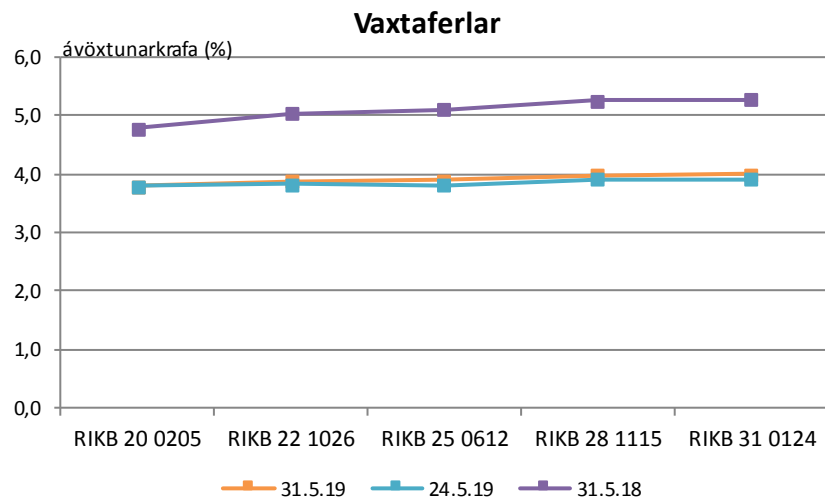
Miðgengi Seðlabanka Íslands. Heimild: Kodiak



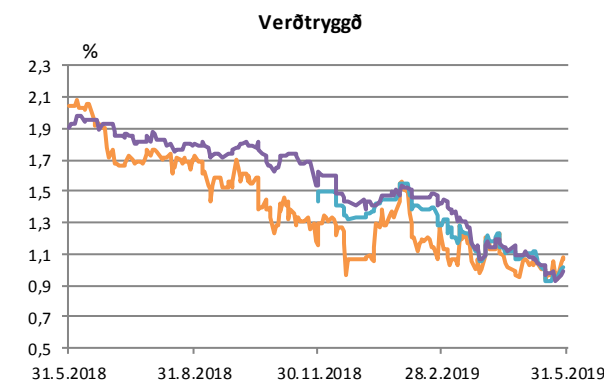
Ríkisbréf

	verð	krafa	velta (ma.kr./viku)	árm.	Breyting síðan ...			
					1V	1M	3M	12M
RIKB 20 0205	101,59	3,79	0,4	-1,33	0,00	-0,36	-1,07	-0,99
RIKB 22 1026	110,53	3,87	1,4	-1,57	0,04	-0,20	-1,47	-1,17
RIKB 25 0612	121,65	3,90	0,8	-1,53	0,09	-0,24	-1,41	-1,21
RIKB 28 1115	107,81	3,99	1,1	-1,46	0,07	-0,18	-1,33	-1,28
RIKB 31 0124	122,97	3,99	0,8	-1,45	0,07	-0,15	-1,30	-1,28
RIKS 21 0414	105,01	1,07	0,9	0,00	0,13	0,01	-0,07	-0,98
RIKS 26 0216	103,11	1,02	0,5	-0,31	0,07	-0,07	-0,30	
RIKS 30 0701	123,58	0,99	0,3	-0,42	0,06	-0,13	-0,46	-0,92

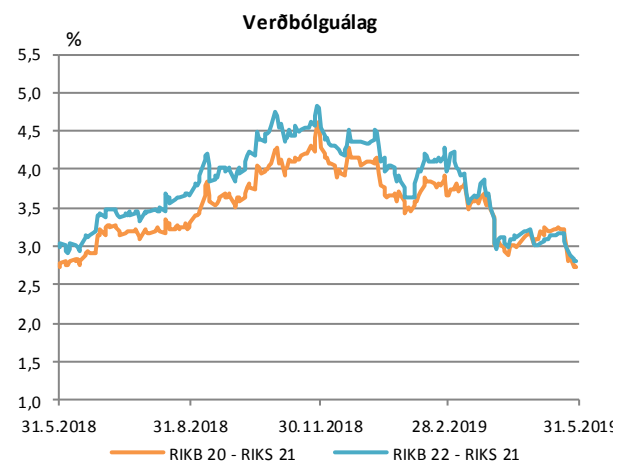
Heimild: Kodiak



RIKB 19 0226 RIKB 20 0205 RIKB 22 1026
RIKB 25 0612 RIKB 28 1115 RIKB 31 0124



RIKS 21 0414 RIKS 26 0216 RIKS 30 0701



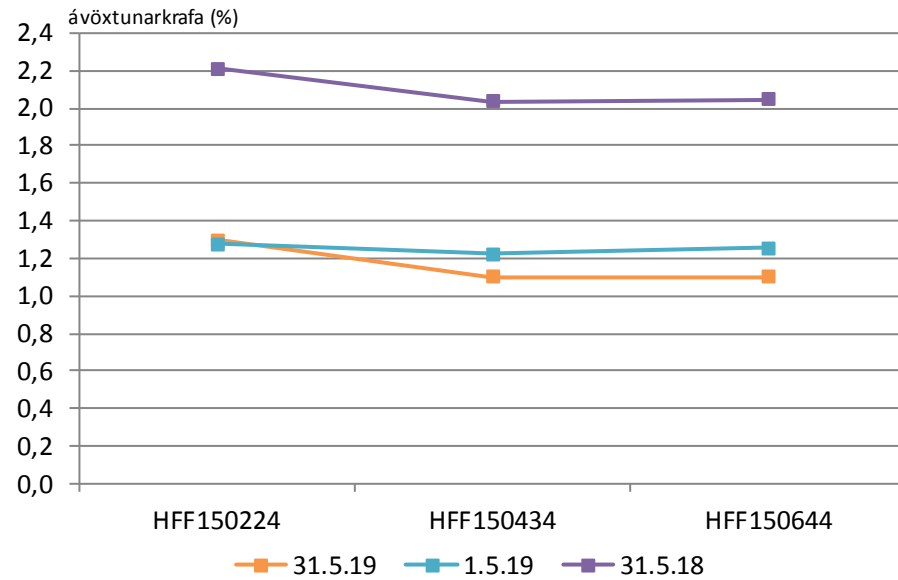
RIKB 20 - RIKS 21 RIKB 22 - RIKS 21

Íbúðabréf

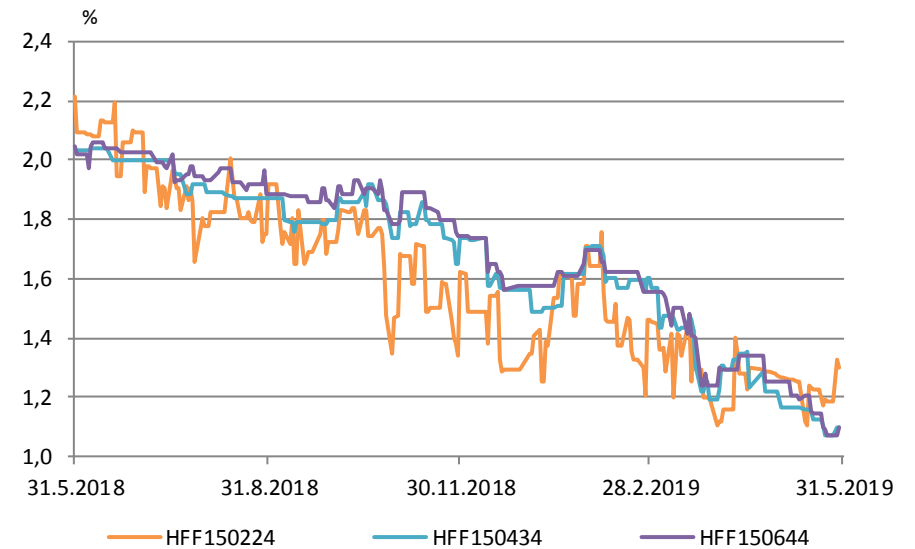
	verð	krafa	velta (ma.kr./viku)	Breyting síðan ...				
				árm.	1V	1M	3M	12M
HFF150224	106,05	1,30	0,4	0,00	0,12	0,03	-0,15	-0,91
HFF150434	120,77	1,10	0,2	-0,46	0,03	-0,12	-0,47	-0,93
HFF150644	134,85	1,10	0,0	-0,47	0,03	-0,15	-0,45	-0,95

Heimild: Kodiak

Vaxtaferlar



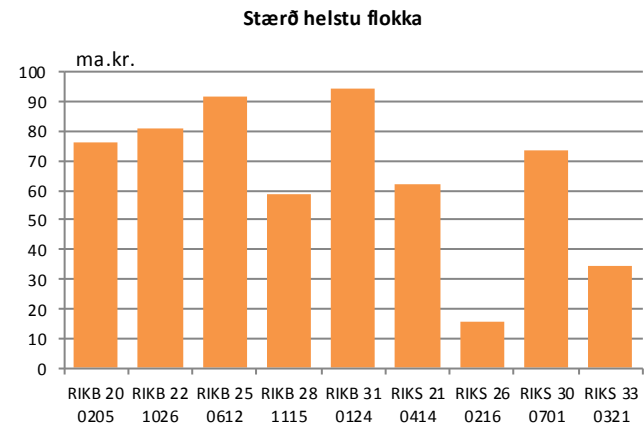
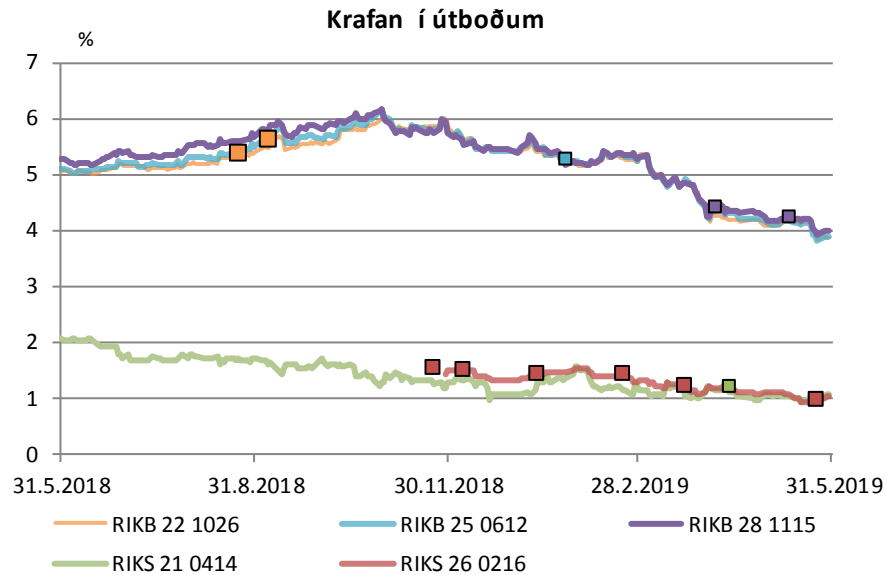
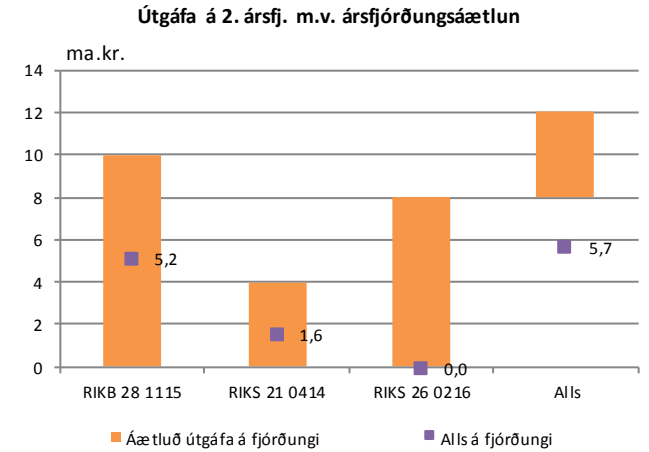
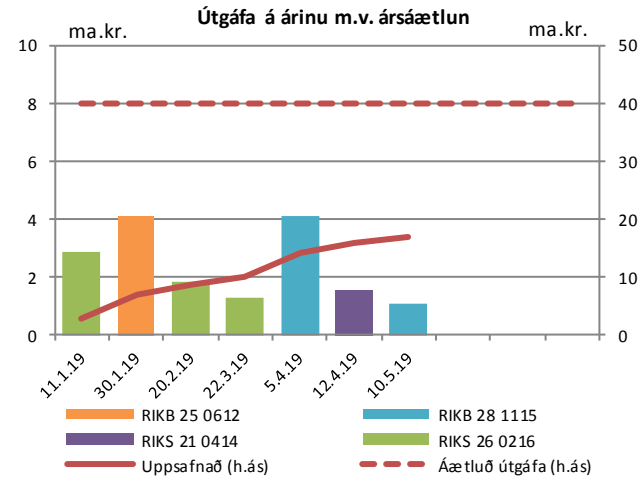
Þróun á kröfu



Útboð ríkisbréfa

Seinustu útboð		Tilboð	Samþykkt	Verð	Krafa
Dags	Flokkur				
24.5.19	RIKS 26 0216	5,4	1,7	103,58	0,95
10.5.19	RIKB 28 1115	3,9	1,0	105,70	4,25
12.4.19	RIKS 21 0414	12,8	1,5	105,05	1,22
5.4.19	RIKB 28 1115	4,1	3,9	104,40	4,42
22.3.19	RIKS 26 0216	4,4	1,3	101,90	1,21
21.2.19	RIKS 26 0216	2,6	1,9	100,59	1,41

Að nafnvirði (ma.kr.) Heimild: Lánamál Ríkisins

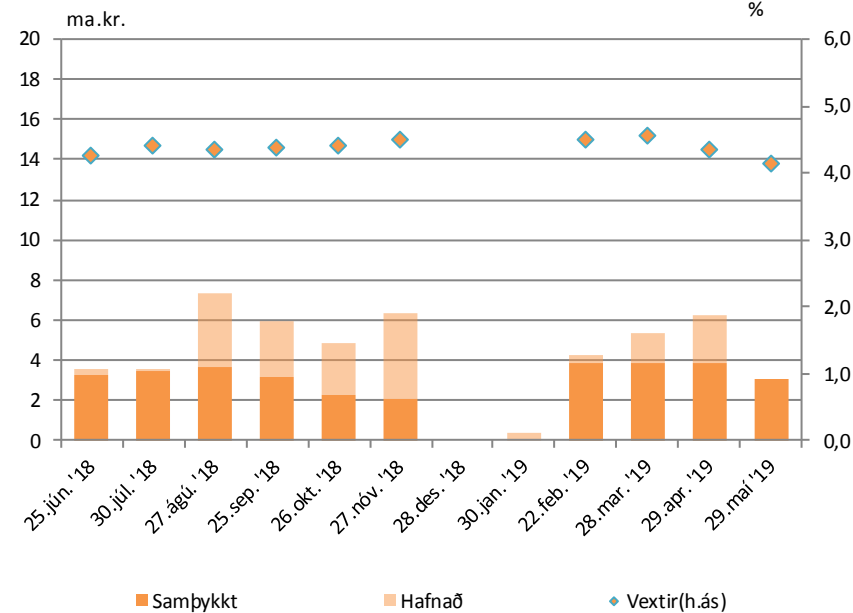


Útboð ríkisvixla

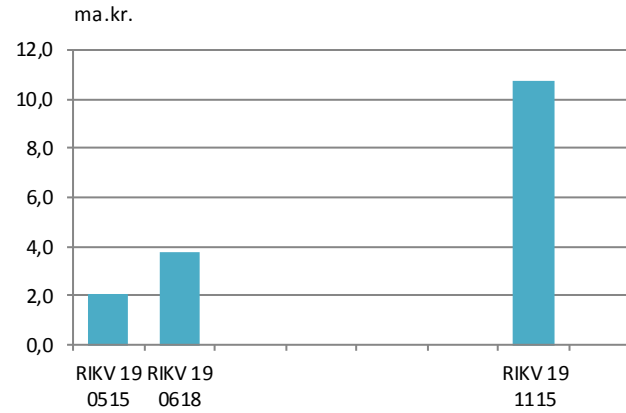
Dags.	Flokkur	Samþykkt	Vextir
29.04.19	RIKV 19 1115	3,1	4,15
29.04.19	RIKV 19 1115	3,8	4,35
28.03.19	RIKV 19 1115	3,8	4,56
22.02.19	RIKV 19 0618	3,8	4,50
30.01.19	RIKV 19 0515	0,0	-
28.12.19		<i>hætt við</i>	

Heimild: Lánamál ríkisins

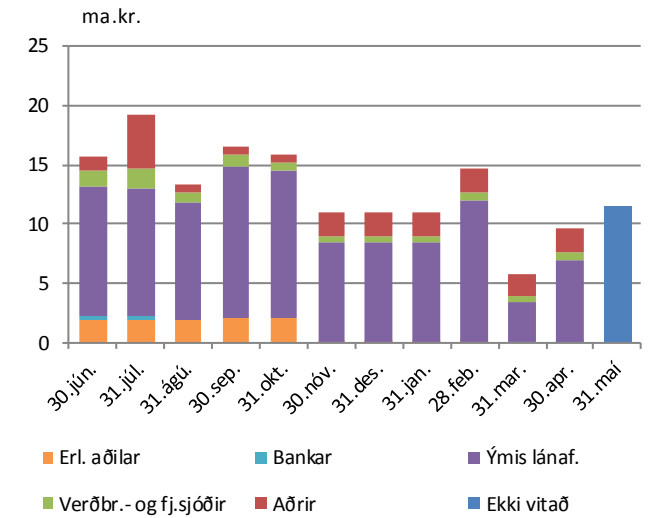
Niðurstaða útboða



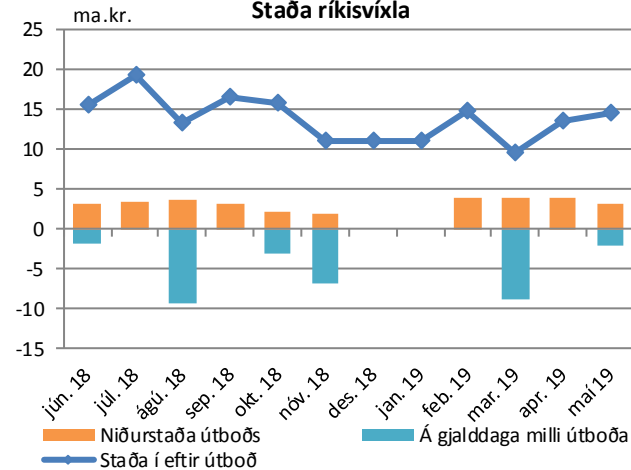
Útistandandi ríkisvixlar



Eigendaskipting



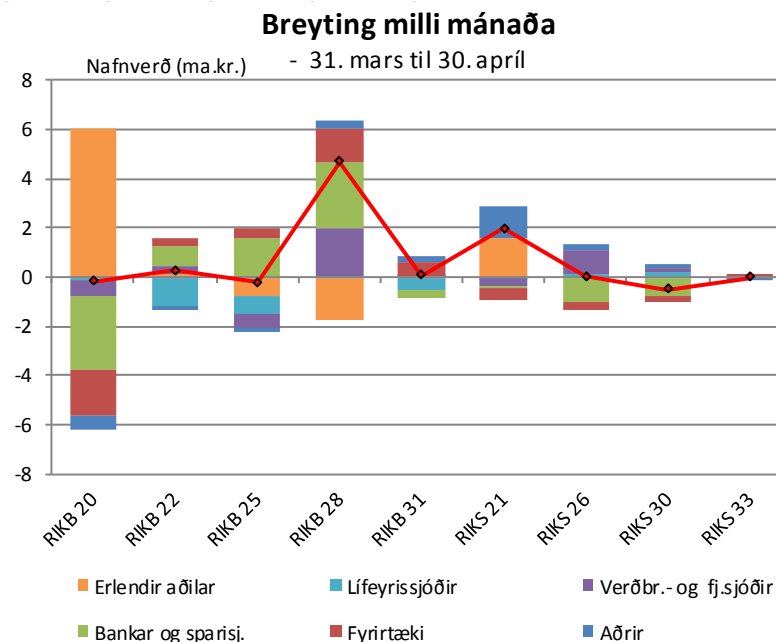
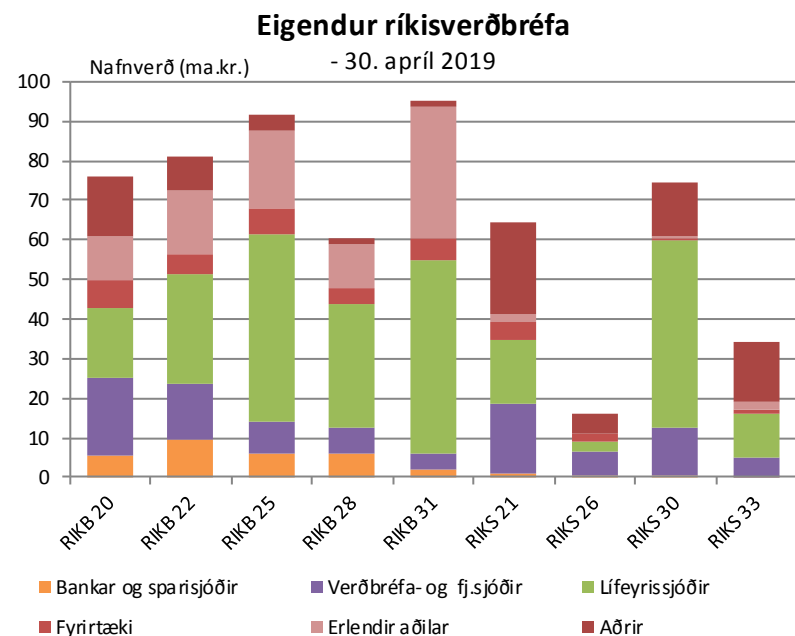
Staða ríkisvixla



Eigendaskipti ríkisbréfa

	Eigendaskipting (ma.kr.)									
	RIKB 20	RIKB 22	RIKB 25	RIKB 28	RIKB 31	RIKS 21	RIKS 26	RIKS 30	RIKS 33	Alls
Bankar og sparisjóðir	5,5	9,3	5,9	5,9	1,9	1,1	0,5	0,3	0,1	30,4
Verðbréfa- og fj.sjóðir	19,9	14,2	8,2	6,8	3,9	17,5	6,0	12,4	4,9	93,9
Lífeyrissjóðir	17,2	27,5	47,1	31,2	49,1	16,1	2,4	46,9	11,0	248,5
Fyrirtæki	7,4	5,2	6,8	4,0	5,4	4,3	2,3	1,0	1,1	37,5
Aðrir	15,3	8,9	3,7	1,3	1,3	23,4	4,8	14,0	15,1	87,9
Erlendir aðilar	10,8	16,0	19,8	11,1	33,4	1,9	0,0	0,0	2,0	95,1
Nafnverð alls (ma.kr.)	76,2	81,3	91,5	60,3	94,9	64,4	16,0	74,7	34,2	593,3

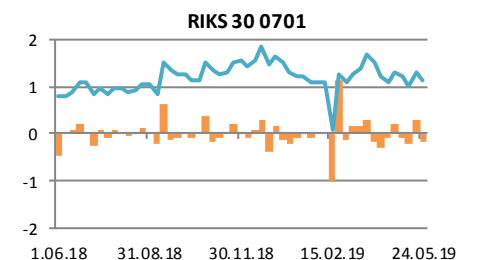
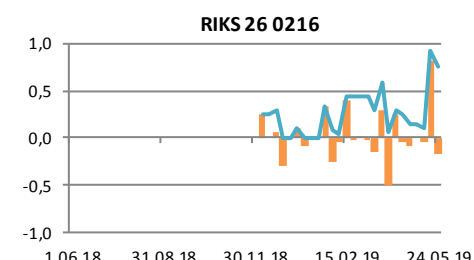
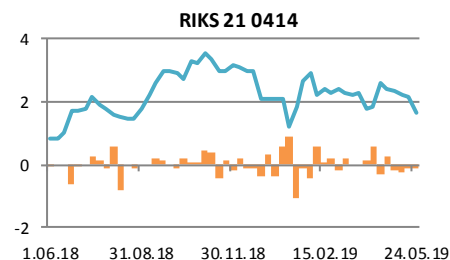
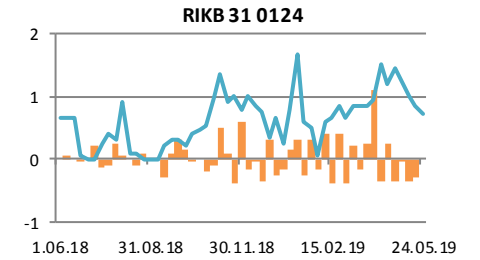
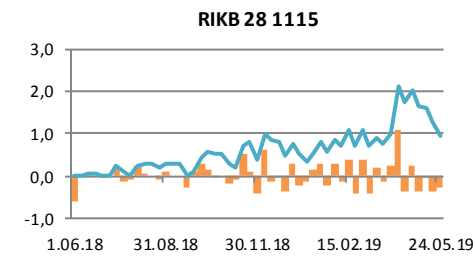
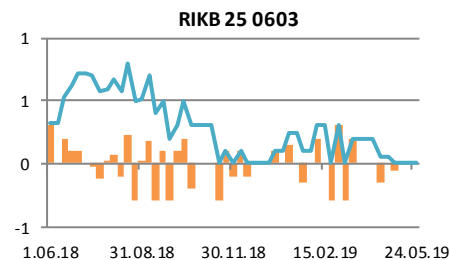
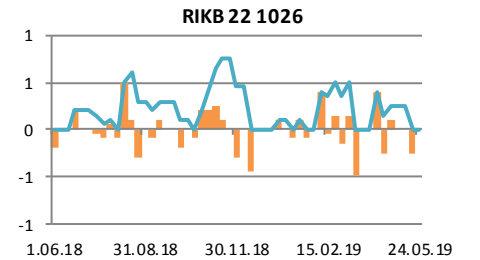
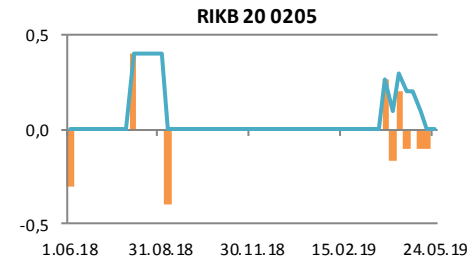
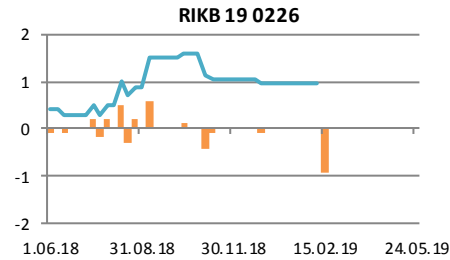
Heimild: Lánamál ríkisins



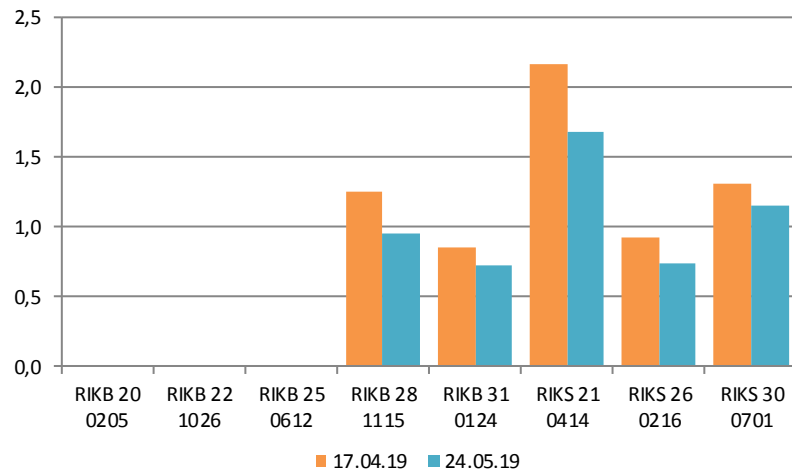
Verðbréfalán

Flokkur	Nafnverð (m.kr.)	Breyting síðan				
		1V	4V	12V	26V	52V
RIKB 20 0205	0	0	-200	0	0	0
RIKB 22 1026	0	0	-250	-500	-450	0
RIKB 25 0612	0	0	-50	0	0	-325
RIKB 28 1115	950	-300	-1.050	250	550	950
RIKB 31 0124	730	-120	-720	-120	-70	80
RIKS 21 0414	1.677	-485	-753	-611	-1.482	827
RIKS 26 0216	745	-180	595			
RIKS 30 0701	1.150	-154	-150	-100	-400	350

Heimild: Lánamál Ríkisins



Breyting milli vikna



Innihald og form skjals þessa er unnið af starfsmönnum Hagfræðideildar Landsbankans hf. (hagfraedideild@landsbankinn.is) og byggist á aðgengilegum opinberum upplýsingum á þeim tíma sem greiningin var unnin. Mat á þeim upplýsingum endurspeglar skoðanir starfsmanna Hagfræðideildar Landsbankans á þeim degi þegar greiningin er dagsett, en þær geta breyst án fyrirvara.

Landsbankinn hf. og starfsfólk hans taka ekki ábyrgð á viðskiptum sem byggð eru á þeim upplýsingum og skoðunum sem hér eru settar fram.

Bent skal á að Landsbankinn hf. getur á hverjum tíma haft beinna eða óbeinna hagsmuna að gæta, ýmist sjálfur, dótturfélög hans eða fyrir hönd viðskiptamanna, s.s. sem fjárfestir, lánardrottinn eða þjónustuaðili. Greiningar eru engu að síður unnar sjálfstætt af Hagfræðideild Landsbankans og innan Landsbankans eru í gildi reglur um aðskilnað starfssviða sem eru aðgengilegar á vef bankans.

