



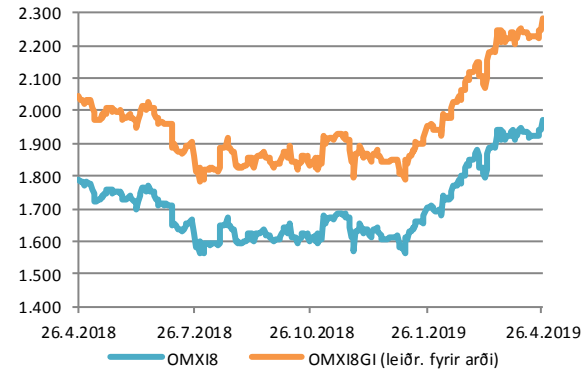
Vikubyrjun
Innlendar markaðsupplýsingar
29. apríl 2019

Hlutabréf

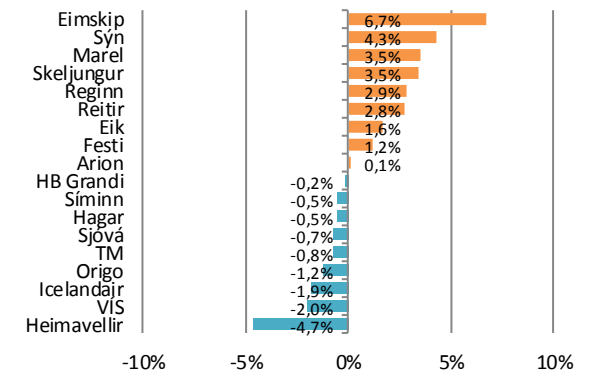
Félag	Verð	Velta (m.kr.)	Breyting síðan ...				
			áramót	1V	1M	3M	12M
OMX18	1969,8	5.094	22,1%	2,3%	1,9%	15,5%	10,2%
OMX18GI	2282,0		23,5%	2,3%	2,0%	16,9%	11,7%
Marel	540,0	1.512	48,2%	3,5%	-0,2%	38,1%	41,8%
Icelandair	8,9	569	-6,8%	-1,9%	10,1%	-15,8%	-34,6%
Eimskip	183,0	199	-18,1%	6,7%	6,1%	-13,9%	-17,4%
HB Grandi	29,8	24	-8,9%	-0,2%	-0,1%	-3,4%	-7,6%
Hagar	42,9	55	-7,9%	-0,5%	-1,6%	-8,8%	3,7%
Festi	118,4	171	2,5%	1,2%	4,3%	0,3%	5,2%
Skeljungur	8,3	530	16,3%	3,5%	16,6%	13,5%	24,9%
Sýn	34,0	174	-18,7%	4,3%	10,7%	-15,8%	-52,2%
Síminn	3,9	159	5,9%	-0,5%	0,8%	2,1%	-11,7%
Origo	20,8	10	-9,7%	-1,2%	-2,1%	-9,1%	5,8%
Arion	76,1	78	15,2%	0,1%	3,5%	8,3%	
Sjóvá	17,6	91	30,8%	-0,7%	8,3%	26,6%	4,9%
VÍS	12,5	62	34,6%	-2,0%	11,0%	27,3%	-3,2%
TM	32,5	28	29,1%	-0,8%	10,9%	21,9%	-6,9%
Reginn	21,4	233	1,4%	2,9%	6,7%	-4,0%	-13,0%
Reitir	78,9	826	7,5%	2,8%	10,0%	6,3%	-14,2%
Eik	8,6	375	7,6%	1,6%	7,6%	1,8%	-12,4%
Heimavellir	1,2	31	8,0%	-4,7%	-3,2%	6,1%	

Leiðrétt fyrir arðgreiðslum. Heimild: Kodiak, útreikningar Hagfræðideildar

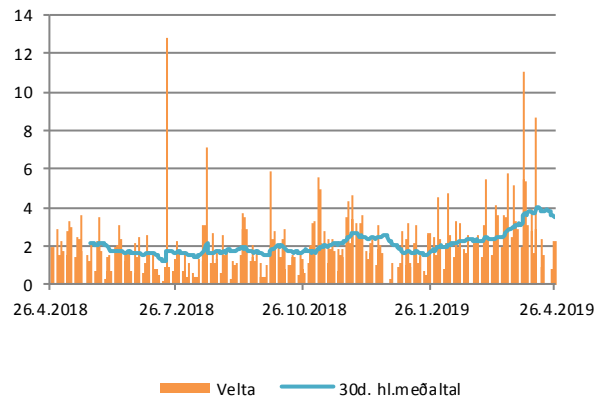
Úrvalsvísitalan



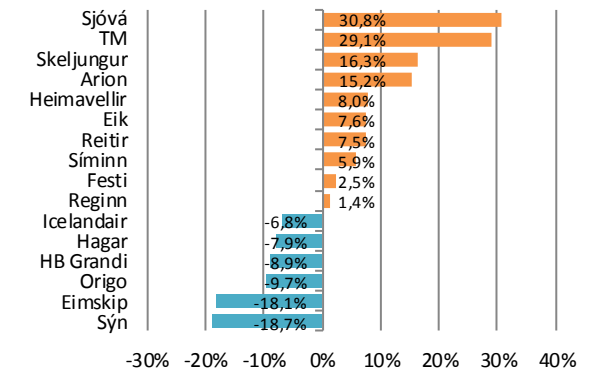
Breyting í vikunni



Velta



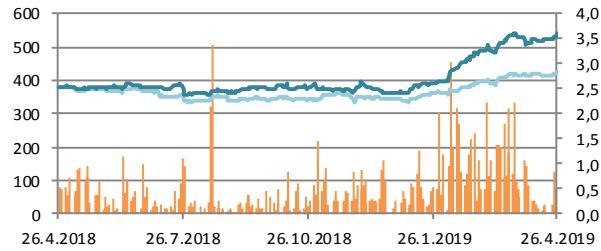
Frá áramótum



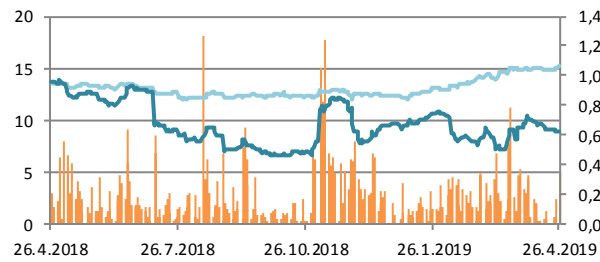
Hlutabréf

— Velta (h.ás, ma.kr./dag)
— Verð
— OMXIB

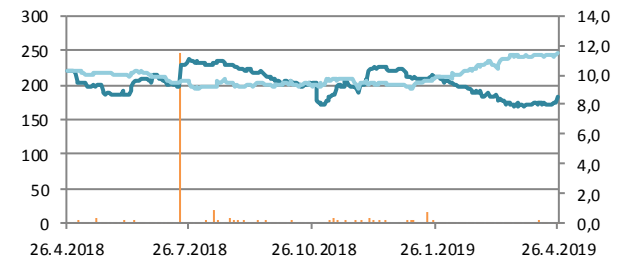
Marel



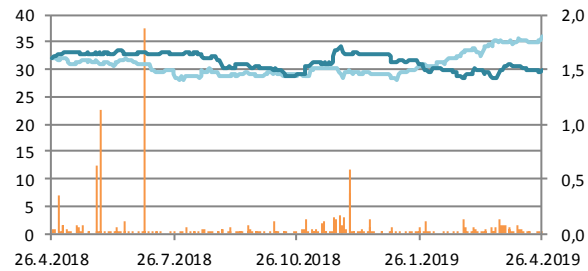
Icelandair



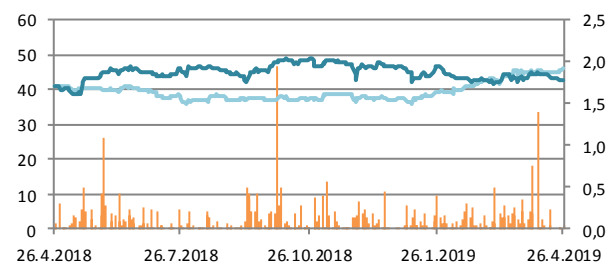
Eimskip



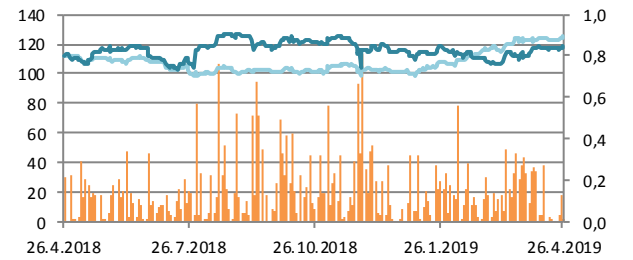
HB Grandi



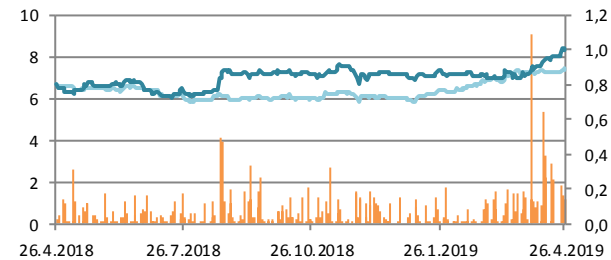
Hagar



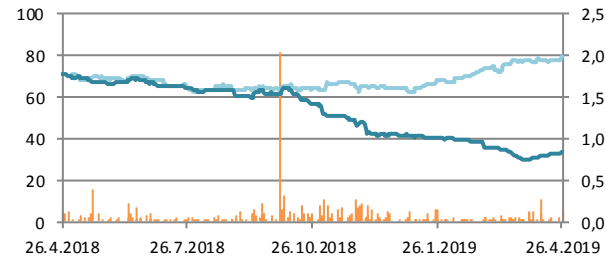
Festi



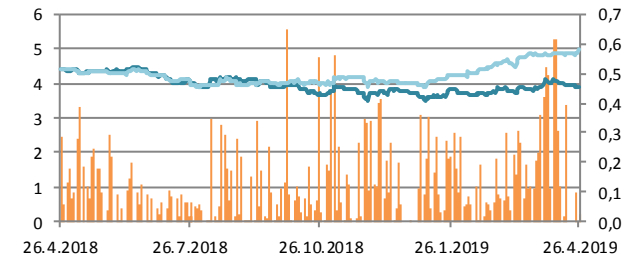
Skeljungur



Sýn



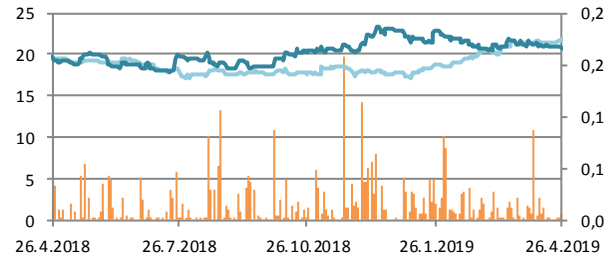
Síminn



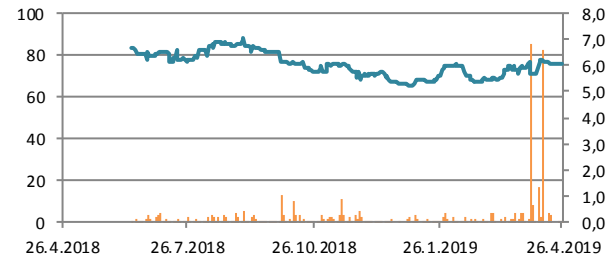
Hlutabréf

— Velta (h.ás, ma.kr./dag)
— Verð
— OMXIB

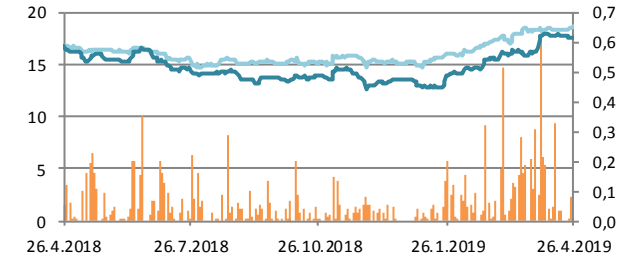
Origo



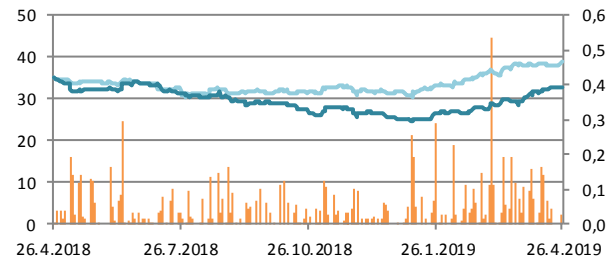
Arion



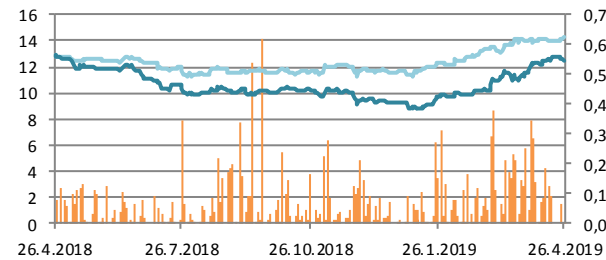
Sjóvá



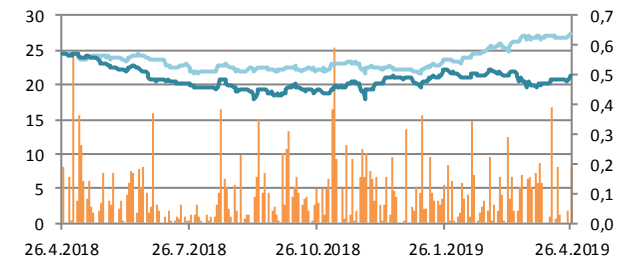
TM



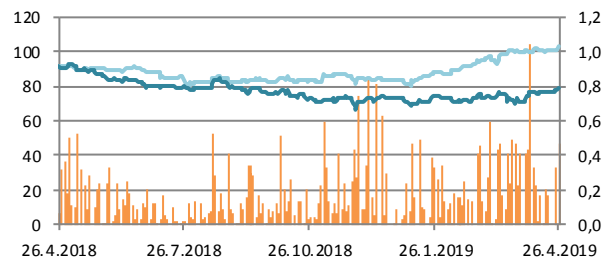
VÍS



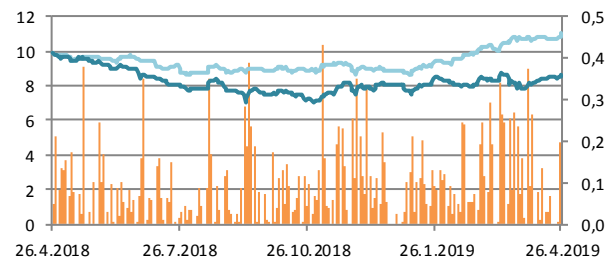
Reginn



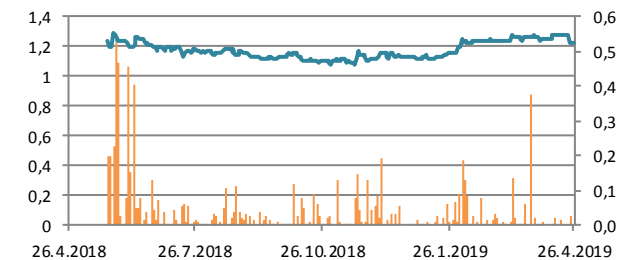
Reitir



Eik

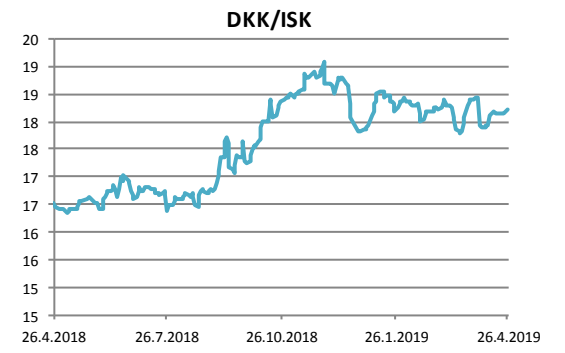
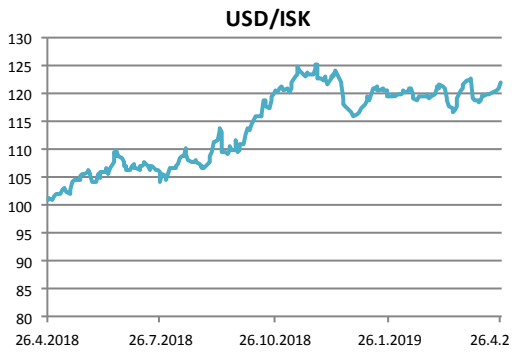
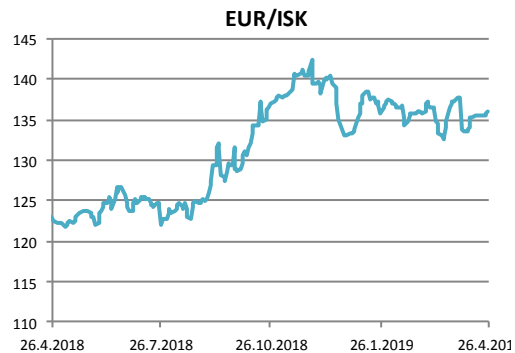


Heimavellir

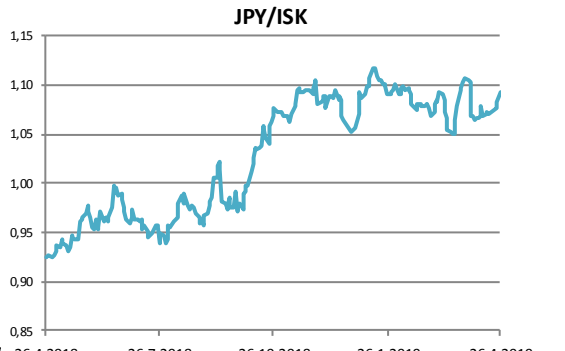
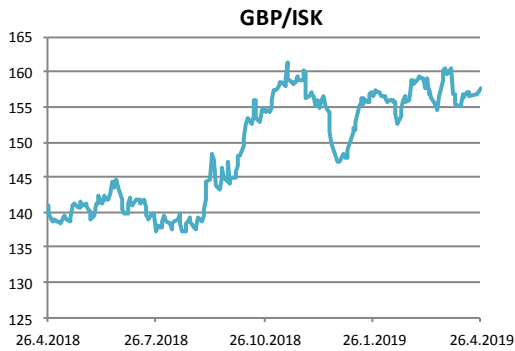
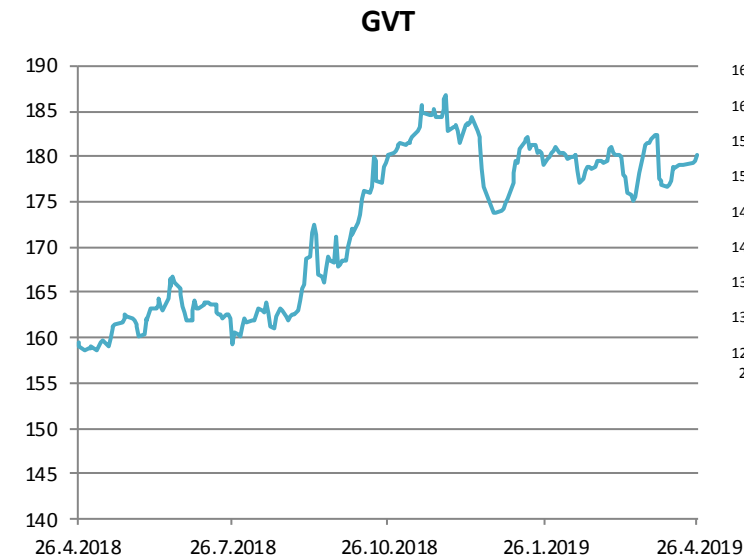


Gjaldeyrismarkaðurinn

Gengi ISK	26.apr	Breyting síðan ...				
		áramót	1V	1M	3M	12M
GVT	180,1	3,5%	0,6%	-0,6%	0,6%	12,9%
EUR	136,0	2,1%	0,3%	-0,8%	0,2%	10,6%
USD	122,1	5,0%	1,9%	0,8%	2,0%	20,9%
GBP	157,7	6,3%	0,8%	-1,6%	0,8%	11,9%
SEK	12,8	-1,4%	-1,1%	-2,2%	-2,7%	9,1%
DKK	18,2	2,1%	0,3%	-0,8%	0,2%	10,3%
NOK	14,1	5,0%	-0,6%	-1,0%	0,7%	10,7%
JPY	1,09	3,3%	2,0%	-0,5%	0,2%	18,1%



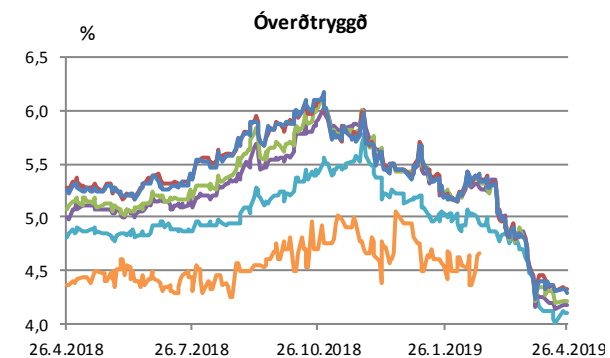
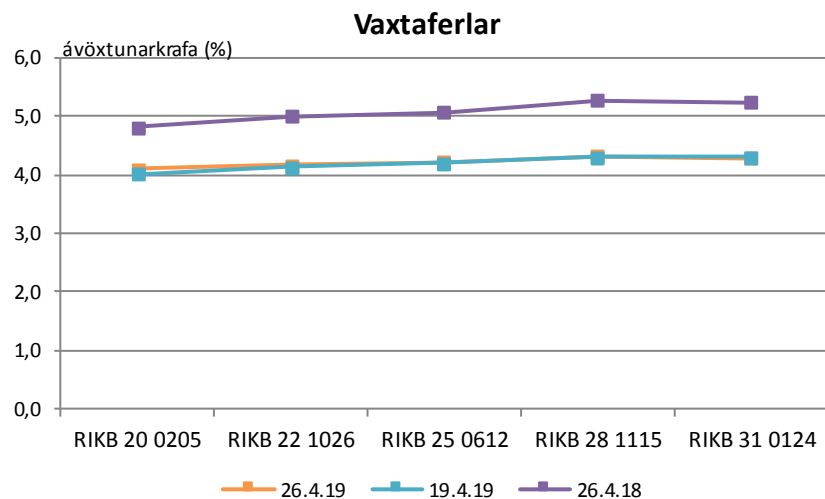
Miðgengi Seðlabanka Íslands. Heimild: Kodiak



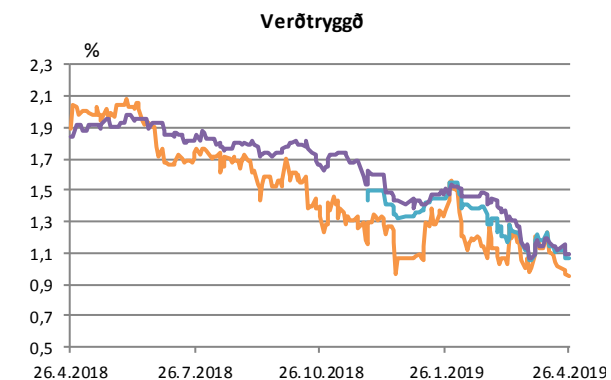
Ríkisbréf

	verð	krafa	velta (ma.kr./viku)	Breyting síðan ...				
				árm.	1V	1M	3M	12M
RIKB 20 0205	101,57	4,11	0,6	-1,02	0,09	-0,52	-0,93	-0,70
RIKB 22 1026	109,77	4,17	0,9	-1,27	0,03	-0,64	-1,03	-0,83
RIKB 25 0612	120,03	4,21	0,7	-1,22	0,02	-0,60	-0,98	-0,86
RIKB 28 1115	105,22	4,32	0,3	-1,13	0,01	-0,49	-0,86	-0,97
RIKB 31 0124	119,95	4,30	0,3	-1,14	0,00	-0,49	-0,89	-0,96
RIKS 21 0414	105,50	0,95	0,3	-0,12	-0,07	-0,07	-0,42	-0,94
RIKS 26 0216	102,81	1,07	1,0	-0,26	-0,05	-0,07	-0,38	
RIKS 30 0701	122,62	1,09	0,4	-0,32	-0,03	-0,04	-0,42	-0,76

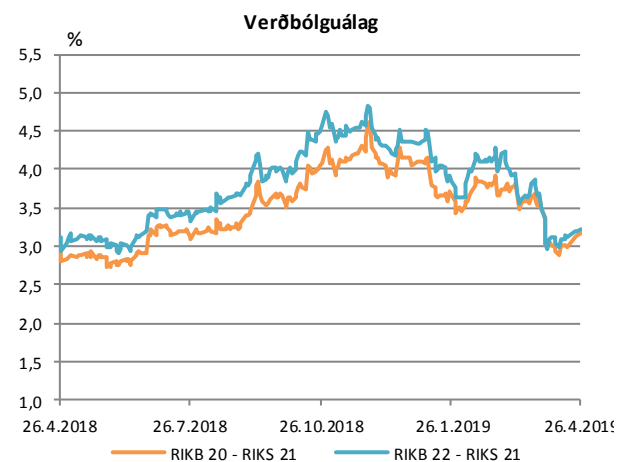
Heimild: Kodiak



— RIKB 19 0226 — RIKB 20 0205 — RIKB 22 1026
— RIKB 25 0612 — RIKB 28 1115 — RIKB 31 0124



— RIKS 21 0414 — RIKS 26 0216 — RIKS 30 0701



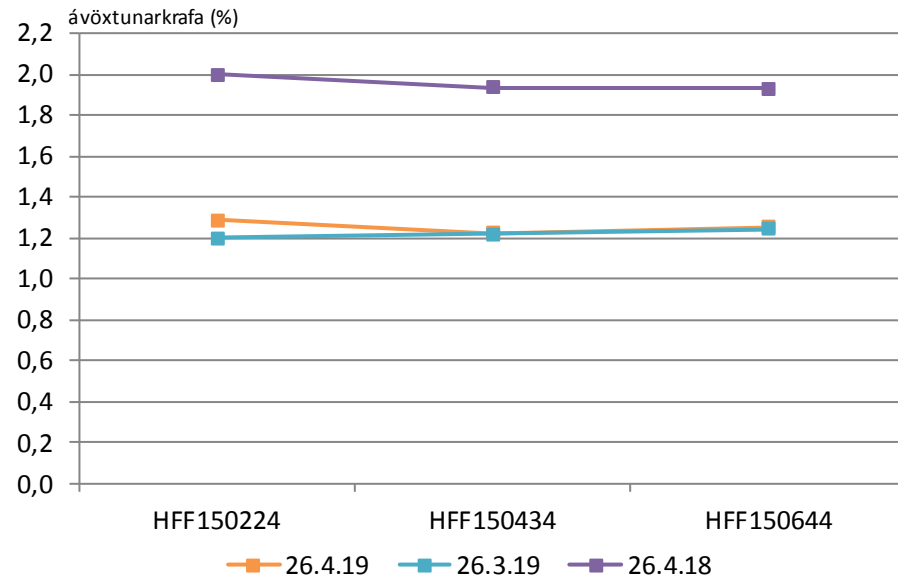
— RIKB 20 - RIKS 21 — RIKB 22 - RIKS 21

Íbúðabréf

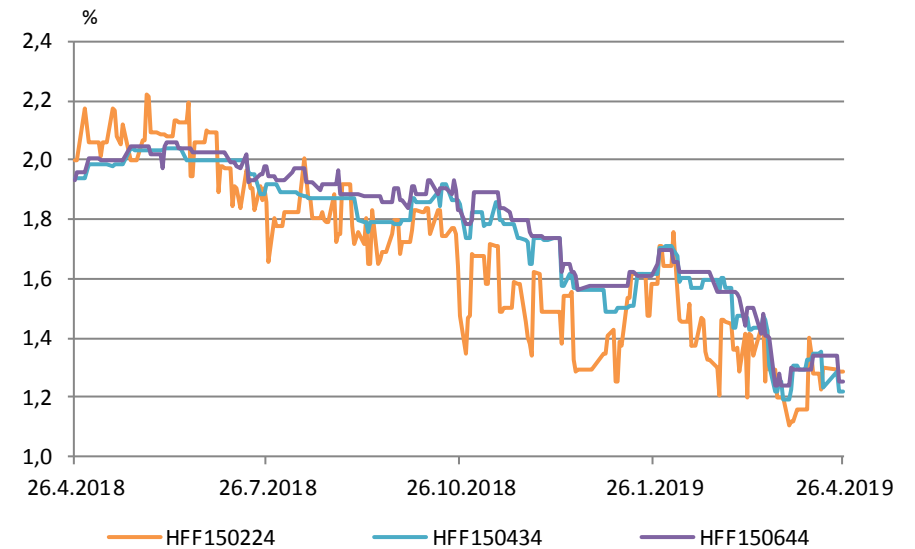
	verð	krafa	velta (ma.kr./viku)	Breyting síðan ...				
				árm.	1V	1M	3M	12M
HFF150224	106,30	1,28	0,0	-0,01	-0,01	0,08	-0,30	-0,71
HFF150434	119,89	1,22	0,1	-0,34	-0,01	0,00	-0,39	-0,71
HFF150644	132,60	1,25	0,1	-0,32	-0,09	0,01	-0,36	-0,68

Heimild: Kodiak

Vaxtaferlar



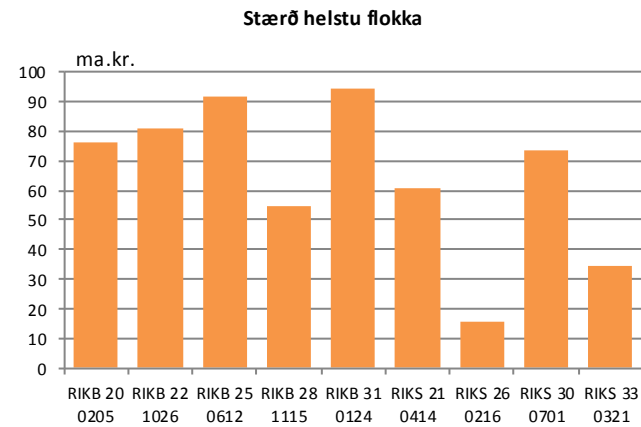
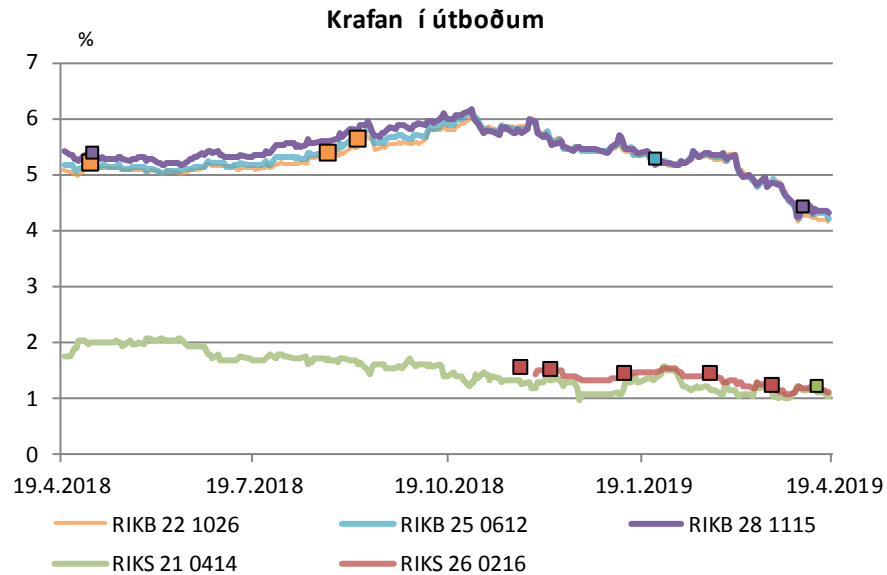
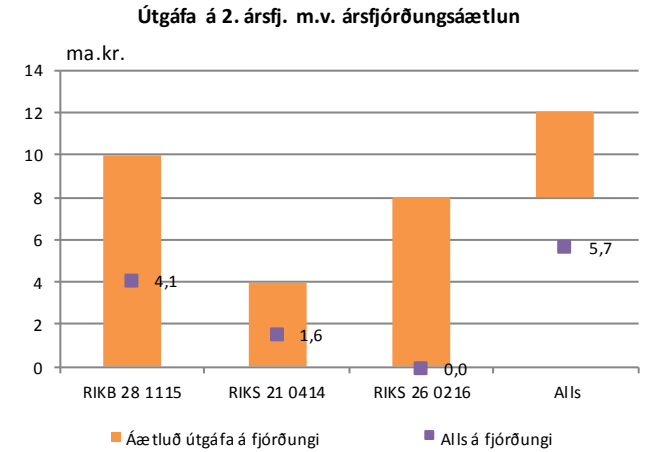
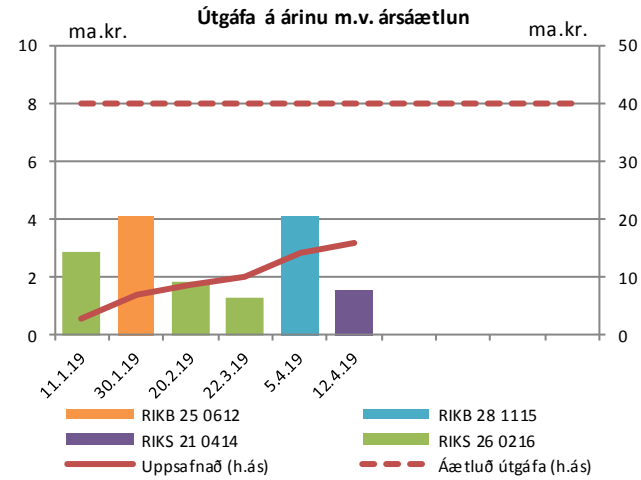
Þróun á kröfu



Útboð ríkisbréfa

Seinustu útboð		Tilboð	Samþykkt	Verð	Krafa
Dags	Flokkur				
12.4.19	RIKS 21 0414	12,8	1,5	105,05	1,22
5.4.19	RIKB 28 1115	4,1	3,9	104,40	4,42
22.3.19	RIKS 26 0216	4,4	1,3	101,90	1,21
21.2.19	RIKS 26 0216	2,6	1,9	100,59	1,41
25.1.19	RIKB 25 0612	7,3	3,6	114,37	5,27
11.1.19	RIKS 26 0216	3,2	2,8	100,56	1,42

Að nafnvirði (ma.kr.) Heimild: Lánamál Ríkisins

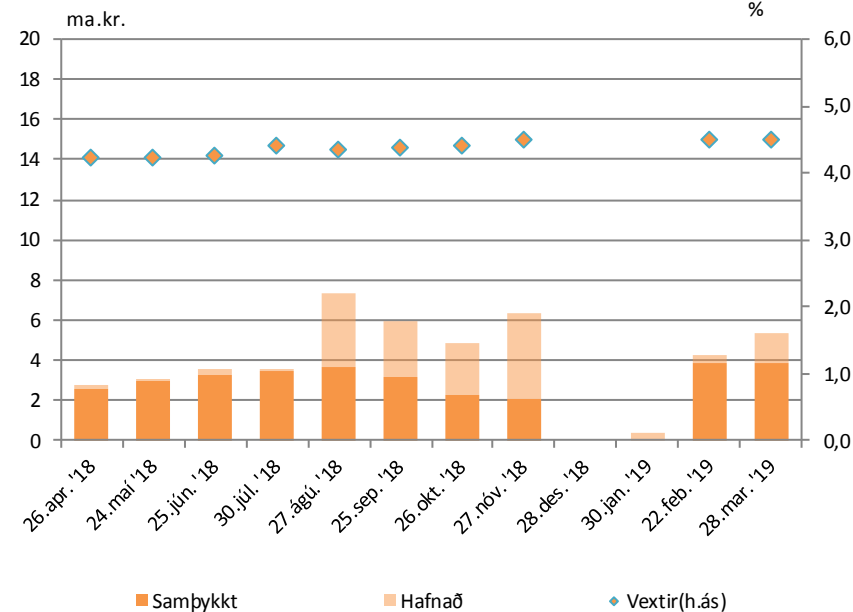


Útboð ríkisvígla

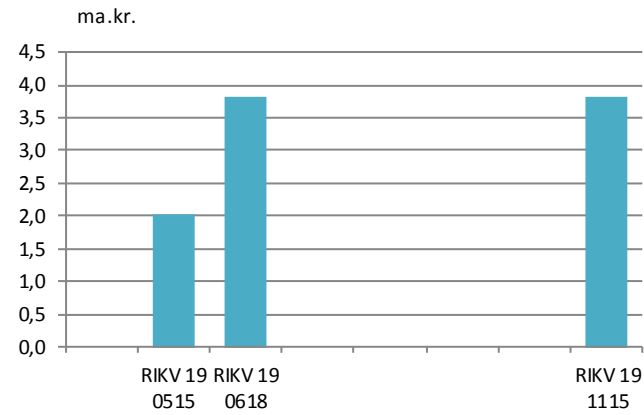
Dags.	Flokkur	Samþykkt	Vextir
28.03.19	RIKV 19 11/15	3,8	4,56
22.02.19	RIKV 19 0618	3,8	4,50
30.01.19	RIKV 19 0515	0,0	-
28.12.19		<i>hætt við</i>	
27.11.18	RIKV 19 0515	2,0	4,50
26.10.18	RIKV 19 0315	2,2	4,43

Heimild: Lánamál ríkisins

Niðurstaða útboða



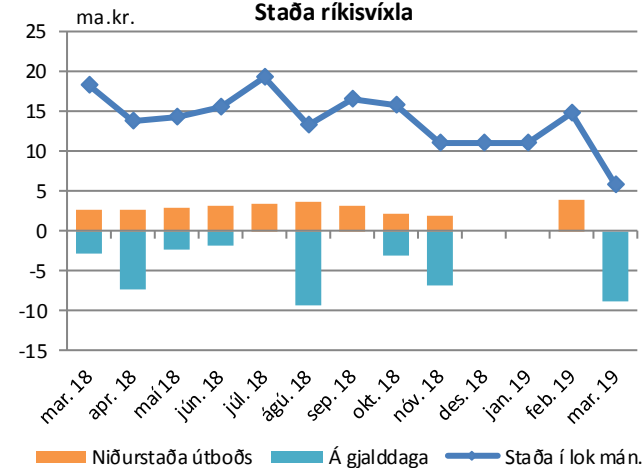
Útistandandi ríkisvíglar



Eigendaskipting



Staða ríkisvígla

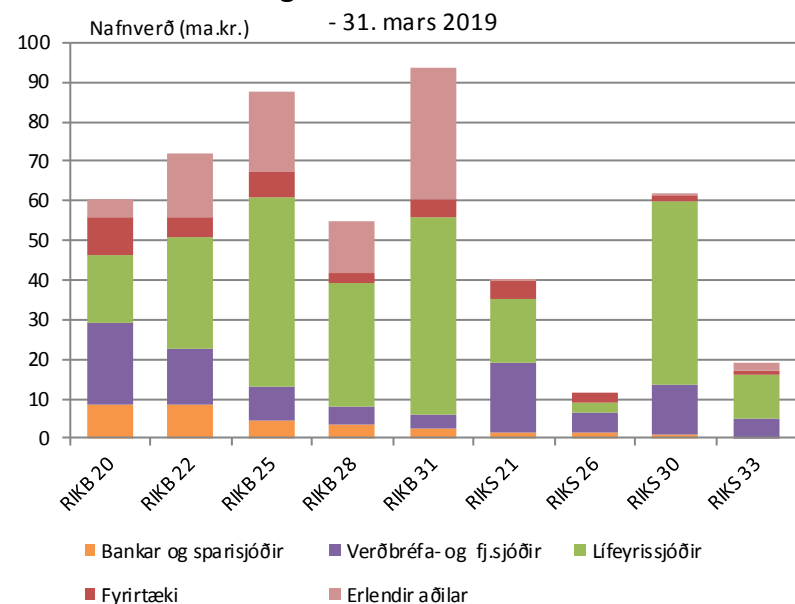


Eigendaskipti ríkisbréfa

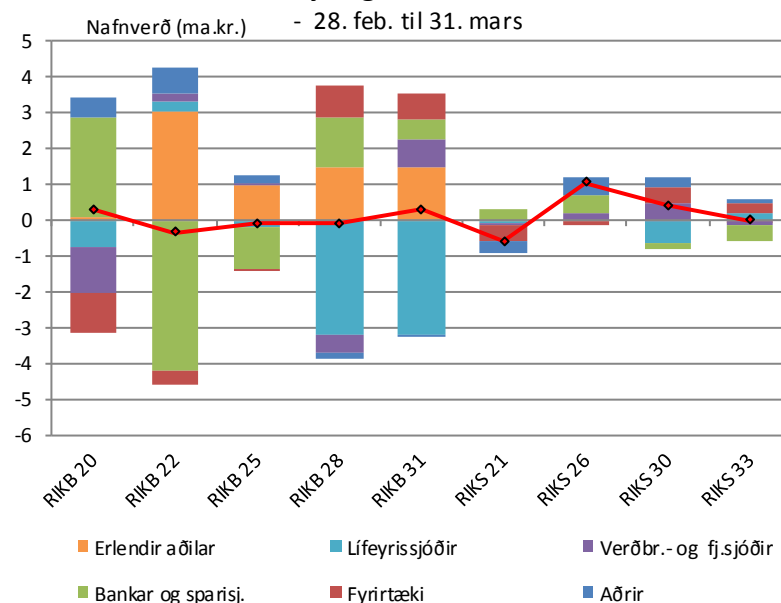
	Eigendaskipting (ma.kr.)									
	RIKB 20	RIKB 22	RIKB 25	RIKB 28	RIKB 31	RIKS 21	RIKS 26	RIKS 30	RIKS 33	Alls
Bankar og sparisjóðir	8,4	8,5	4,3	3,2	2,3	1,2	1,5	1,1	0,1	30,7
Verðbréfa- og fj.sjóðir	20,6	13,9	8,7	4,9	3,8	17,8	5,0	12,3	4,9	91,9
Lífeyrissjóðir	17,3	28,7	47,8	31,1	49,6	16,2	2,2	46,7	10,9	250,6
Fyrirtæki	9,3	4,9	6,4	2,6	4,8	4,7	2,5	1,2	1,1	37,4
Aðrir	16,0	9,1	3,9	0,9	1,1	22,1	4,6	13,9	15,1	86,7
Erlendir aðilar	4,8	15,9	20,6	12,9	33,4	0,4	0,0	0,0	2,0	89,9
Nafnverð alls (ma.kr)	76,3	81,0	91,7	55,6	94,9	62,4	15,9	75,2	34,2	587,2

Heimild: Lánamál ríkisins

Eigendur ríkisverðbréfa



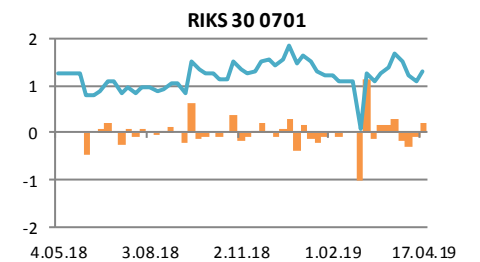
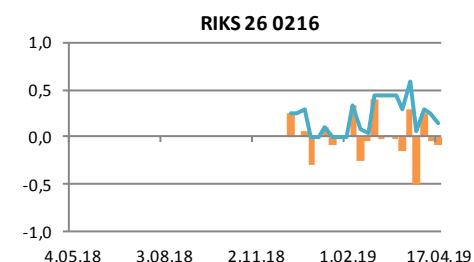
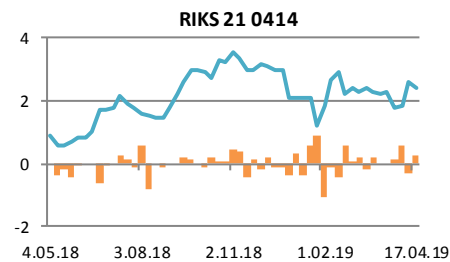
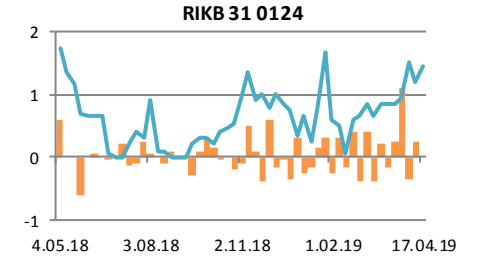
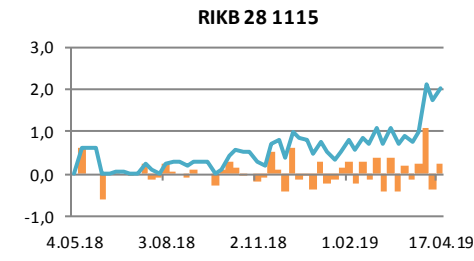
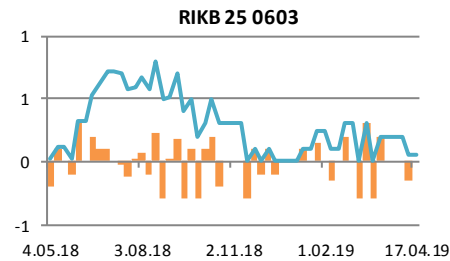
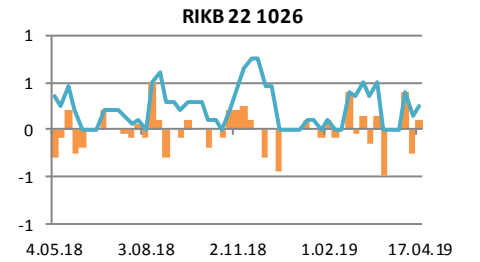
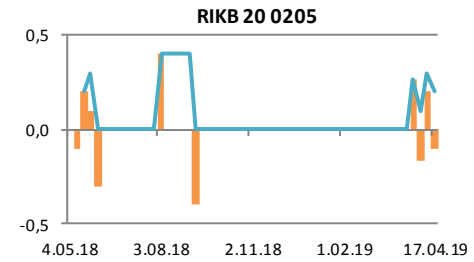
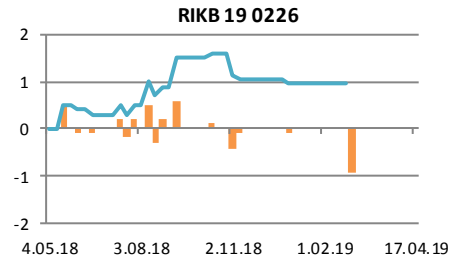
Breyting milli mánaða



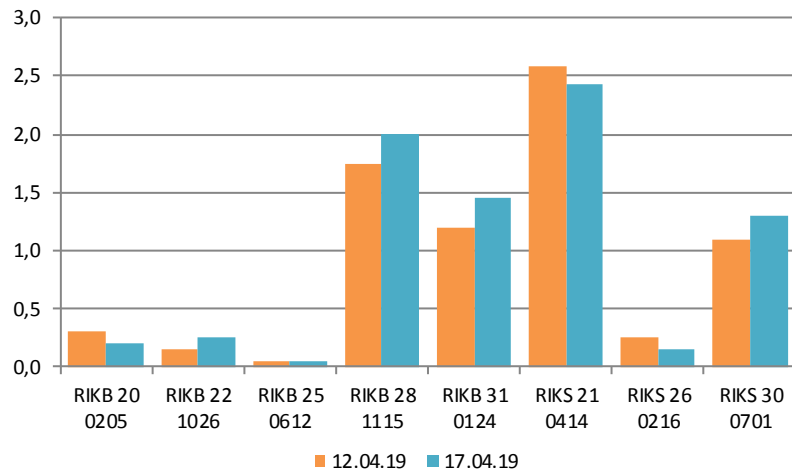
Verðbréfalán

Flokkur	Nafnverð (m.kr.)	Breyting síðan				
		1V	4V	12V	26V	52V
RIKB 20 0205	200	-100	200	200	200	100
RIKB 22 1026	250	100	250	250	-150	-100
RIKB 25 0612	50	0	-150	-50	-250	25
RIKB 28 1115	2.000	250	1.250	1.450	1.700	2.000
RIKB 31 0124	1.450	250	600	950	480	-300
RIKS 21 0414	2.430	-150	165	-241	-1.130	1.530
RIKS 26 0216	150	-100	-425			
RIKS 30 0701	1.300	200	-385	200	-50	50

Heimild: Lánamál Ríkisins



Breyting milli vikna



Innihald og form skjals þessa er unnið af starfsmönnum Hagfræðideildar Landsbankans hf. (hagfraedideild@landsbankinn.is) og byggist á aðgengilegum opinberum upplýsingum á þeim tíma sem greiningin var unnin. Mat á þeim upplýsingum endurspeglar skoðanir starfsmanna Hagfræðideildar Landsbankans á þeim degi þegar greiningin er dagsett, en þær geta breyst án fyrirvara.

Landsbankinn hf. og starfsfólk hans taka ekki ábyrgð á viðskiptum sem byggð eru á þeim upplýsingum og skoðunum sem hér eru settar fram.

Bent skal á að Landsbankinn hf. getur á hverjum tíma haft beinna eða óbeinna hagsmuna að gæta, ýmist sjálfur, dótturfélög hans eða fyrir hönd viðskiptamanna, s.s. sem fjárfestir, lánardrottinn eða þjónustuaðili. Greiningar eru engu að síður unnar sjálfstætt af Hagfræðideild Landsbankans og innan Landsbankans eru í gildi reglur um aðskilnað starfssviða sem eru aðgengilegar á vef bankans.

