



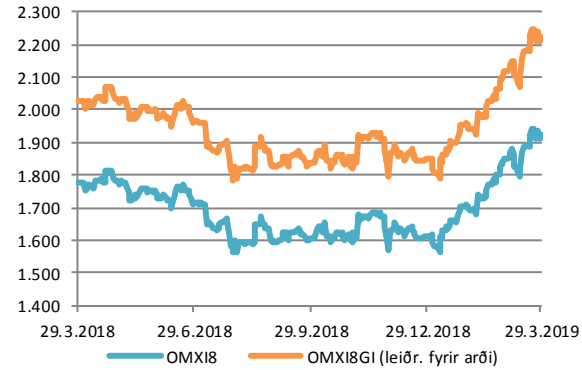
Vikubyrjun
Innlendar markaðsupplýsingar
1. apríl 2019

Hlutabréf

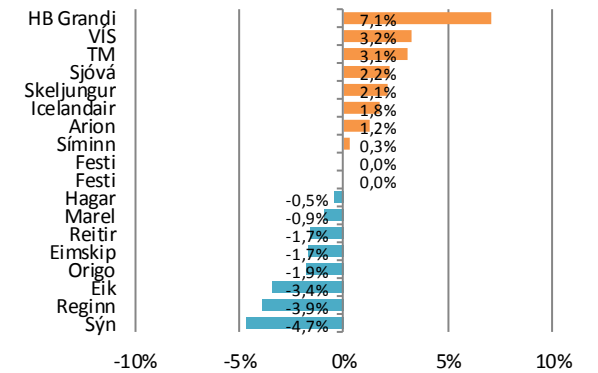
Félag	Verð	Velta (m.kr.)	Breyting síðan ...				
			áramót	1V	1M	3M	12M
OMX18	1921,9	15.244	19,1%	-1,0%	3,9%	19,1%	8,3%
OMX18GI	2223,1		20,4%	-1,0%	5,0%	20,4%	9,6%
Marel	531,0	4.505	45,7%	-0,9%	8,9%	45,7%	43,0%
Icelandair	9,3	1.026	-3,3%	1,8%	10,9%	-3,3%	-36,5%
Eimskip	171,5	92	-24,8%	-1,7%	-8,5%	-24,8%	-25,1%
HB Grandi	31,6	400	-6,2%	7,1%	5,3%	-6,2%	6,8%
Hagar	43,3	845	-7,1%	-0,5%	1,5%	-7,1%	4,2%
Festi	112,5	1.320	-2,6%	0,0%	4,7%	-2,6%	-5,5%
Skeljungur	7,2	513	0,3%	2,1%	2,3%	0,3%	12,5%
Sýn	30,3	118	-27,5%	-4,7%	-15,8%	-27,5%	-57,1%
Síminn	3,9	948	4,6%	0,3%	0,3%	4,6%	-12,2%
Origo	21,2	33	-7,7%	-1,9%	2,9%	-7,7%	-5,3%
Arion	73,9	945	11,9%	1,2%	9,1%	11,9%	
Sjóvá	16,3	649	20,7%	2,2%	5,8%	20,7%	-4,2%
VÍS	11,5	678	24,5%	3,2%	12,5%	24,5%	-4,1%
TM	30,3	351	20,1%	3,1%	10,0%	20,1%	-13,5%
Reginn	19,8	565	-6,2%	-3,9%	-10,0%	-6,2%	-19,7%
Reitir	71,3	1.640	-2,9%	-1,7%	-2,9%	-2,9%	-19,4%
Eik	8,2	617	-1,8%	-3,4%	-5,8%	-1,8%	-17,5%
Heimavellir	1,3	397	11,5%	0,0%	1,6%	11,5%	

Leiðrétt fyrir arðgreiðslum. Heimild: Kodiak, útreikningar Hagfræðideildar

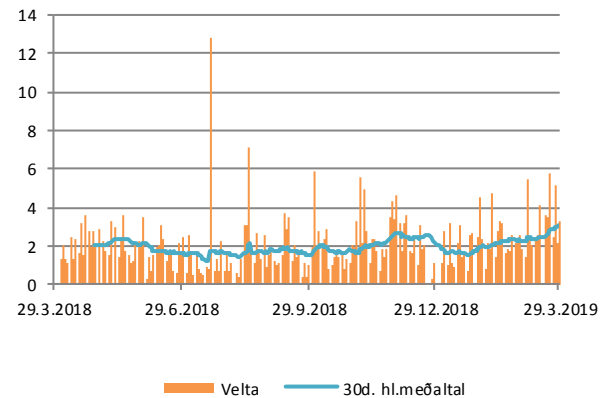
Úrvalsvísitalan



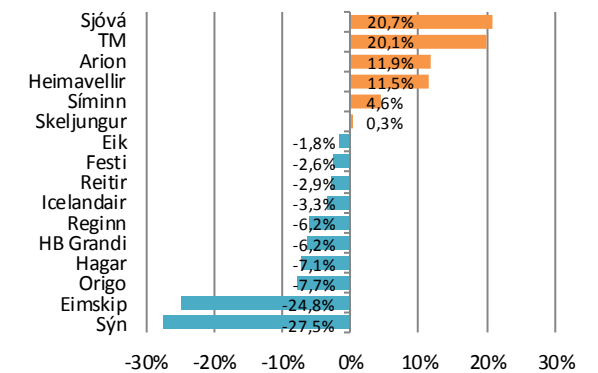
Breyting í vikunni



Velta



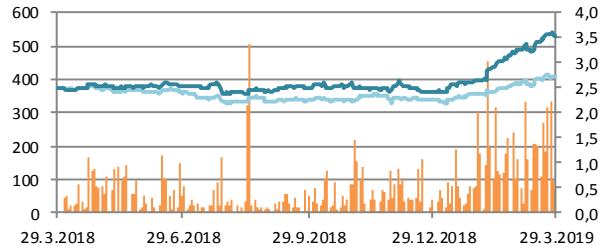
Frá áramótum



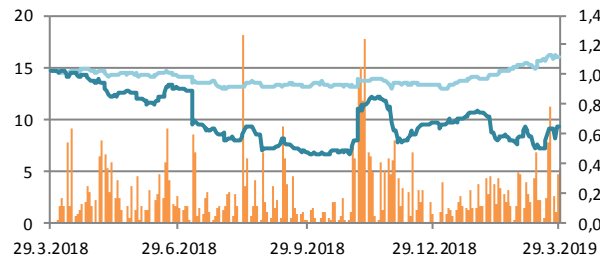
Hlutabréf

— Velta (h.ás, ma.kr./dag)
— Verð
— OMXIB

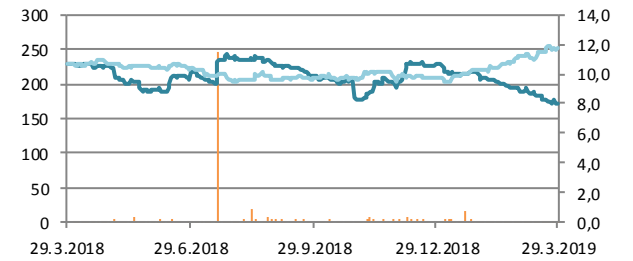
Marel



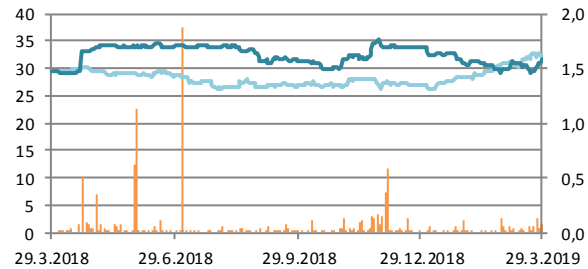
Icelandair



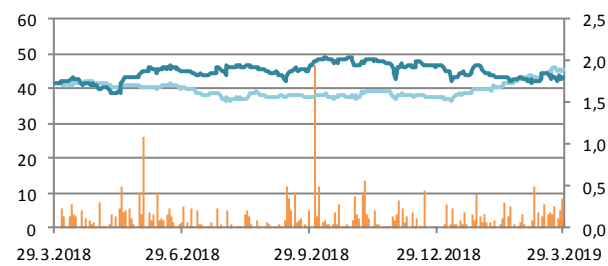
Eimskip



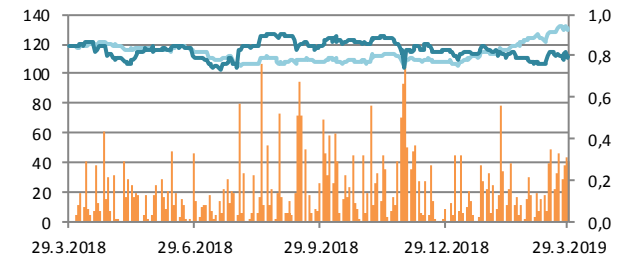
HB Grandi



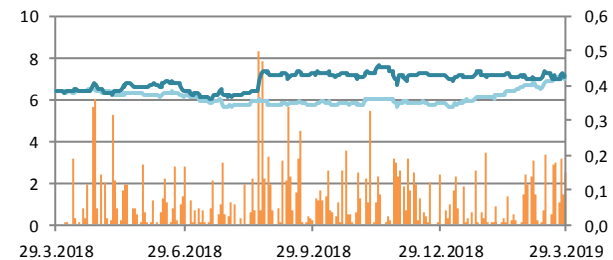
Hagar



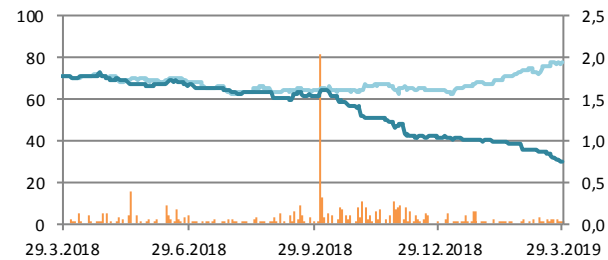
Festi



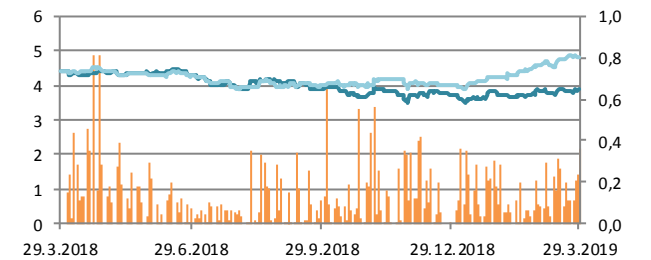
Skeljungur



Sýn



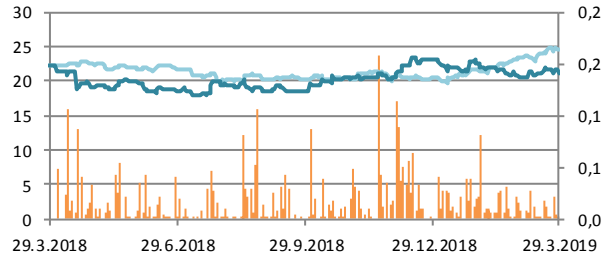
Síminn



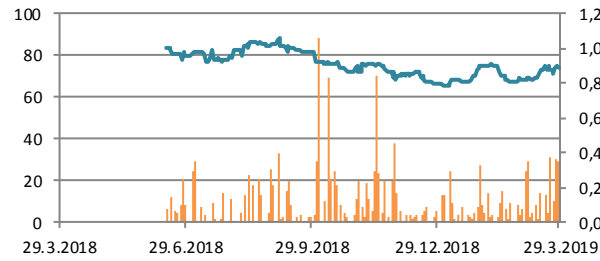
Hlutabréf

— Velta (h.ás, ma.kr./dag)
— Verð
— OMXIB

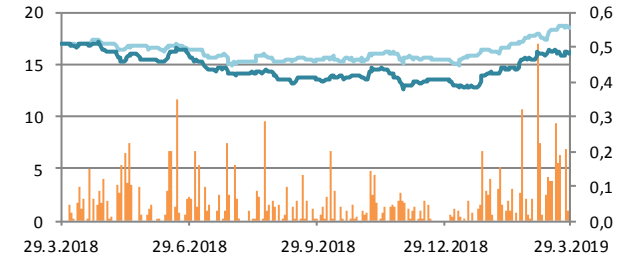
Origo



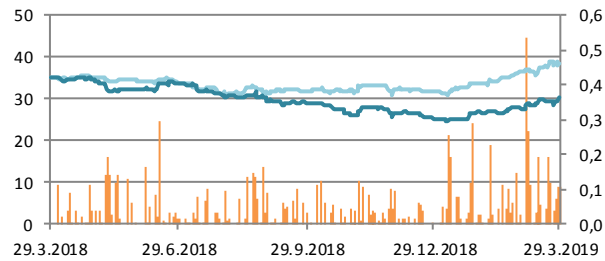
Arion



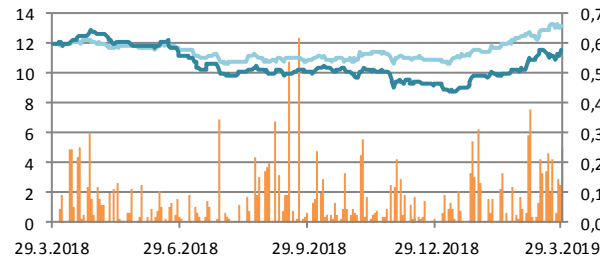
Sjóvá



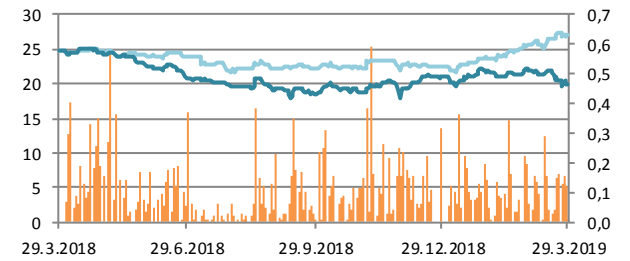
TM



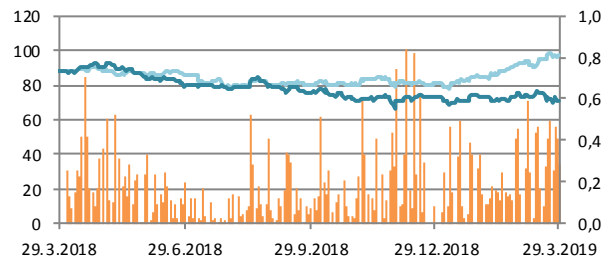
VÍS



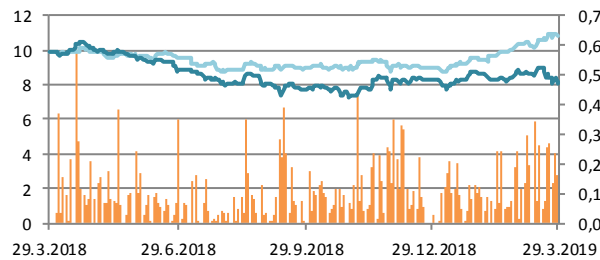
Reginn



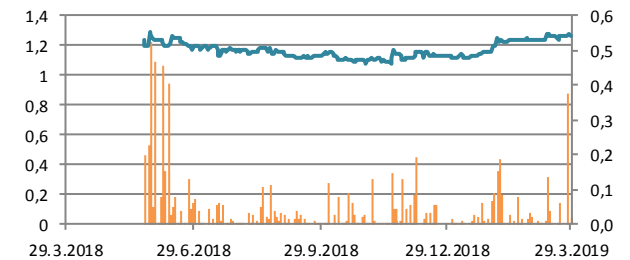
Reitir



Eik

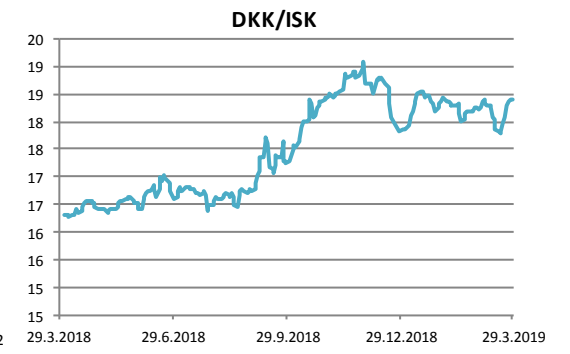
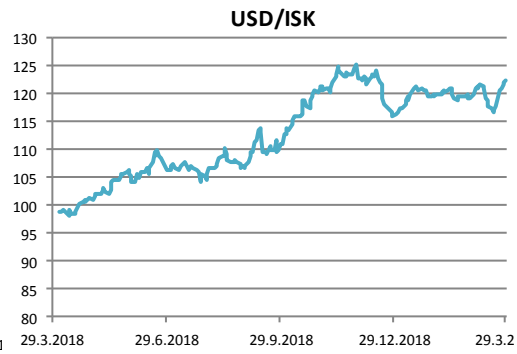
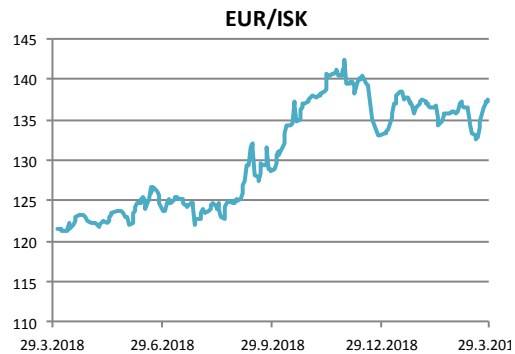


Heimavellir

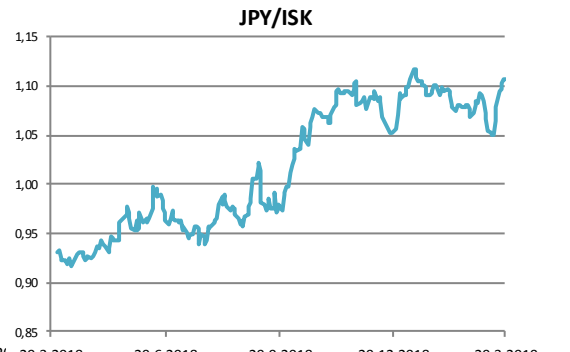
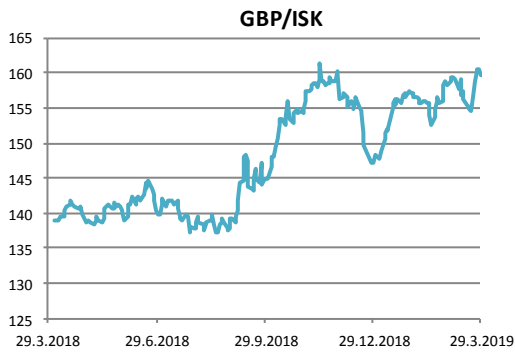
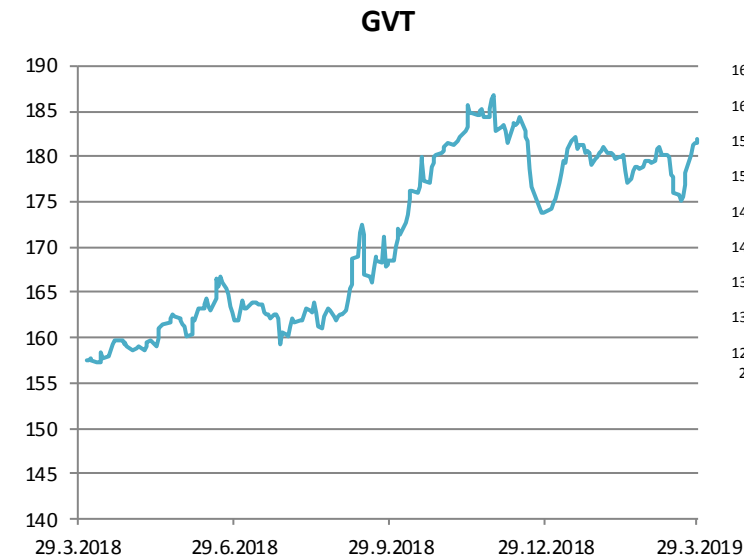


Gjaldeyrismarkaðurinn

Gengi ISK	29.mar	Breyting síðan ...				
		áramót	1V	1M	3M	12M
GVT	182,0	4,5%	2,1%	1,5%	4,7%	15,8%
EUR	137,5	3,2%	1,9%	1,2%	3,2%	13,2%
USD	122,6	5,4%	2,8%	2,6%	5,5%	25,0%
GBP	159,7	7,7%	1,9%	1,0%	8,4%	15,1%
SEK	13,2	1,5%	2,6%	2,0%	1,8%	11,9%
DKK	18,4	3,2%	1,9%	1,1%	3,3%	13,0%
NOK	14,2	5,9%	1,4%	1,6%	6,2%	12,6%
JPY	1,11	4,7%	2,5%	3,6%	5,1%	19,5%



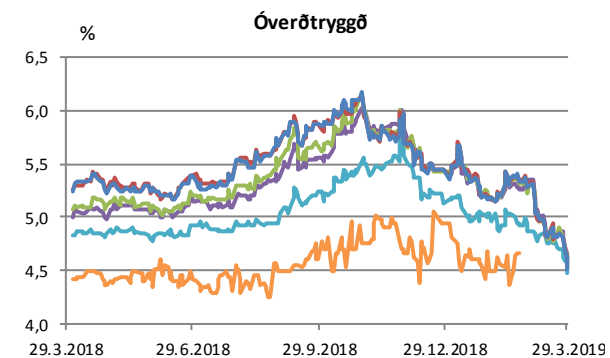
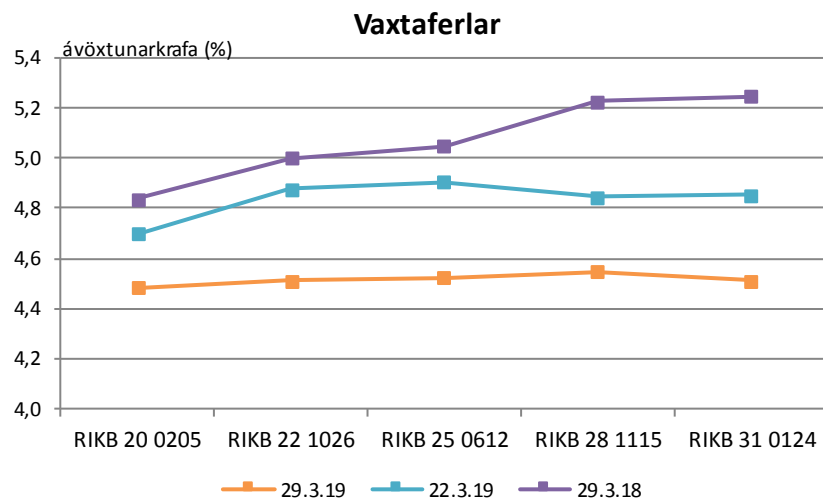
Miðgengi Seðlabanka Íslands. Heimild: Kodiak



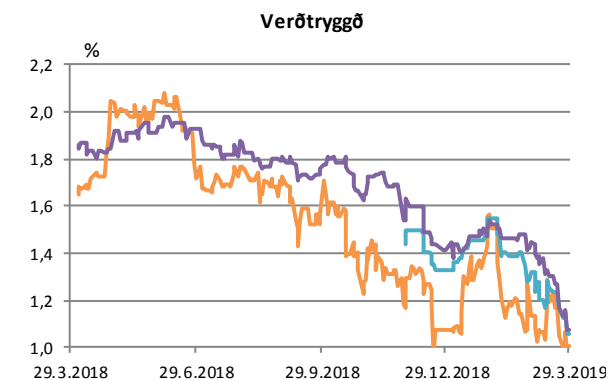
Ríkisbréf

	verð	krafa	velta (ma.kr./viku)	Breyting síðan ...				
				árm.	1V	1M	3M	12M
RIKB 20 0205	101,42	4,48	2,8	-0,65	-0,22	-0,39	-0,65	-0,35
RIKB 22 1026	108,80	4,51	4,4	-0,93	-0,36	-0,83	-0,93	-0,49
RIKB 25 0612	118,40	4,52	4,0	-0,91	-0,38	-0,79	-0,91	-0,52
RIKB 28 1115	103,45	4,55	5,4	-0,90	-0,30	-0,77	-0,90	-0,68
RIKB 31 0124	117,90	4,51	4,6	-0,93	-0,34	-0,79	-0,93	-0,74
RIKS 21 0414	105,60	1,00	0,9	-0,07	-0,05	-0,13	-0,07	-0,72
RIKS 26 0216	102,94	1,05	1,5	-0,28	-0,12	-0,27	-0,28	
RIKS 30 0701	122,94	1,07	2,5	-0,34	-0,09	-0,37	-0,34	-0,79

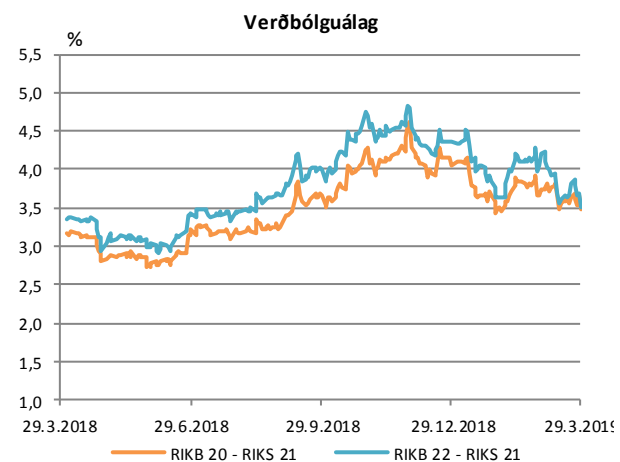
Heimild: Kodiak



— RIKB 19 0226 — RIKB 20 0205 — RIKB 22 1026
— RIKB 25 0612 — RIKB 28 1115 — RIKB 31 0124



— RIKS 21 0414 — RIKS 26 0216 — RIKS 30 0701



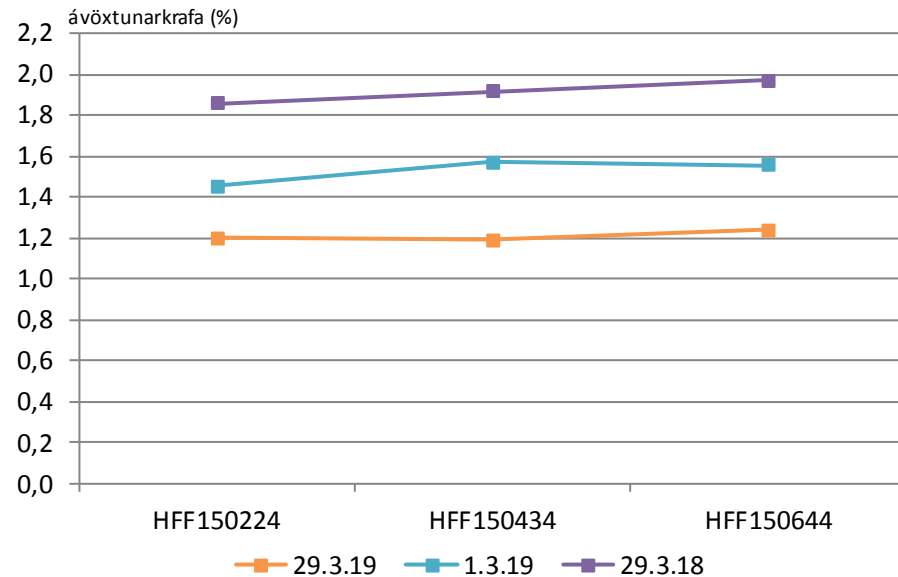
— RIKB 20 - RIKS 21 — RIKB 22 - RIKS 21

Íbúðabréf

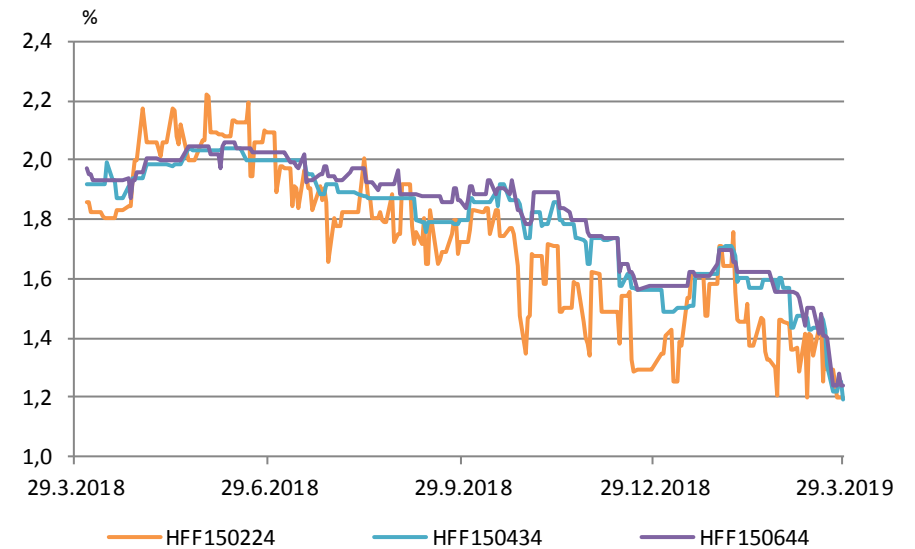
	verð	krafa	velta (ma.kr./viku)	Breyting síðan ...				
				árm.	1V	1M	3M	12M
HFF150224	106,72	1,20	0,1	-0,10	-0,10	-0,25	-0,10	-0,66
HFF150434	119,87	1,19	0,0	-0,37	-0,11	-0,38	-0,37	-0,73
HFF150644	133,04	1,24	0,0	-0,34	-0,17	-0,32	-0,34	-0,73

Heimild: Kodiak

Vaxtaferlar



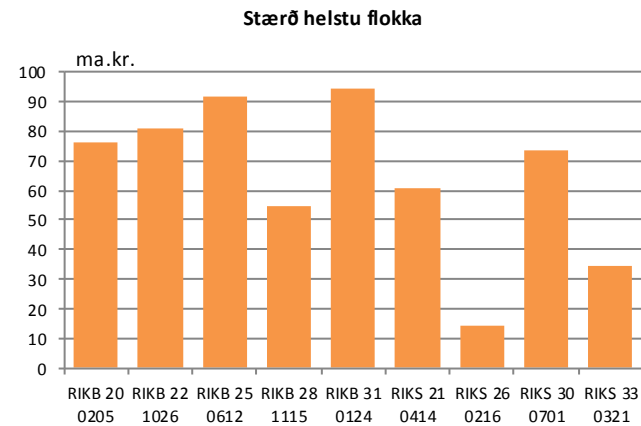
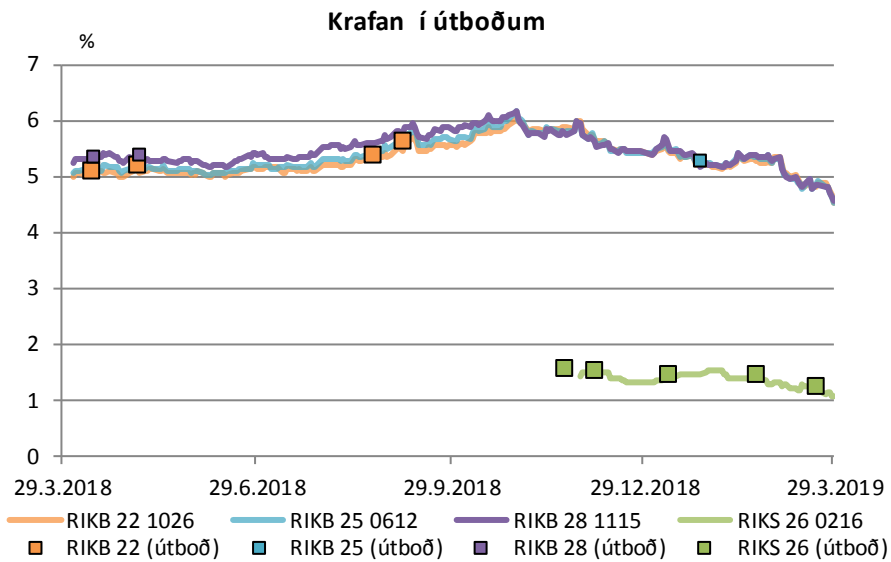
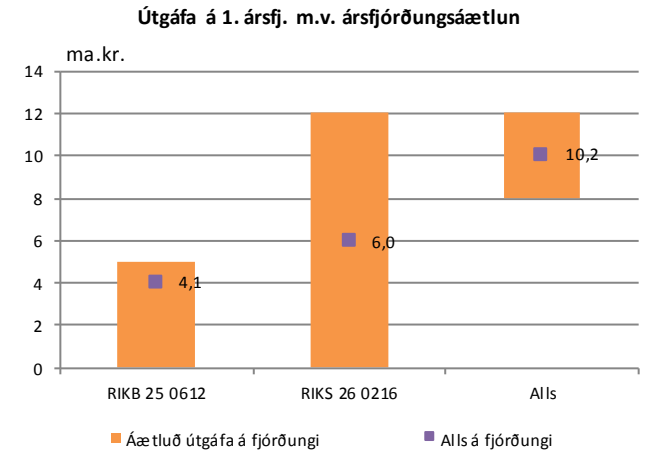
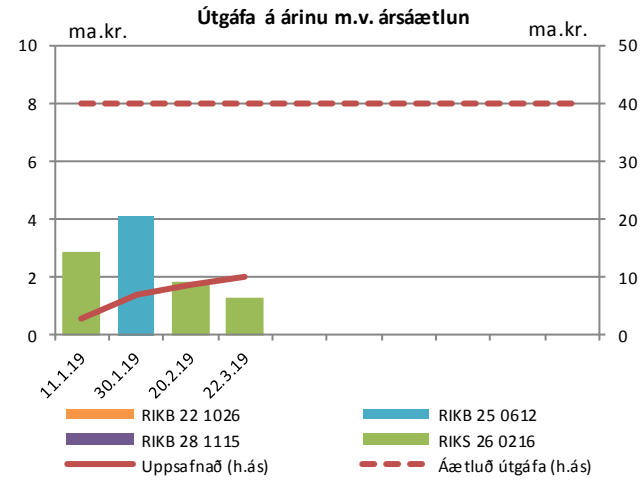
Þróun á kröfu



Útboð ríkisbréfa

Seinustu útboð		Tilboð	Samþykkt	Verð	Krafa
Dags	Flokkur				
22.3.19	RIKS 26 0216	4,4	1,3	101,90	1,21
21.2.19	RIKS 26 0216	2,6	1,9	100,59	1,41
25.1.19	RIKB 25 0612	7,3	3,6	114,37	5,27
11.1.19	RIKS 26 0216	3,2	2,8	100,56	1,42
7.12.18	RIKS 26 0216	4,9	2,0	100,00	1,50
23.11.18	RIKS 26 0216	19,1	7,0	99,75	1,54

Að nafnvirði (ma.kr.) Heimild: Lánamál Ríkisins

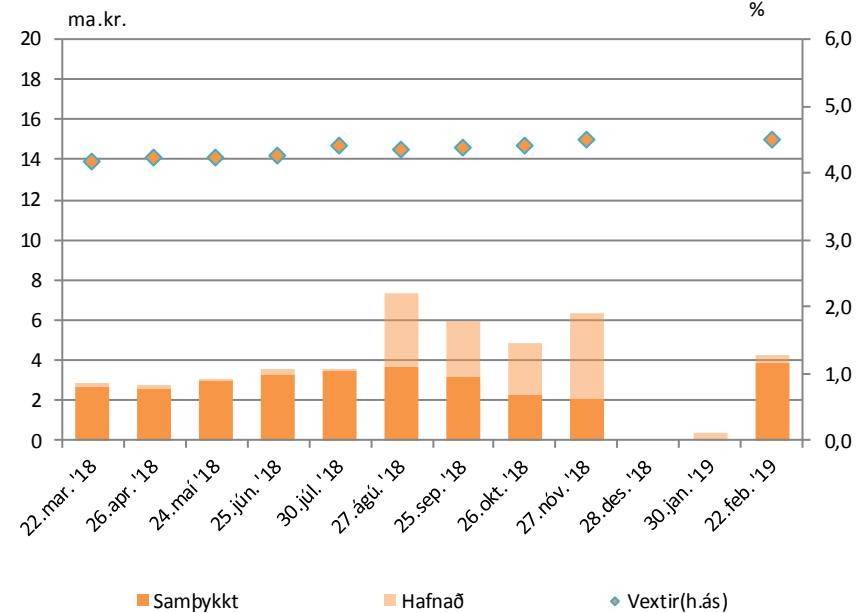


Útboð ríkisvixla

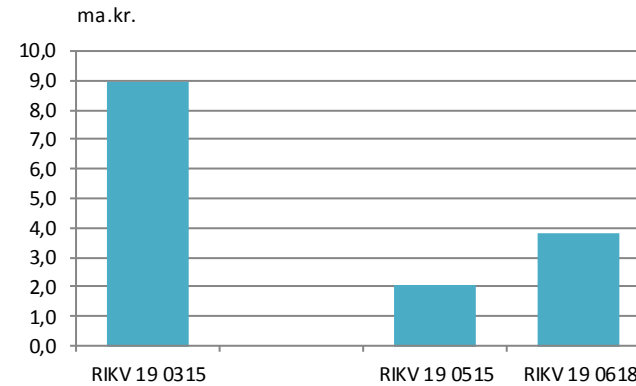
Dags.	Flokkur	Samþykkt	Vextir
27.11.18	RIKV 19 0515	3,8	4,50
27.11.18	RIKV 19 0515	0,0	-
28.12.19		<i>hætt við</i>	
27.11.18	RIKV 19 0515	2,0	4,50
26.10.18	RIKV 19 0315	2,2	4,43
25.09.18	RIKV 19 0315	3,2	4,40

Heimild: Lánamál ríkisins

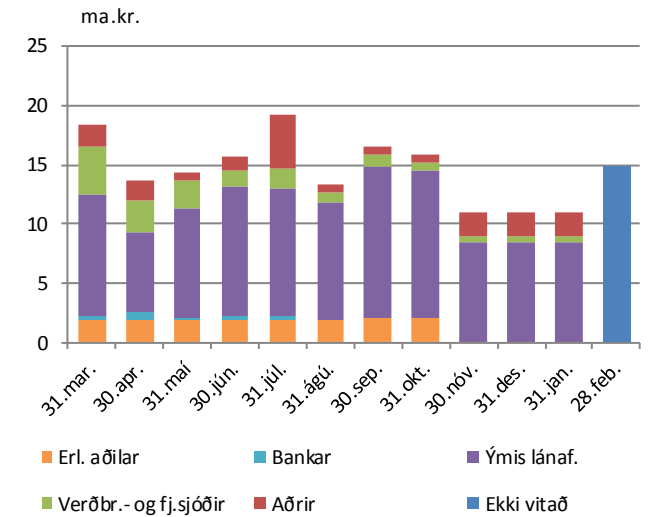
Niðurstaða útboða



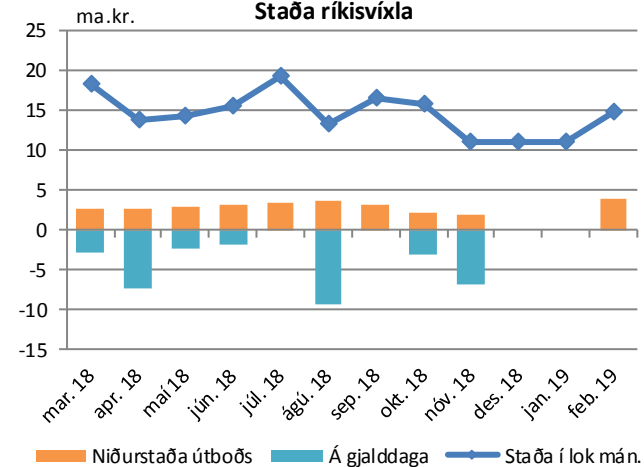
Útstandandi ríkisvixlar



Eigendaskipting



Staða ríkisvixla

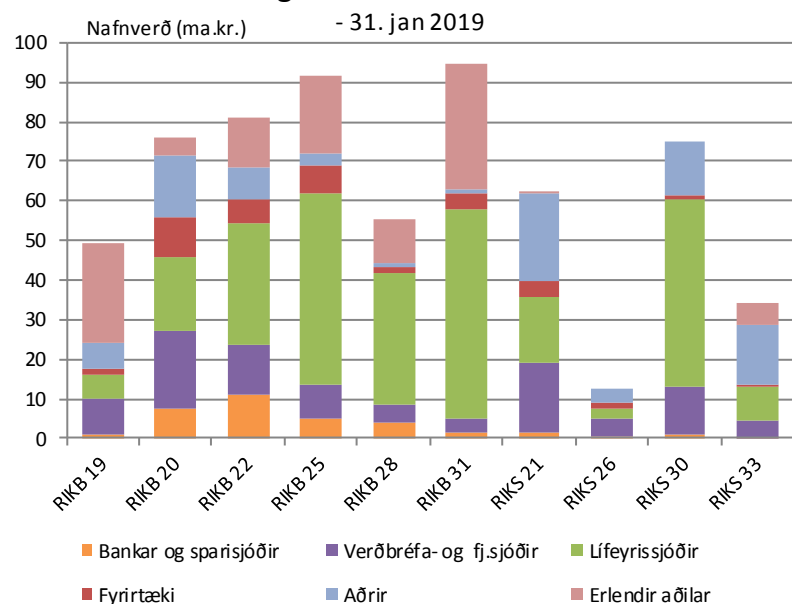


Eigendaskipti ríkisbréfa

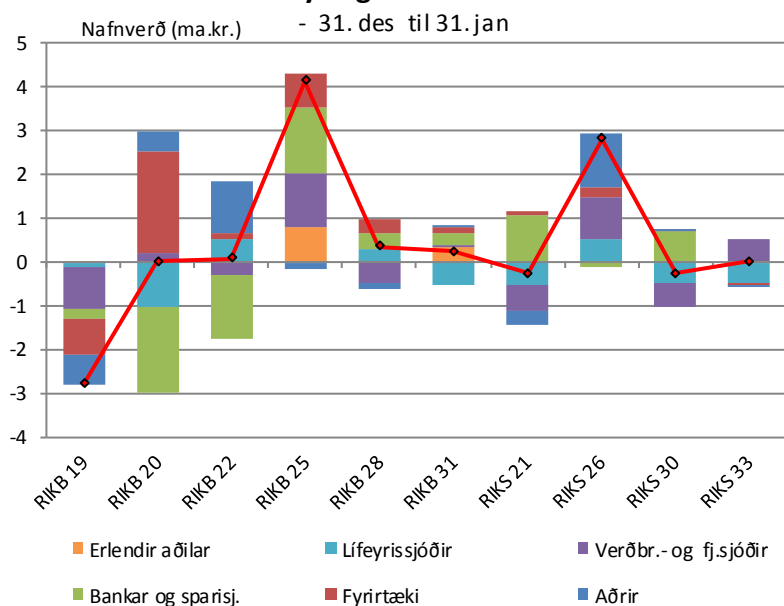
	Eigendaskipting (ma.kr.)									
	RIKB 20	RIKB 22	RIKB 25	RIKB 28	RIKB 31	RIKS 21	RIKS 26	RIKS 30	RIKS 33	Alls
Bankar og sparisjóðir	5,6	12,7	5,5	1,9	1,7	0,9	1,0	1,2	0,6	31,2
Verðbréfa- og fj.sjóðir	21,8	13,7	8,6	5,4	3,1	17,9	4,8	11,8	5,0	92,2
Lífeyrissjóðir	18,1	28,4	48,0	34,3	52,8	16,3	2,2	47,4	10,7	258,2
Fyrirtæki	10,4	5,3	6,4	1,7	4,0	5,1	2,7	0,8	0,8	37,2
Aðrir	15,4	8,4	3,7	1,1	1,1	22,4	4,1	13,6	15,0	84,9
Erlendir aðilar	4,7	12,9	19,6	11,4	31,9	0,4	0,0	0,0	2,0	82,8
Nafnverð alls (ma.kr)	76,1	81,4	91,8	55,7	94,6	63,0	14,9	74,8	34,2	586,3

Heimild: Lánamál ríkisins

Eigendur ríkisverðbréfa



Breyting milli mánaða

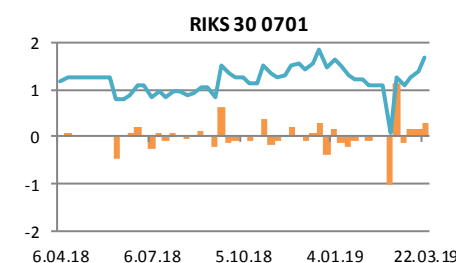
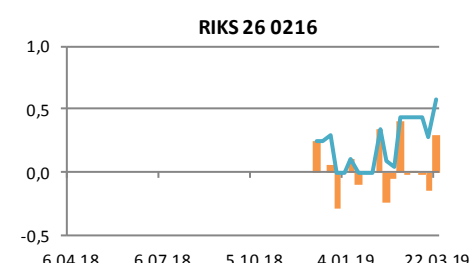
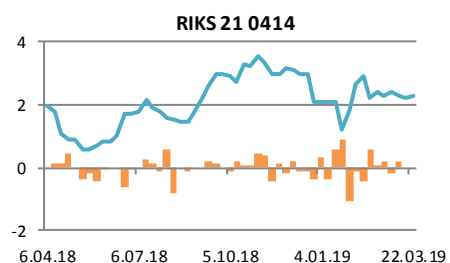
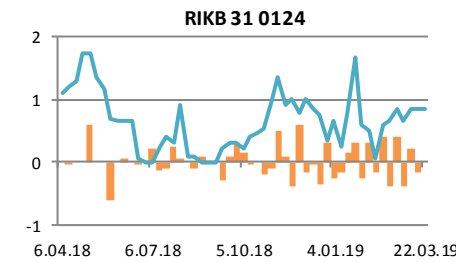
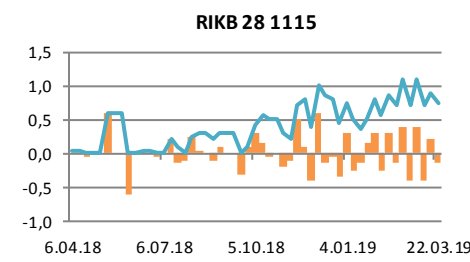
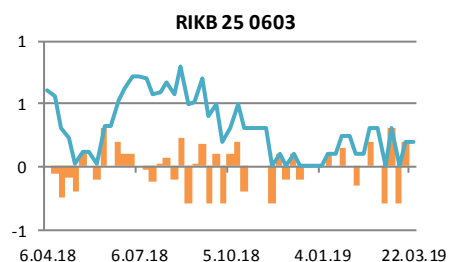
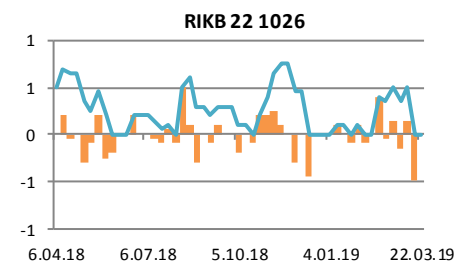
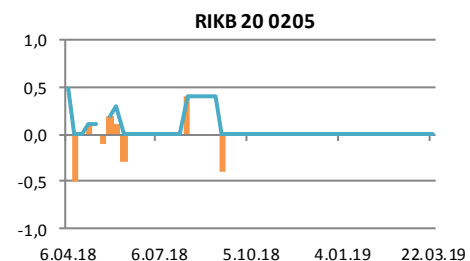
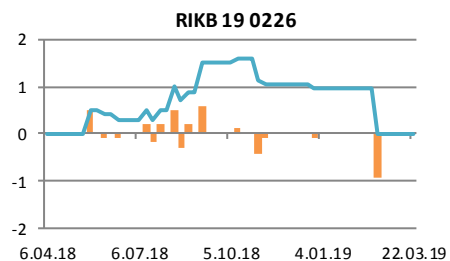
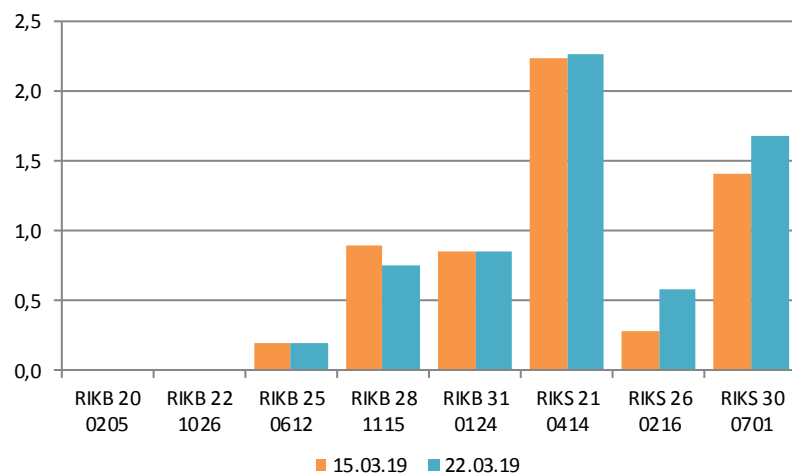


Verðbréfalán

Flokkur	Nafnverð (m.kr.)	Breyting síðan				
		1V	4V	12V	26V	52V
RIKB 20 0205	0	0	0	0	0	-500
RIKB 22 1026	0	0	-500	-100	-100	-500
RIKB 25 0612	200	0	200	100	-100	-407
RIKB 28 1115	750	-150	50	250	345	700
RIKB 31 0124	850	0	0	600	650	-250
RIKS 21 0414	2.265	27	-23	180	-645	290
RIKS 26 0216	575	290	140			
RIKS 30 0701	1.685	280	435	185	435	514

Heimild: Lánamál Ríkisins

Breyting milli vikna



Innihald og form skjals þessa er unnið af starfsmönnum Hagfræðideildar Landsbankans hf. (hagfraedideild@landsbankinn.is) og byggist á aðgengilegum opinberum upplýsingum á þeim tíma sem greiningin var unnin. Mat á þeim upplýsingum endurspeglar skoðanir starfsmanna Hagfræðideildar Landsbankans á þeim degi þegar greiningin er dagsett, en þær geta breyst án fyrirvara.

Landsbankinn hf. og starfsfólk hans taka ekki ábyrgð á viðskiptum sem byggð eru á þeim upplýsingum og skoðunum sem hér eru settar fram.

Bent skal á að Landsbankinn hf. getur á hverjum tíma haft beinna eða óbeinna hagsmuna að gæta, ýmist sjálfur, dótturfélög hans eða fyrir hönd viðskiptamanna, s.s. sem fjárfestir, lánardrottinn eða þjónustuaðili. Greiningar eru engu að síður unnar sjálfstætt af Hagfræðideild Landsbankans og innan Landsbankans eru í gildi reglur um aðskilnað starfssviða sem eru aðgengilegar á vef bankans.

