



---

**Vikubyrjun**  
**Innlendar markaðsupplýsingar**  
**5. nóvember 2018**

---

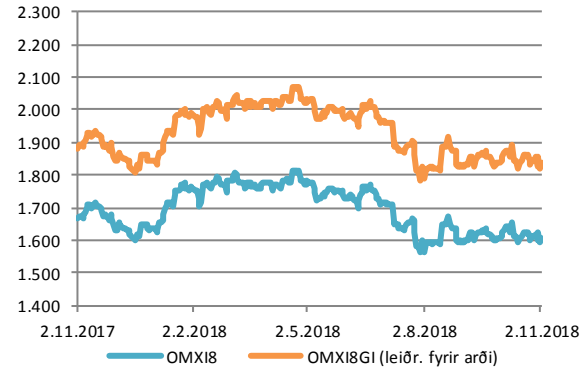
---

# Hlutabréf

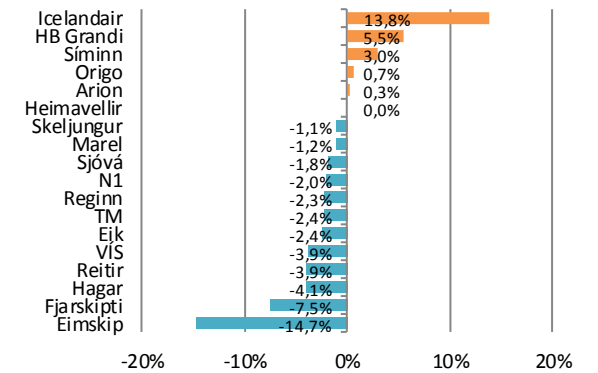
Félag	Verð	Velta (m.kr.)	Breyting síðan ...				
			áramót	1V	1M	3M	12M
OMX18	1604,1	11.322	-1,9%	-0,6%	-0,5%	2,5%	-3,8%
OMX18GI	1836,1		-0,6%	-0,6%	-0,5%	2,5%	-2,5%
Marel	381,0	4.014	19,6%	-1,2%	0,0%	5,8%	13,3%
Icelandair	7,9	1.277	-45,8%	13,8%	18,3%	-0,4%	-50,8%
Eimskip	175,8	186	-27,7%	-14,7%	-15,1%	-25,8%	-32,7%
HB Grandi	31,8	242	-7,4%	5,5%	1,6%	-6,6%	8,9%
Hagar	47,0	851	34,4%	-4,1%	-2,5%	2,2%	39,3%
N1	119,5	748	4,8%	-2,0%	-2,2%	3,0%	6,2%
Skeljungur	7,1	315	12,0%	-1,1%	-3,1%	15,6%	4,4%
Fjarskipti	52,1	588	-23,2%	-7,5%	-15,6%	-17,3%	-16,0%
Síminn	3,8	982	-6,4%	3,0%	-3,8%	-2,5%	1,6%
Origo	22,7	100	-15,5%	0,7%	4,9%	5,1%	-16,6%
Arion	77,2	494		0,3%	-5,6%	-8,1%	
Sjóvá	14,0	64	-9,7%	-1,8%	1,4%	-3,0%	-11,8%
VÍS	10,7	138	-4,2%	-3,9%	-2,7%	-2,3%	-2,2%
TM	26,9	83	-13,9%	-2,4%	-9,9%	-14,4%	-13,3%
Reginn	18,8	489	-26,7%	-2,3%	0,0%	-3,6%	-20,0%
Reitir	70,7	424	-16,3%	-3,9%	-6,7%	-8,8%	-11,1%
Eik	7,4	326	-25,7%	-2,4%	-5,5%	-7,4%	-22,2%
Heimavellir	1,1	56		0,0%	-4,3%	-5,2%	

Leiðrétt fyrir arðgreiðslum. Heimild: Kodiak, útreikningar Hagfræðideildar

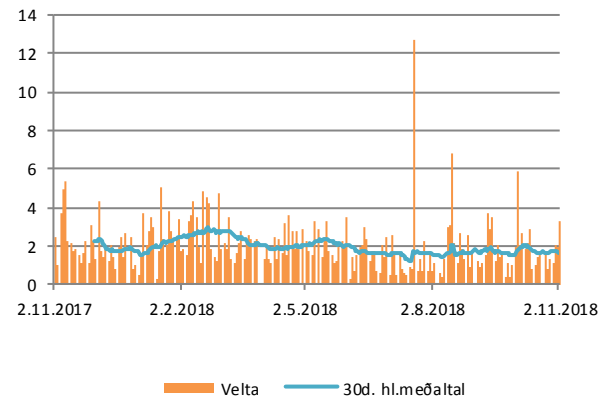
## Úrvalsvísitalan



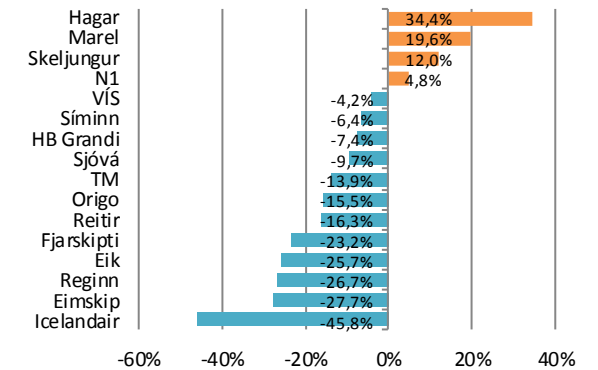
## Breyting í vikunni



## Velta

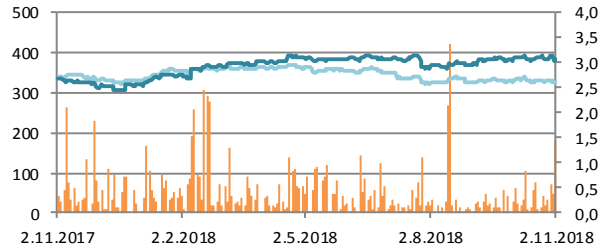


## Síðan áramót

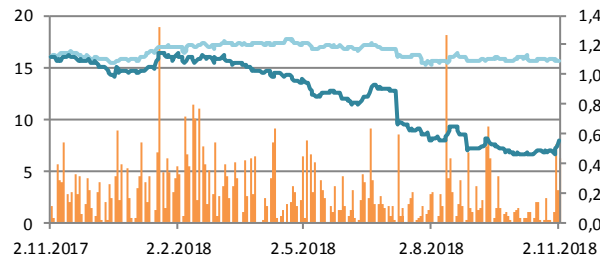


# Hlutabréf

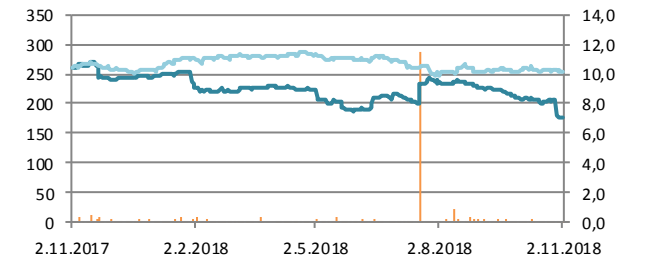
### Marel



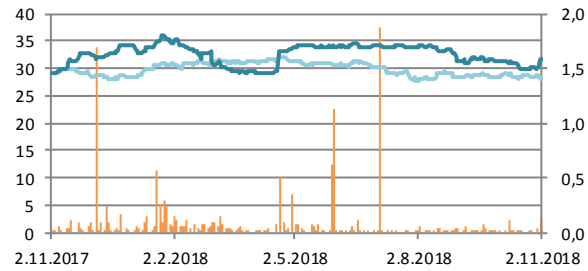
### Icelandair



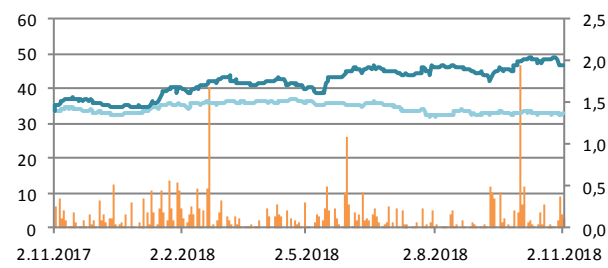
### Eimskip



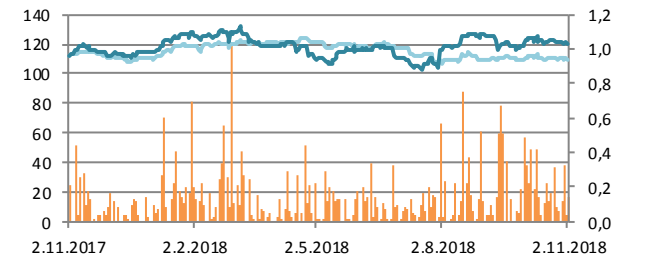
### HB Grandi



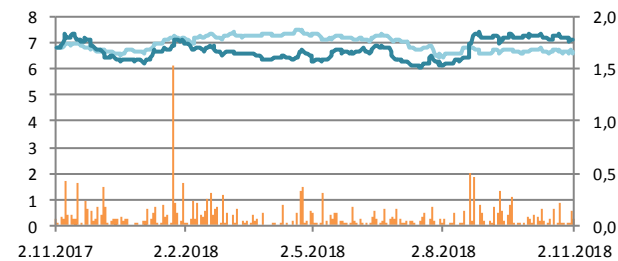
### Hagar



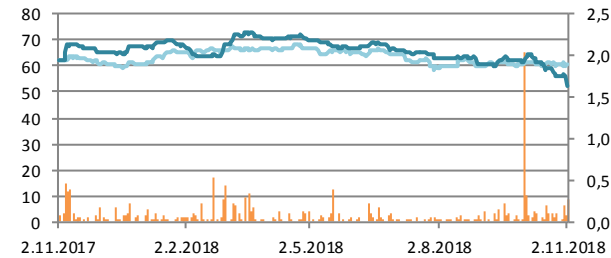
### N1



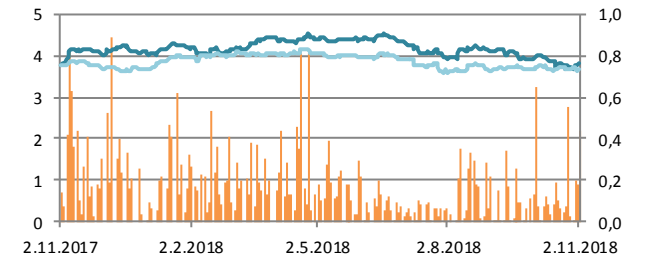
### Skeljungur



### Fjarskipti

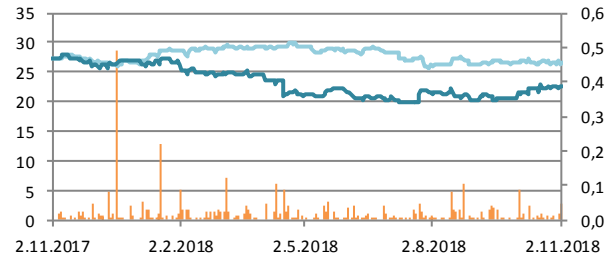


### Síminn

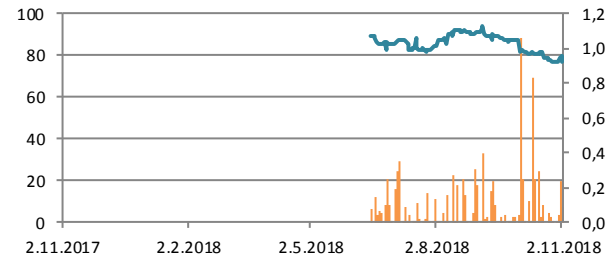


# Hlutabréf

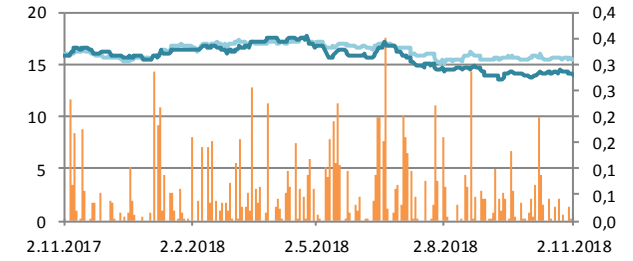
## Origo



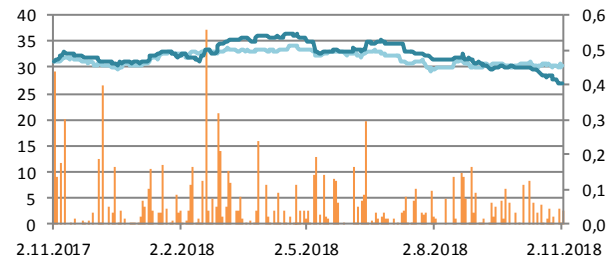
## Arion



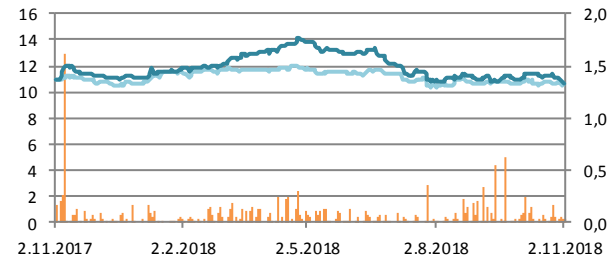
## Sjóvá



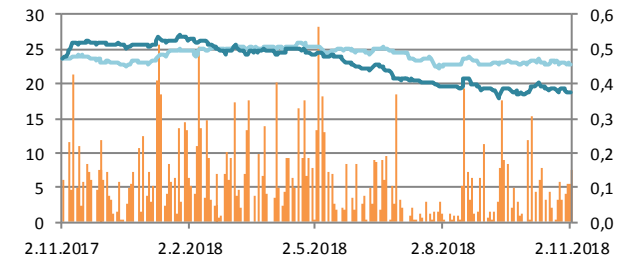
## TM



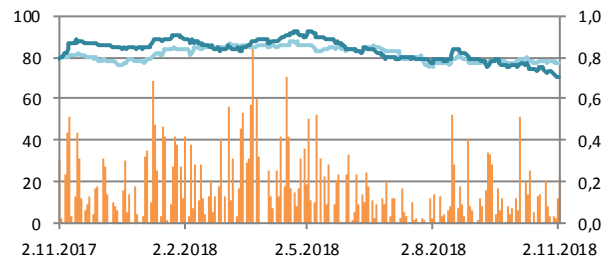
## VÍS



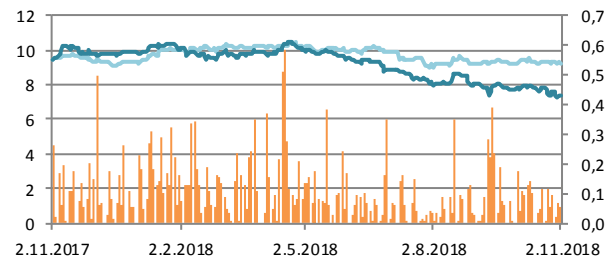
## Reginn



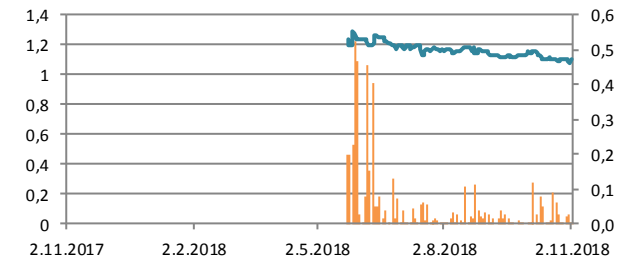
## Reitir



## Eik



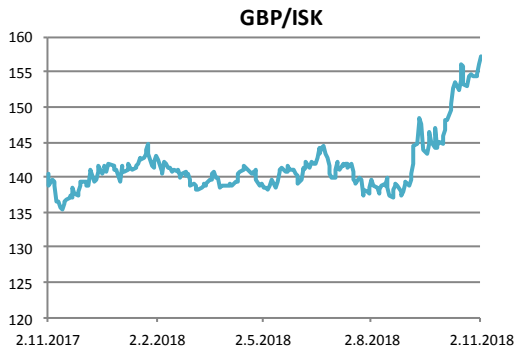
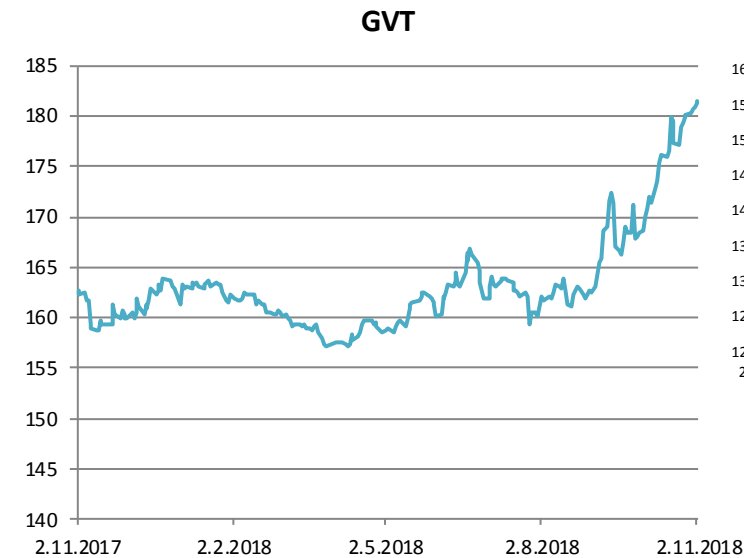
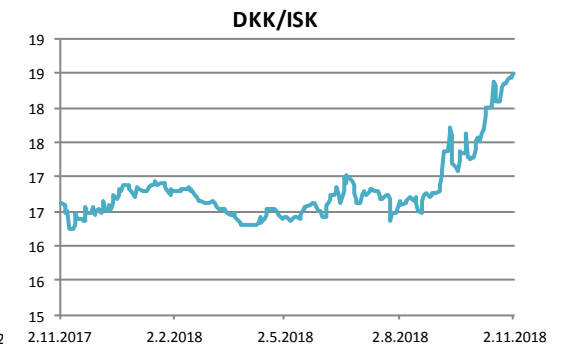
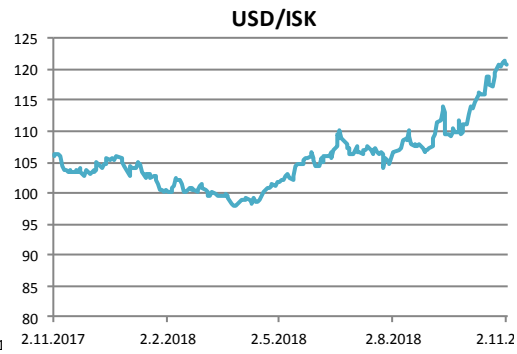
## Heimavellir



# Gjaldeyrismarkaðurinn

Gengi ISK	2.nóv	áramót	Breyting síðan ...			
			1V	1M	3M	12M
GVT	<b>181,6</b>	11,5%	0,8%	6,8%	11,9%	11,7%
EUR	<b>138,1</b>	10,4%	0,9%	6,5%	11,4%	11,7%
USD	<b>120,7</b>	15,6%	0,0%	7,1%	13,1%	13,7%
GBP	<b>157,3</b>	11,5%	1,9%	7,8%	12,7%	12,0%
SEK	<b>13,4</b>	5,3%	1,8%	7,2%	11,1%	5,8%
DKK	<b>18,5</b>	10,2%	0,9%	6,4%	11,2%	11,4%
NOK	<b>14,5</b>	14,0%	0,8%	5,7%	11,7%	11,4%
JPY	<b>1,07</b>	15,3%	-0,8%	8,0%	11,7%	14,9%

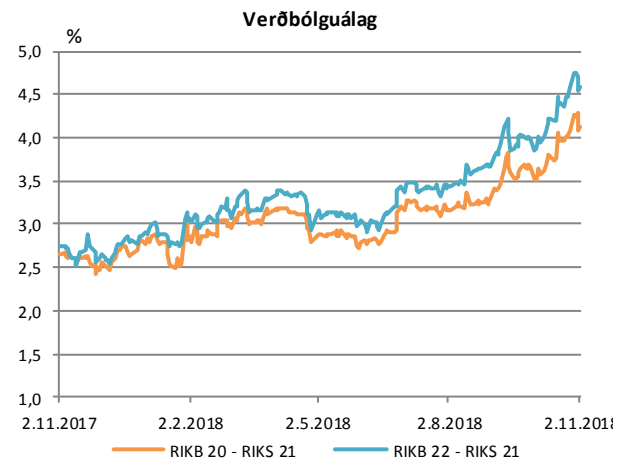
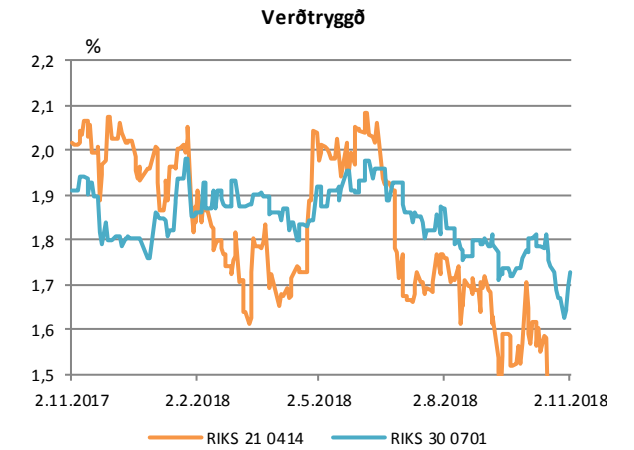
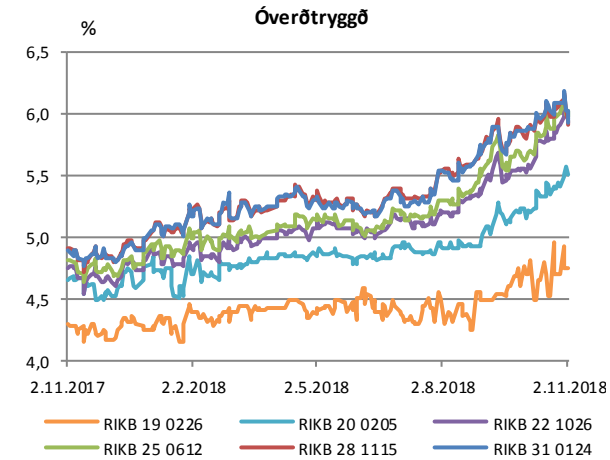
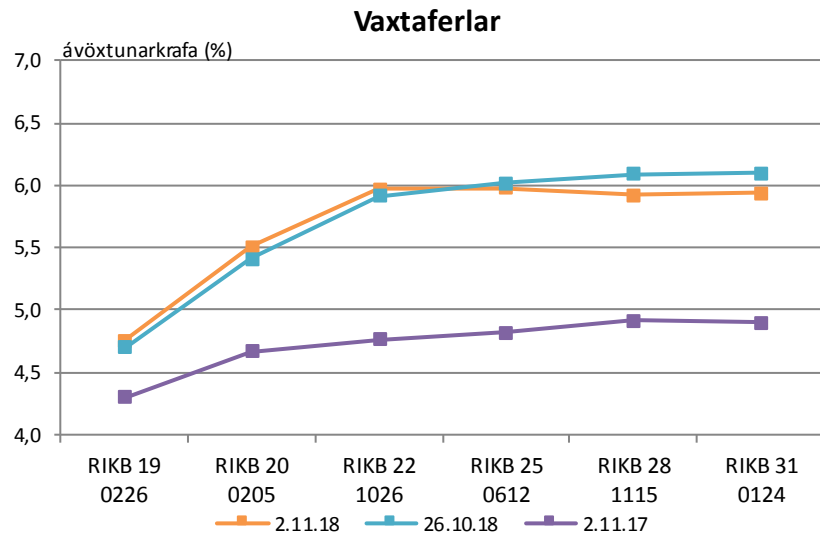
Miðgengi Seðlabanka Íslands. Heimild: Kodiak



# Ríkisbréf

	verð	krafa	velta (ma.kr./viku)	Breyting síðan ...				
				árm.	1V	1M	3M	12M
RIKB 19 0226	101,15	4,75	1,3	0,50	0,05	0,05	0,34	0,45
RIKB 20 0205	100,84	5,51	1,8	0,73	0,10	0,35	0,58	0,84
RIKB 22 1026	104,42	5,97	2,7	1,14	0,06	0,44	0,76	1,21
RIKB 25 0612	110,70	5,98	3,4	1,10	-0,04	0,34	0,67	1,16
RIKB 28 1115	93,18	5,92	4,5	0,95	-0,17	0,12	0,38	1,01
RIKB 31 0124	104,79	5,93	2,3	0,94	-0,17	0,07	0,38	1,04
RIKS 21 0414	105,78	1,37	1,8	-0,59	0,04	-0,28	-0,39	-0,65
RIKS 30 0701	115,92	1,73	1,2	-0,03	0,06	-0,04	-0,14	-0,18

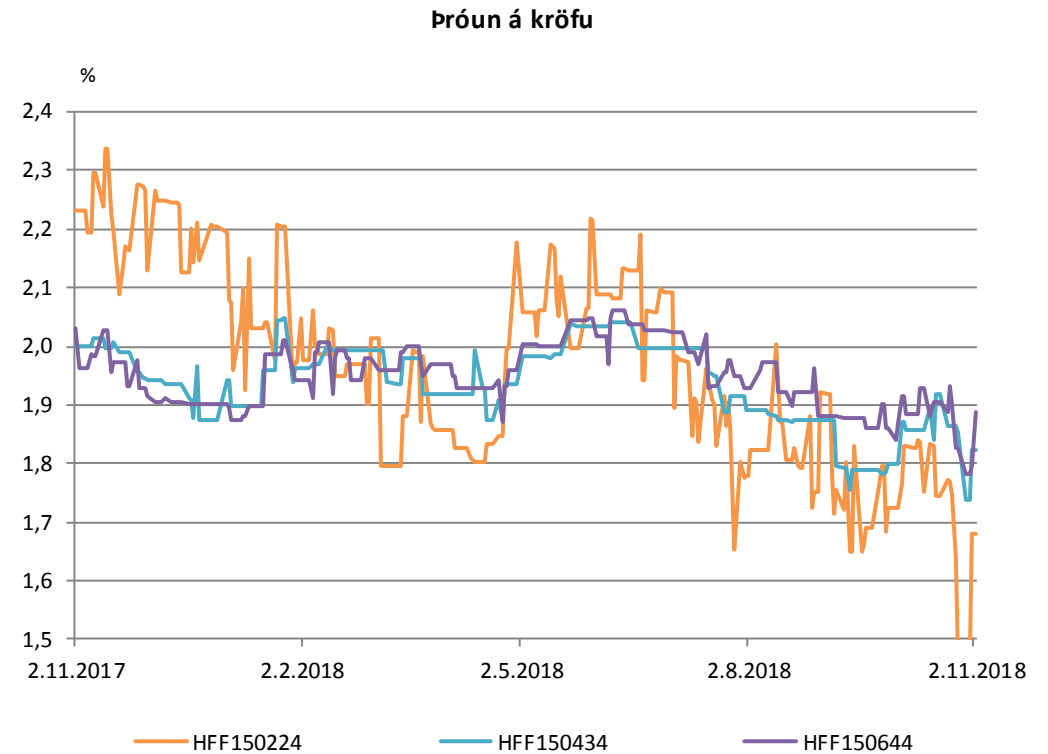
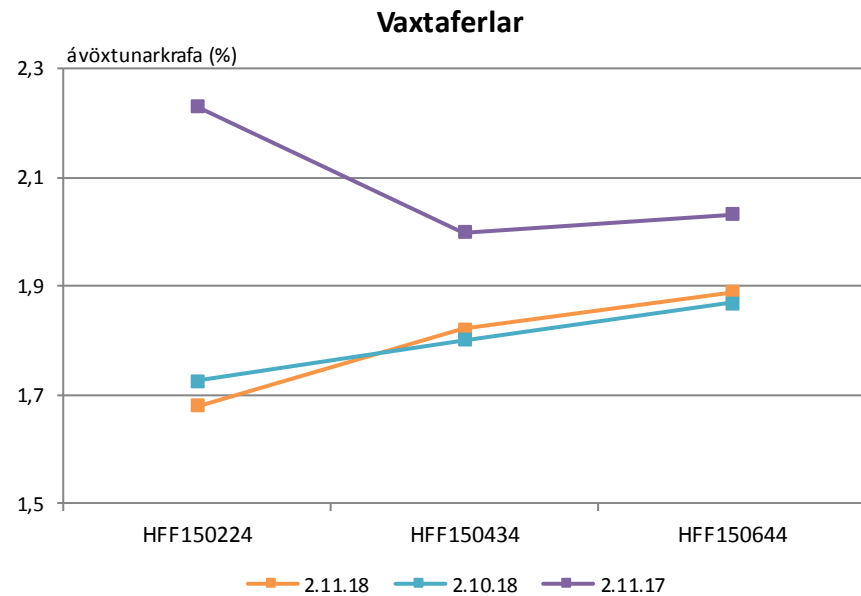
Heimild: Kodiak



# Íbúðabréf

	verð	krafa	velta (ma.kr./viku)	árm.	Breyting síðan ...			
					1V	1M	3M	12M
HFF150224	105,75	1,68	2,0	-0,52	0,20	-0,05	-0,10	-0,55
HFF150434	115,19	1,82	0,0	-0,05	-0,03	0,02	-0,07	-0,18
HFF150644	123,50	1,89	0,0	-0,01	0,06	0,02	-0,04	-0,14

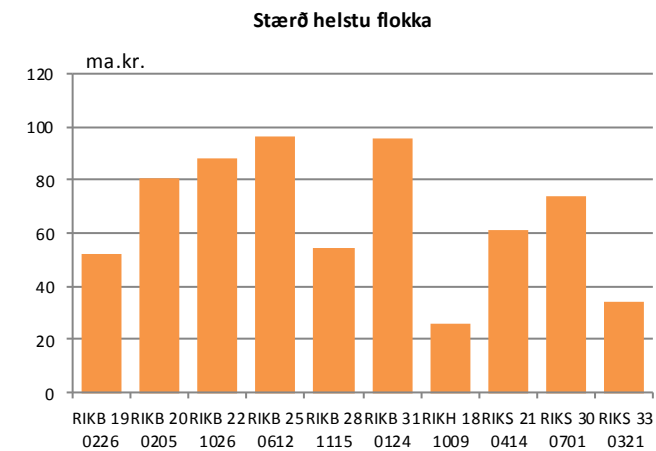
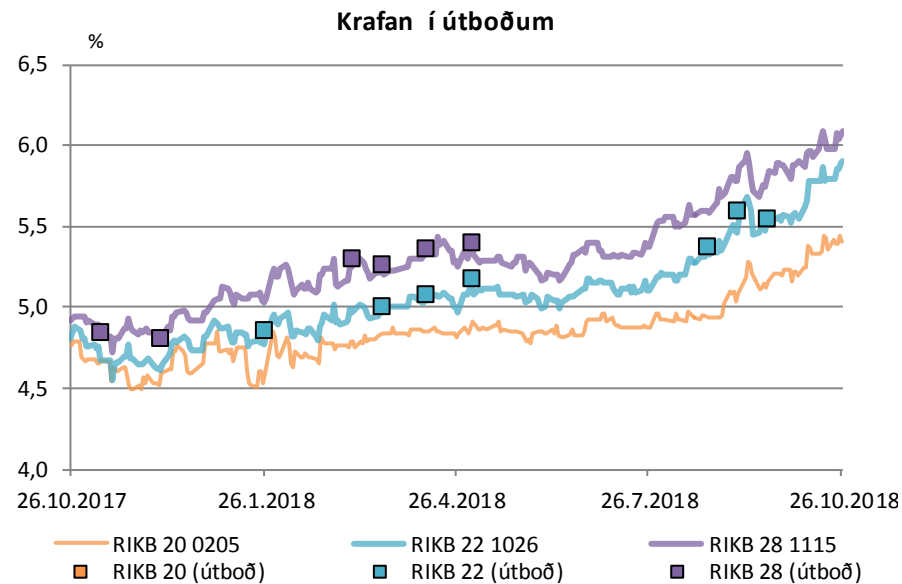
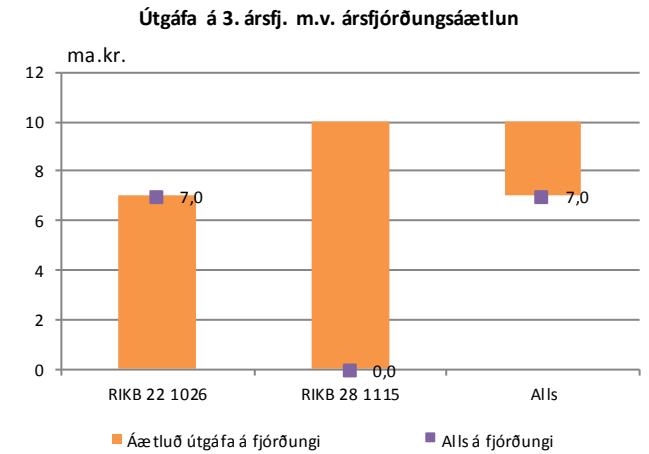
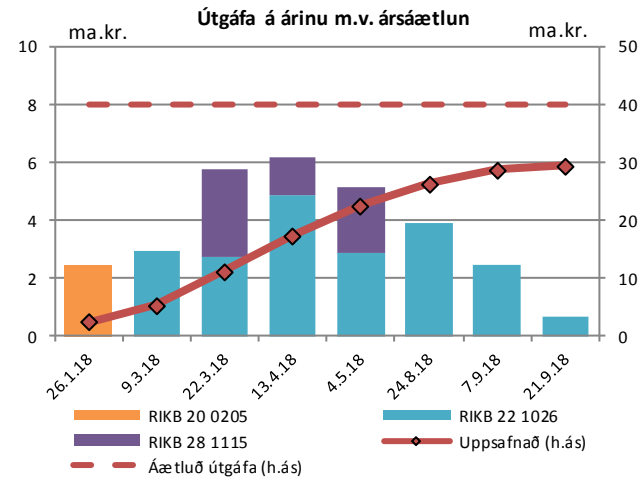
Heimild: Kodiak



# Útboð ríkisbréfa

Seinustu útboð		Tilboð	Samþykkt	Verð	Krafa
Dags	Flokkur				
21.9.18	RIKB 22 1026	2,9	0,7	106,11	5,53
7.9.18	RIKB 22 1026	2,9	2,3	105,95	5,59
24.8.18	RIKB 22 1026	4,2	3,6	106,88	5,36
4.5.18	RIKB 22 1026	5,6	2,7	108,13	5,16
4.5.18	RIKB 28 1115	4,8	2,3	96,90	5,39
13.4.18	RIKB 22 1026	5,8	4,5	108,57	5,07
13.4.18	RIKB 28 1115	1,6	1,4	97,18	5,35

Að nafnvirði (ma.kr.) Heimild: Lánamál Ríkisins



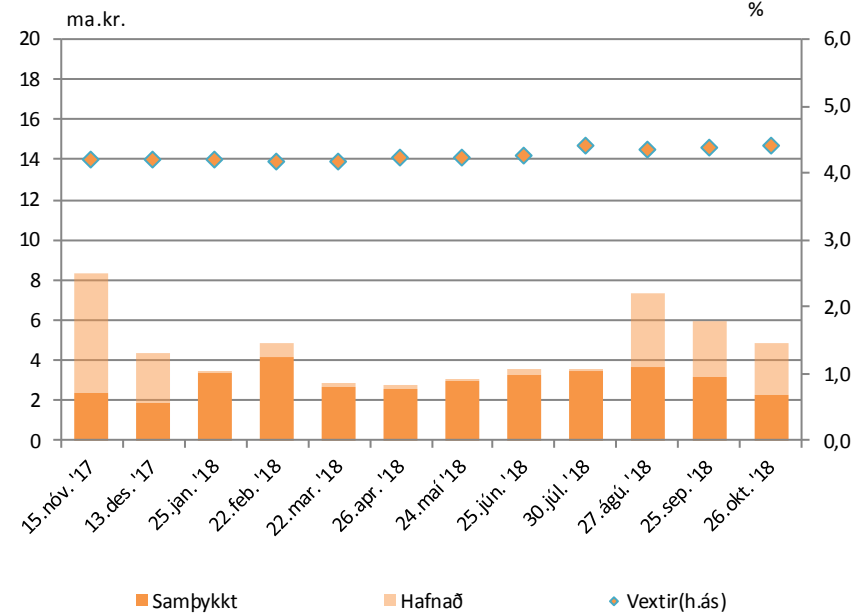


# Útboð ríkisvixla

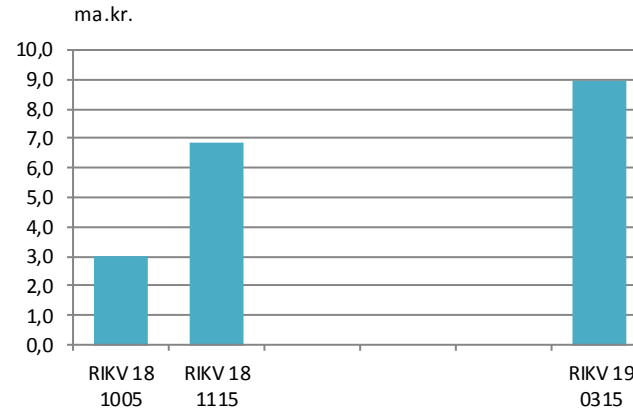
Dags.	Flokkur	Samþykkt	Vextir
26.10.18	RIKV 19 0315	2,2	4,43
25.09.18	RIKV 19 0315	3,2	4,40
27.08.18	RIKV 18 1115	3,6	4,35
30.07.18	RIKV 19 0315	3,5	4,43
25.06.18	RIKV 18 1115	3,3	4,26
24.05.18	RIKV 18 1005	3,0	4,24

Heimild: Lánamál ríkisins

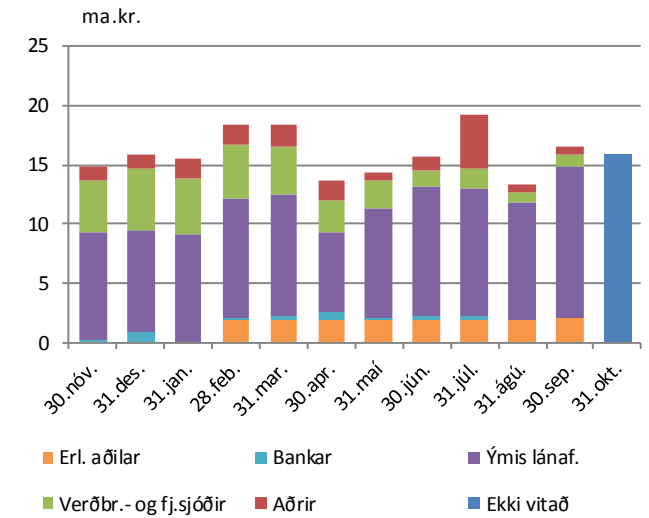
## Niðurstaða útboða



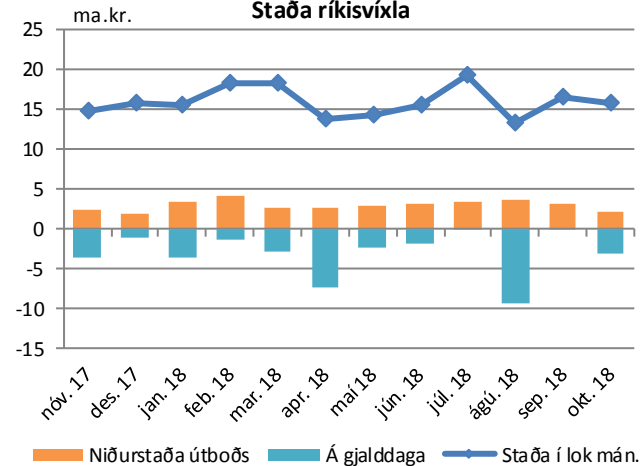
## Útistandandi ríkisvixlar



## Eigendaskipting



## Staða ríkisvixla

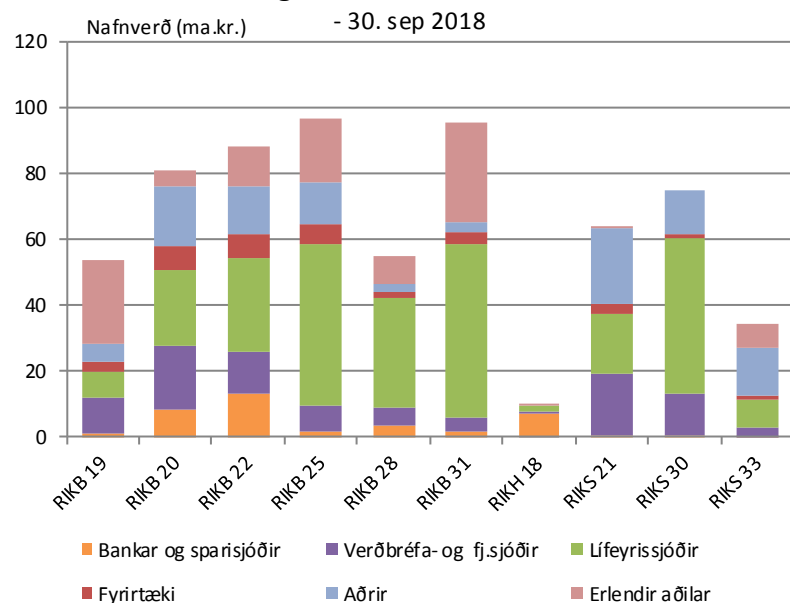


# Eigendaskipti ríkisbréfa

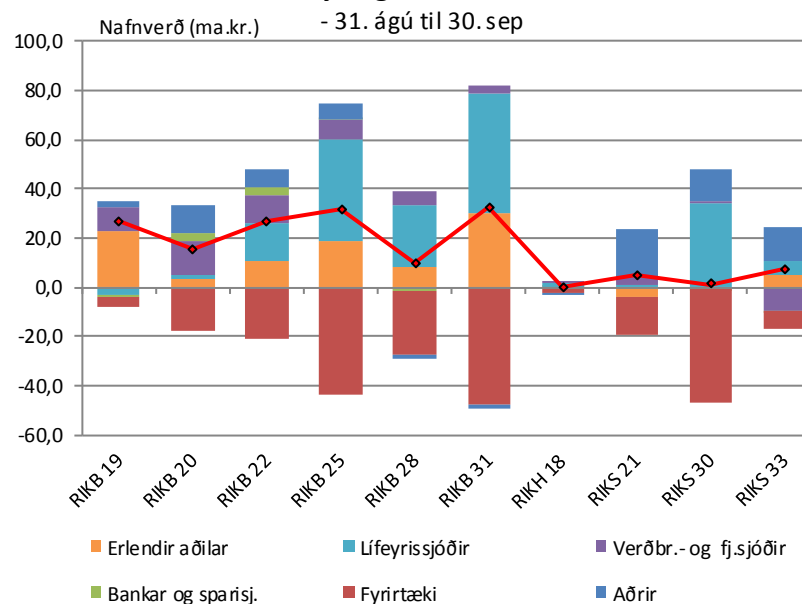
	Eigendaskipting (ma.kr.)										
	RIKB 19	RIKB 20	RIKB 22	RIKB 25	RIKB 28	RIKB 31	RIKH 18	RIKS 21	RIKS 30	RIKS 33	Alls
Bankar og sparisjóðir	1,0	8,4	13,3	1,5	3,4	1,9	7,0	0,8	0,4	0,1	37,9
Verðbréfa- og fj.sjóðir	11,2	19,4	12,8	8,2	5,9	3,8	0,5	18,4	12,7	2,8	95,7
Lífeyrissjóðir	7,4	22,7	28,4	48,7	32,8	52,8	2,0	18,0	47,3	8,6	268,7
Fyrirtæki	3,3	7,5	7,3	5,9	2,0	3,8	0,0	3,5	0,8	0,9	35,0
Aðrir	5,4	18,1	14,2	12,8	2,2	2,7	0,0	22,8	13,6	15,0	106,8
Erlendir aðilar	25,4	4,7	12,4	19,6	8,5	30,2	0,1	0,4	0,0	6,8	108,1
Nafnverð alls (ma.kr)	53,8	80,8	88,4	96,8	54,7	95,2	9,5	63,9	74,9	34,2	652,2

Heimild: Lánamál ríkisins

## Eigendur ríkisverðbréfa



## Breyting milli mánaða

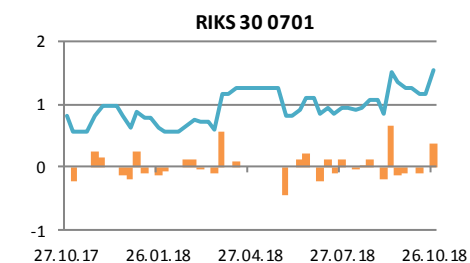
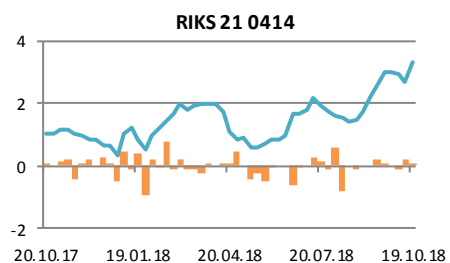
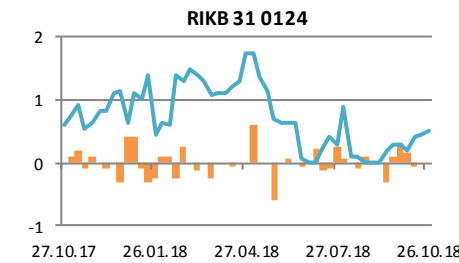
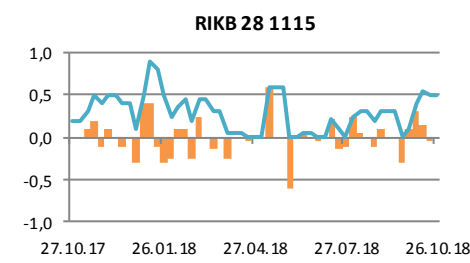
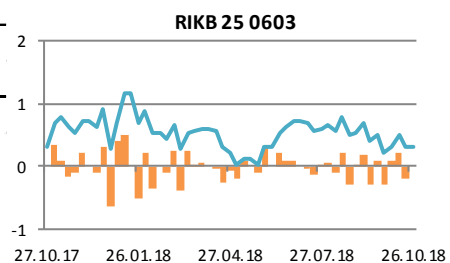
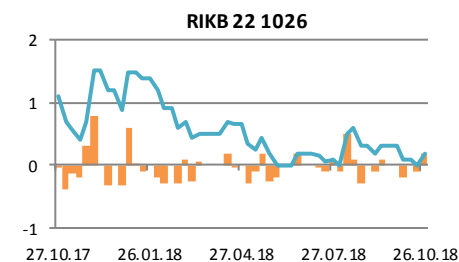
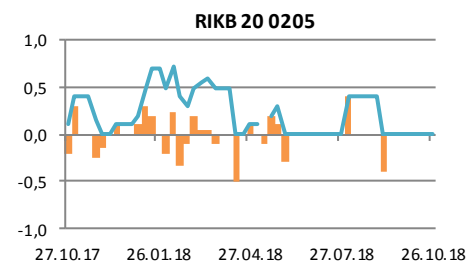
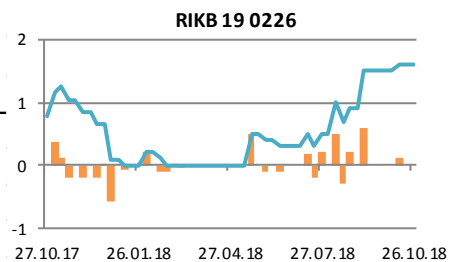
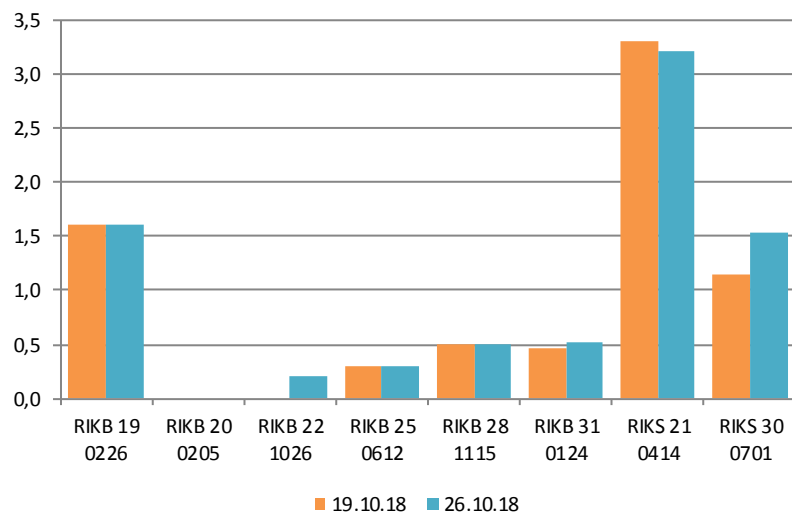


# Verðbréfalán

Flokkur	Nafnverð (m.kr.)	Breyting síðan				
		1V	4V	12V	26V	52V
RIKB 19 0226	1.600	0	100	1.100	1.600	810
RIKB 20 0205	0	0	0	-400	-100	-100
RIKB 22 1026	200	200	-100	200	-450	-892
RIKB 25 0612	300	0	100	-370	75	-25
RIKB 28 1115	500	0	400	250	500	300
RIKB 31 0124	520	60	220	-380	-1.230	-80
RIKS 21 0414	3.210	-100	200	1.610	2.330	2.160
RIKS 30 0701	1.530	380	280	580	280	711

Heimild: Lánamál Ríkisins

## Breyting milli vikna



Innihald og form skjals þessa er unnið af starfsmönnum Hagfræðideildar Landsbankans hf. (hagfraedideild@landsbankinn.is) og byggist á aðgengilegum opinberum upplýsingum á þeim tíma sem greiningin var unnin. Mat á þeim upplýsingum endurspeglar skoðanir starfsmanna Hagfræðideildar Landsbankans á þeim degi þegar greiningin er dagsett, en þær geta breyst án fyrirvara.

Landsbankinn hf. og starfsfólk hans taka ekki ábyrgð á viðskiptum sem byggð eru á þeim upplýsingum og skoðunum sem hér eru settar fram.

Bent skal á að Landsbankinn hf. getur á hverjum tíma haft beinna eða óbeinna hagsmuna að gæta, ýmist sjálfur, dótturfélög hans eða fyrir hönd viðskiptamanna, s.s. sem fjárfestir, lánardrottinn eða þjónustuaðili. Greiningar eru engu að síður unnar sjálfstætt af Hagfræðideild Landsbankans og innan Landsbankans eru í gildi reglur um aðskilnað starfssviða sem eru aðgengilegar á vef bankans.

