



---

**Vikubyrjun**  
**Innlendar markaðsupplýsingar**  
**1. október 2018**

---

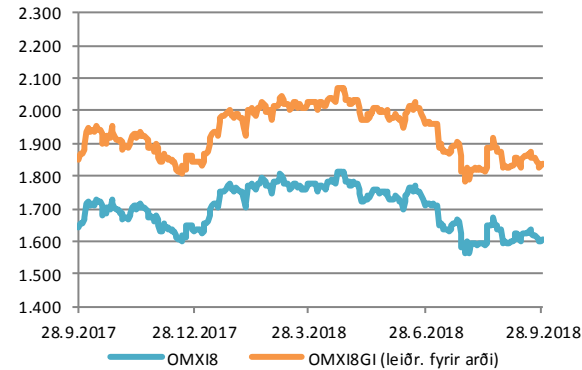
---

# Hlutabréf

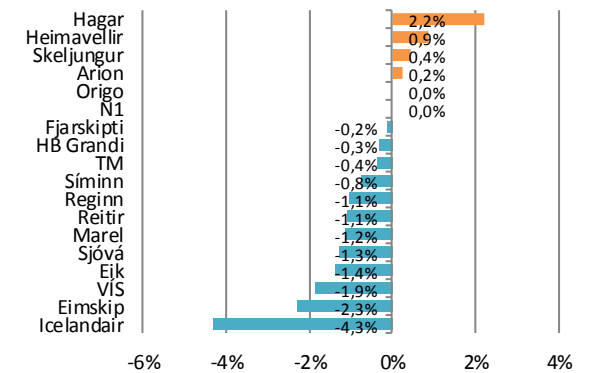
Félag	Verð	Velta (m.kr.)	Breyting síðan ...				
			áramót	1V	1M	3M	12M
OMX18	1605,5	3.198	-1,8%	-0,9%	0,4%	-6,2%	-2,1%
OMX18GI	1837,8		-0,5%	-0,9%	0,4%	-6,2%	-0,8%
Marel	382,0	884	19,9%	-1,2%	3,5%	-0,5%	14,9%
Icelandair	6,8	218	-53,1%	-4,3%	-2,3%	-47,2%	-53,2%
Eimskip	211,0	231	-13,3%	-2,3%	-8,7%	2,4%	-14,5%
HB Grandi	31,3	34	-8,9%	-0,3%	-4,4%	-8,1%	7,2%
Hagar	46,7	447	33,4%	2,2%	3,9%	3,6%	37,7%
N1	118,0	299	3,5%	0,0%	-6,0%	5,8%	6,8%
Skeljungur	7,3	66	14,5%	0,4%	-2,2%	12,7%	22,4%
Fjarskipti	61,9	120	-8,7%	-0,2%	-2,4%	-6,6%	1,0%
Síminn	3,9	194	-4,4%	-0,8%	-6,5%	-9,9%	6,5%
Origo	20,5	1	-23,5%	0,0%	-1,2%	0,0%	-26,8%
Arion	87,0	63		0,2%	-3,2%	2,0%	
Sjóvá	14,0	38	-9,7%	-1,3%	-3,1%	-14,9%	-6,9%
VÍS	11,0	56	-1,3%	-1,9%	-1,8%	-10,4%	13,4%
TM	29,9	94	-4,0%	-0,4%	-4,8%	-13,7%	4,5%
Reginn	18,6	151	-27,5%	-1,1%	-4,6%	-10,1%	-21,0%
Reitir	75,9	212	-10,2%	-1,1%	-5,2%	-4,5%	-8,9%
Eik	7,8	90	-22,0%	-1,4%	-4,6%	-11,1%	-20,0%
Heimavellir	1,1	13		0,9%	-3,4%	-3,4%	

Leiðrétt fyrir arðgreiðslum. Heimild: Kodiak, útreikningar Hagfræðideildar

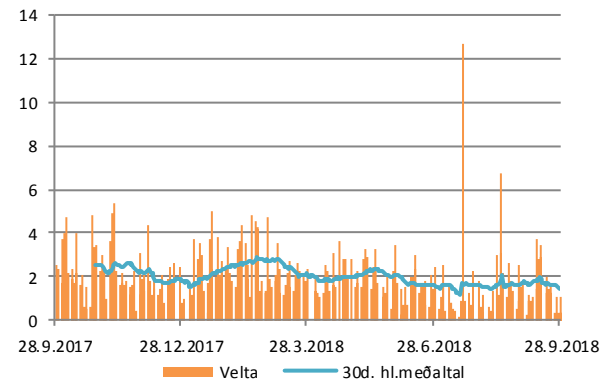
## Úrvalsvísitalan



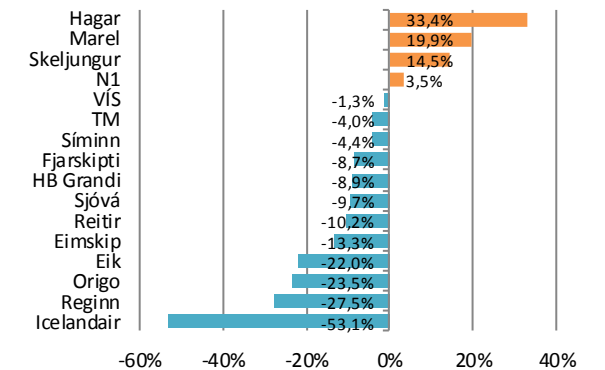
## Breyting í vikunni



## Velta

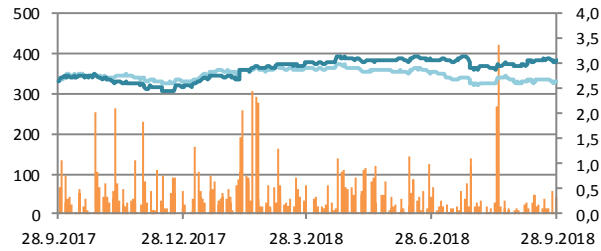


## Síðan áramót

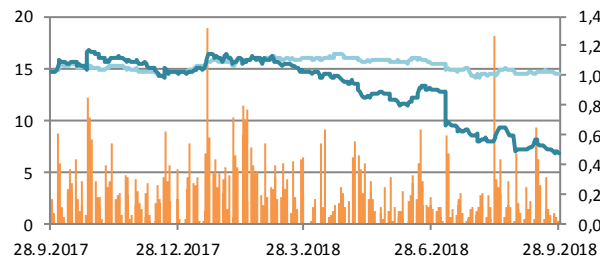


# Hlutabréf

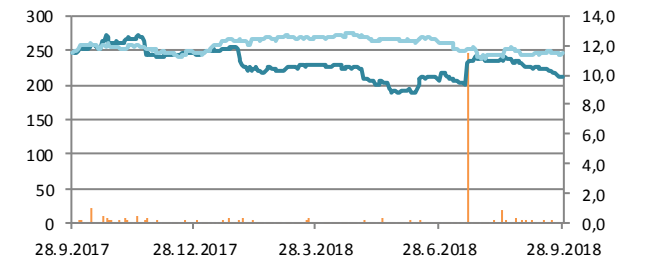
### Marel



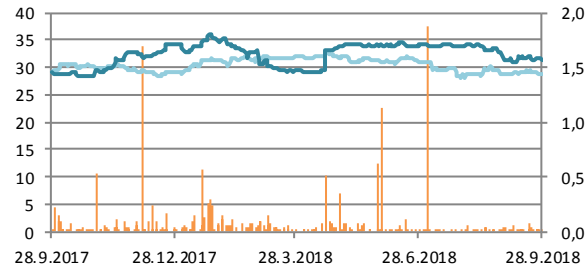
### Icelandair



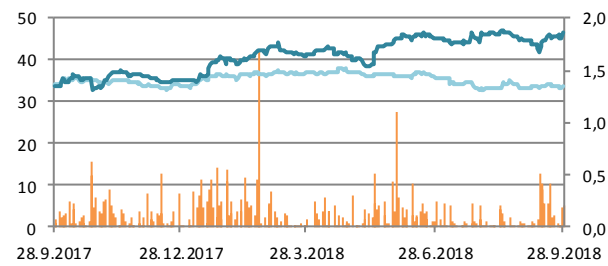
### Eimskip



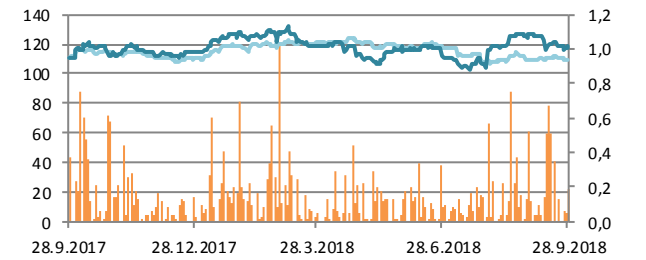
### HB Grandi



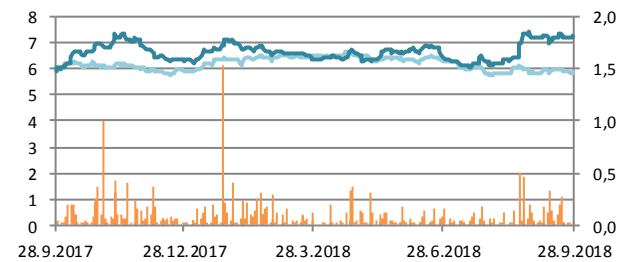
### Hagar



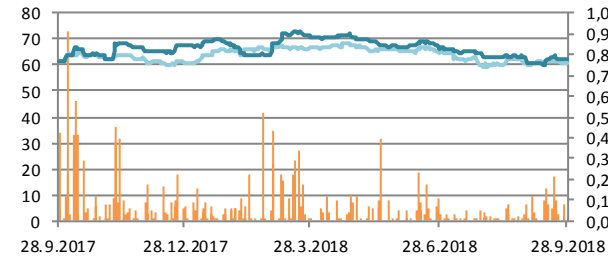
### N1



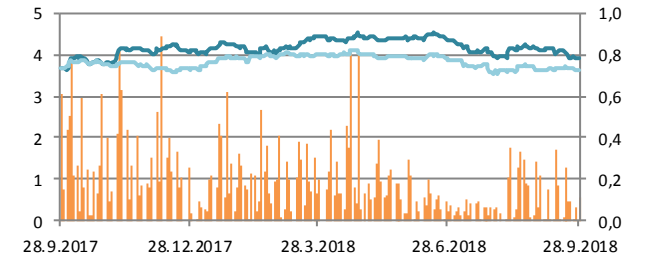
### Skeljungur



### Fjarskipti

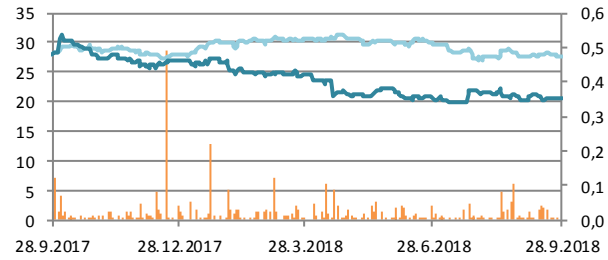


### Síminn

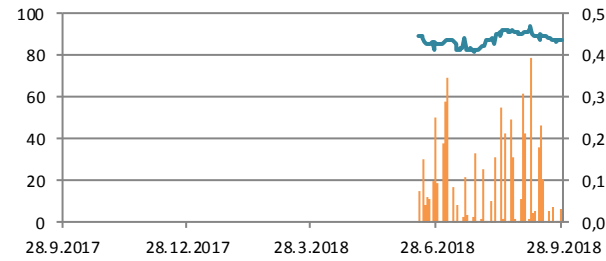


# Hlutabréf

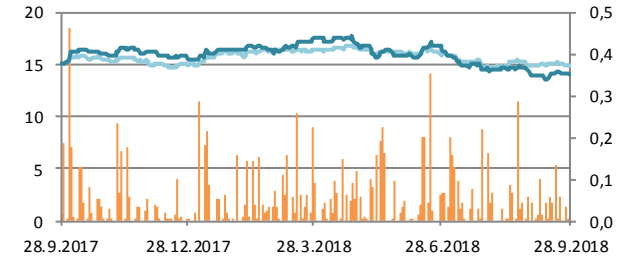
## Origo



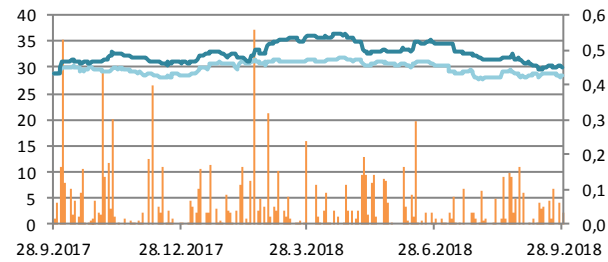
## Arion



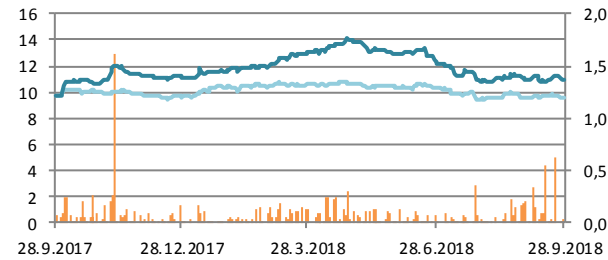
## Sjóvá



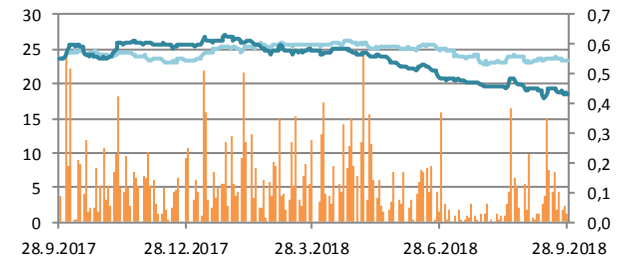
## TM



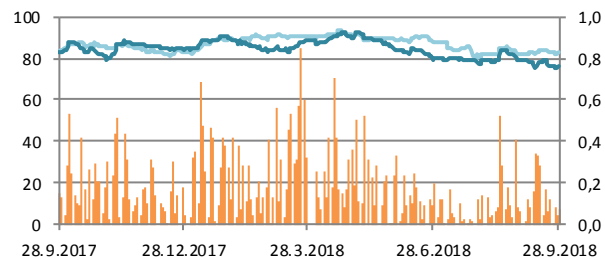
## VÍS



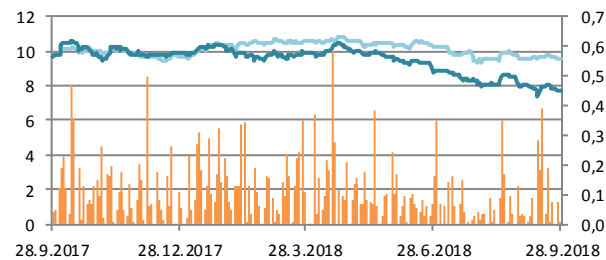
## Reginn



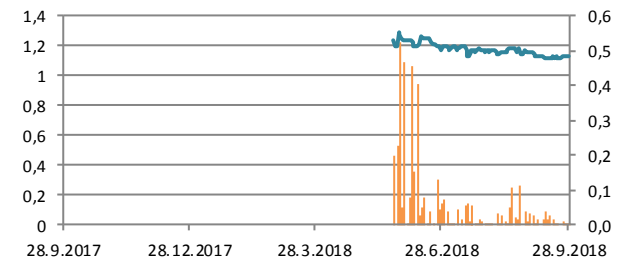
## Reitir



## Eik



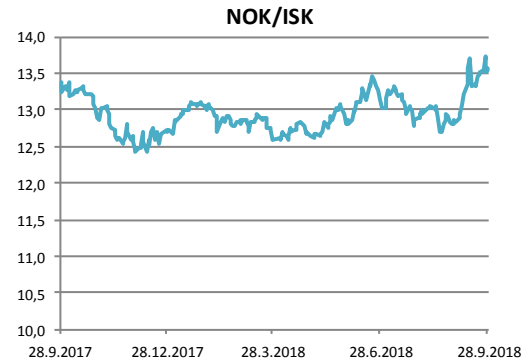
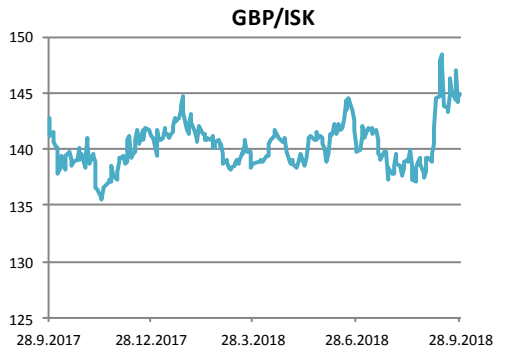
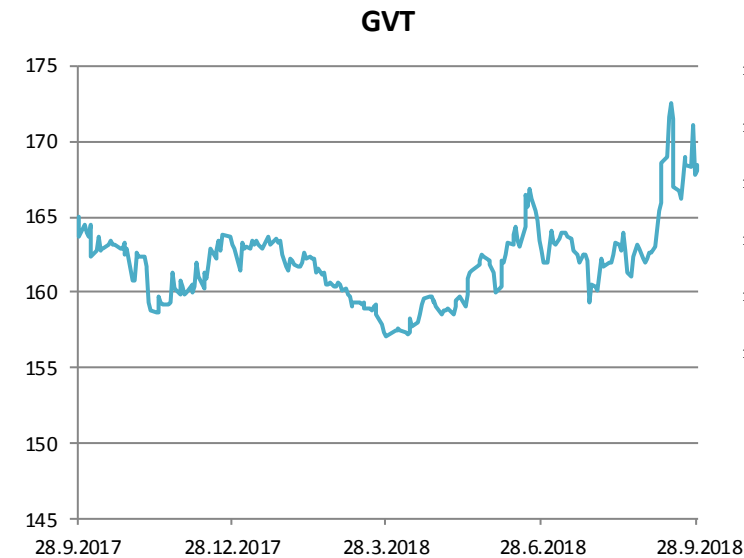
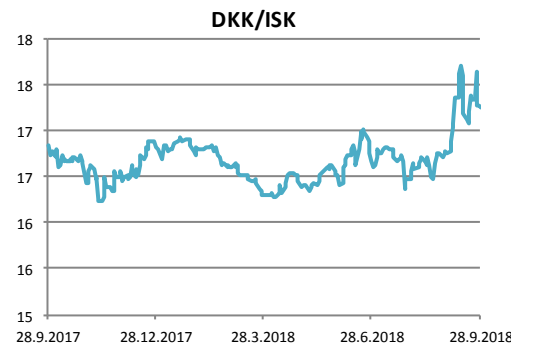
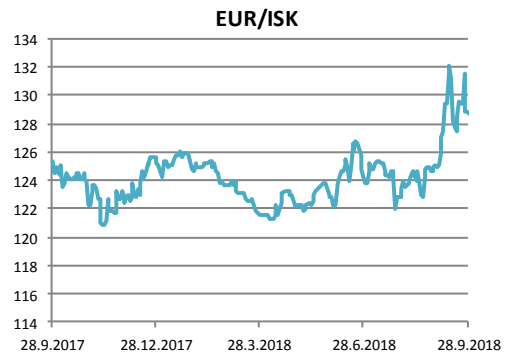
## Heimavellir



# Gjaldeyrismarkaðurinn

Gengi ISK	28.sep	Breyting síðan ...				
		ármót	1V	1M	3M	12M
GVT	168,4	3,4%	0,0%	4,0%	3,5%	2,1%
EUR	128,7	2,9%	-0,5%	3,2%	3,6%	2,7%
USD	111,1	6,4%	1,0%	4,2%	3,6%	4,4%
GBP	145,0	2,8%	-0,1%	5,5%	3,3%	1,5%
SEK	12,5	-1,7%	-0,1%	6,8%	4,6%	-4,4%
DKK	17,3	2,8%	-0,5%	3,2%	3,5%	2,5%
NOK	13,6	6,7%	0,6%	5,9%	3,5%	1,5%
JPY	0,98	5,6%	0,5%	2,1%	0,8%	3,7%

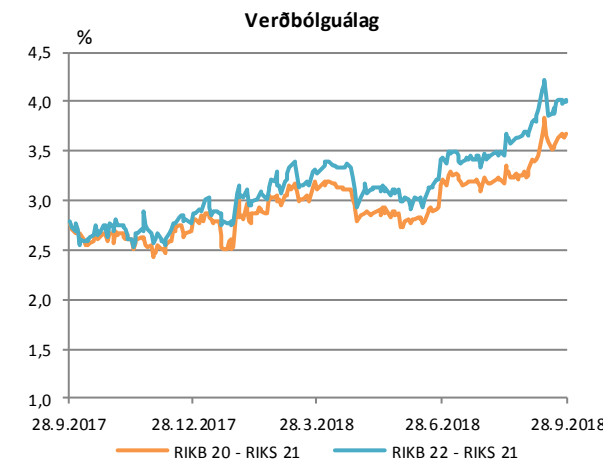
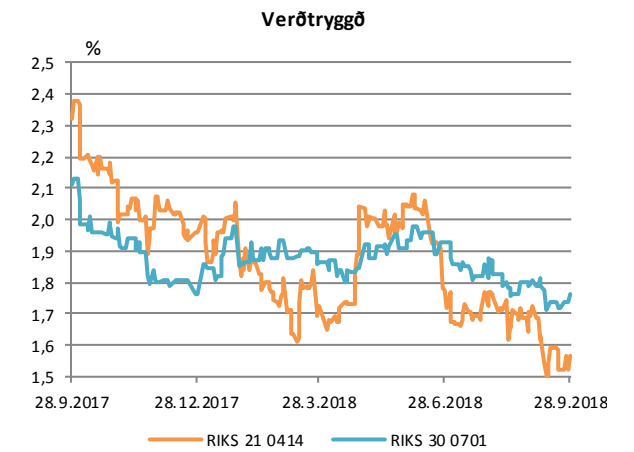
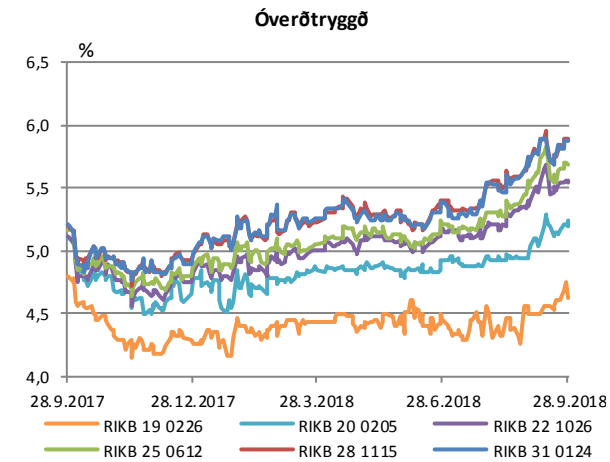
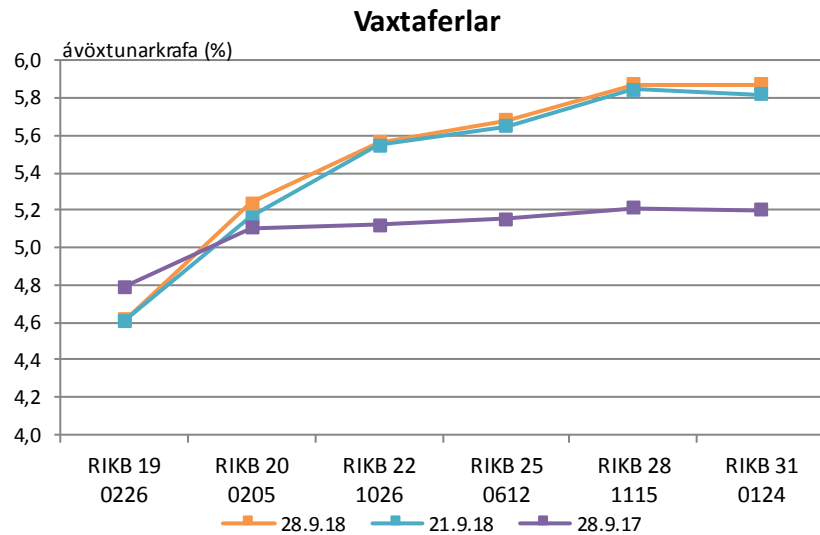
Miðgengi Seðlabanka Íslands. Heimild: Kodiak



# Ríkisbréf

	verð	krafa	velta (ma.kr./viku)	Breyting síðan ...				
				árm.	1V	1M	3M	12M
RIKB 19 0226	101,57	4,61	0,3	0,36	0,00	0,05	0,17	-0,18
RIKB 20 0205	101,25	5,24	2,8	0,46	0,07	0,30	0,31	0,13
RIKB 22 1026	105,97	5,57	0,3	0,74	0,02	0,23	0,38	0,45
RIKB 25 0612	112,59	5,68	0,7	0,80	0,03	0,24	0,47	0,53
RIKB 28 1115	93,45	5,87	1,5	0,90	0,03	0,23	0,47	0,66
RIKB 31 0124	105,35	5,87	0,5	0,88	0,05	0,21	0,49	0,67
RIKS 21 0414	105,49	1,57	0,5	-0,39	0,05	-0,07	-0,21	-0,76
RIKS 30 0701	115,68	1,76	0,2	0,00	0,04	-0,04	-0,17	-0,35

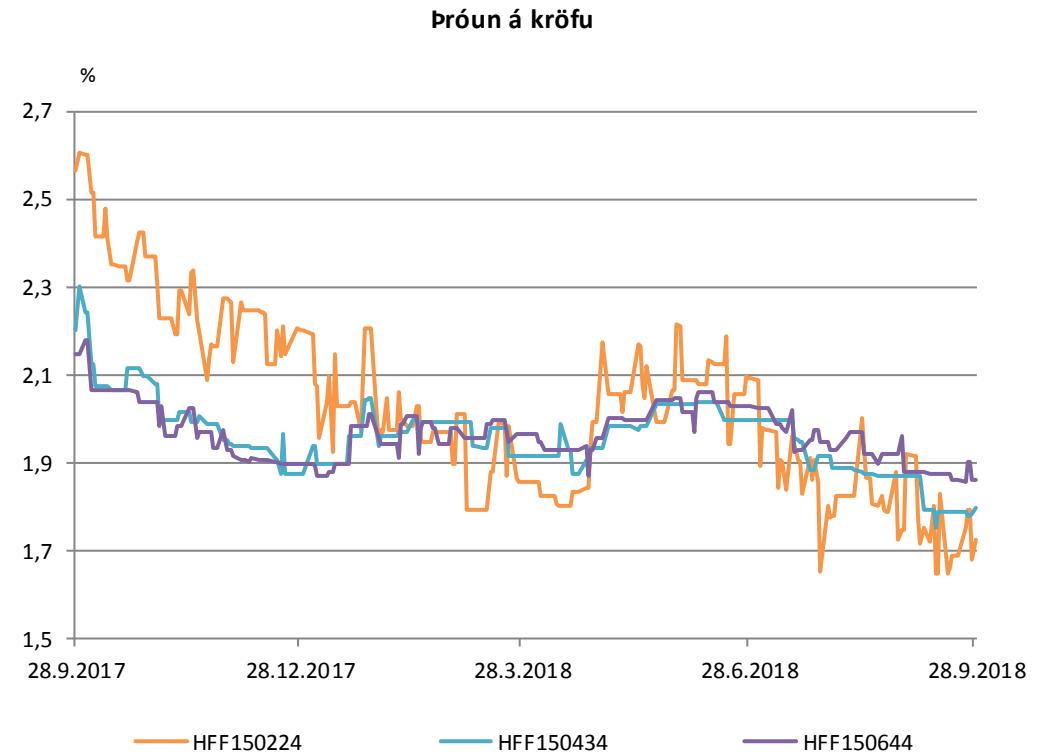
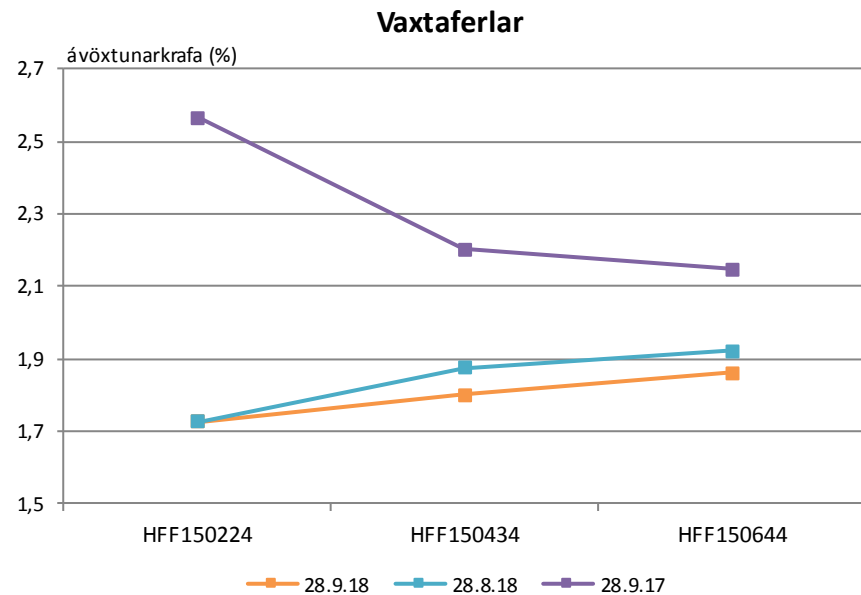
Heimild: Kodiak



# Íbúðabréf

	verð	krafa	velta (ma.kr./viku)	árm.	Breyting síðan ...			
					1V	1M	3M	12M
HFF150224	105,80	1,73	0,4	-0,48	0,04	0,00	-0,37	-0,84
HFF150434	115,17	1,80	0,1	-0,07	0,01	-0,07	-0,20	-0,40
HFF150644	124,03	1,86	0,2	-0,04	0,00	-0,06	-0,17	-0,28

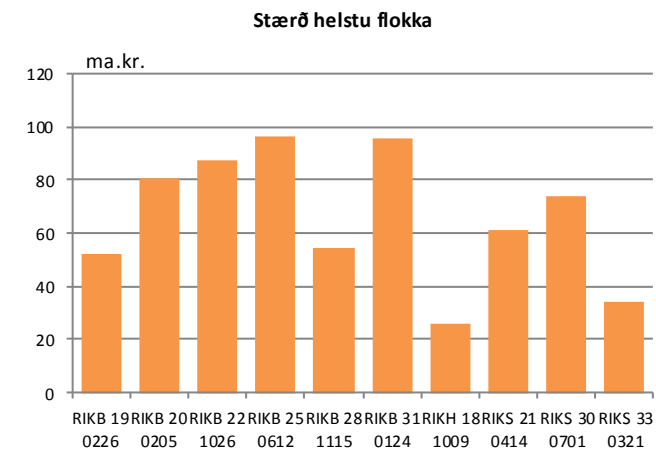
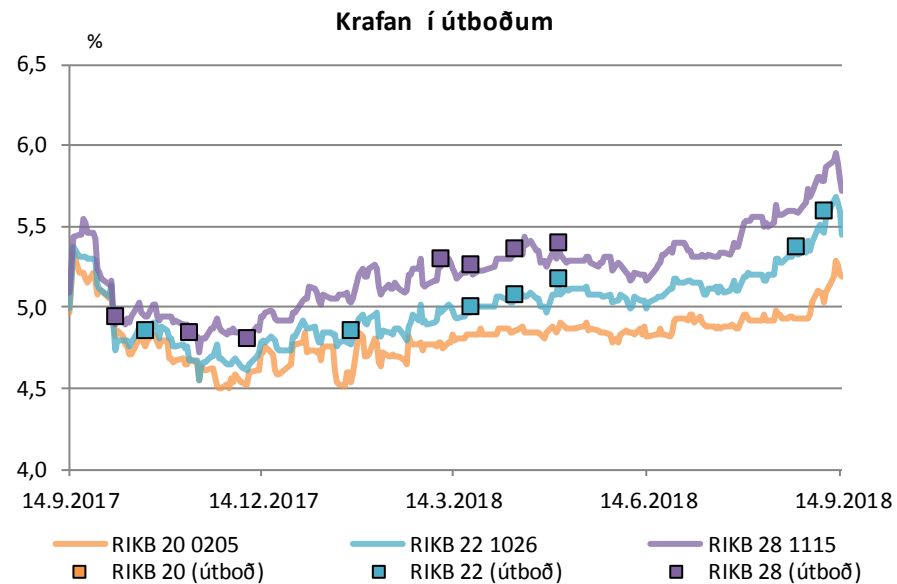
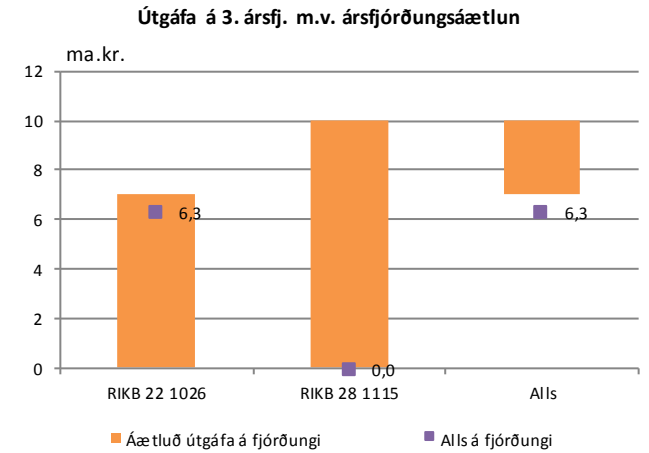
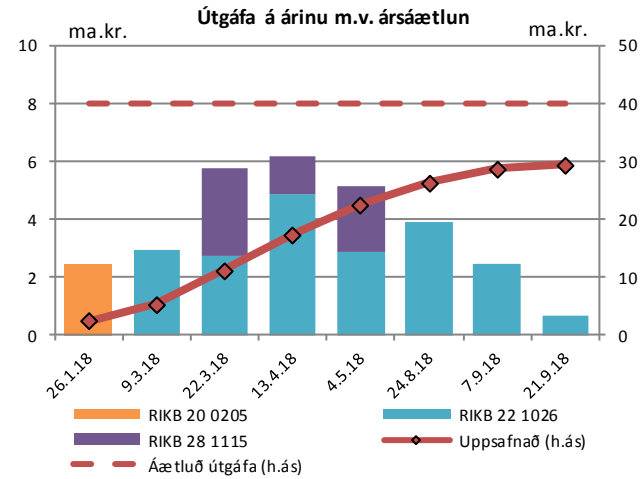
Heimild: Kodiak



# Útboð ríkisbréfa

Seinustu útboð		Tilboð	Samþykkt	Verð	Krafa
Dags	Flokkur				
21.9.18	RIKB 22 1026	2,9	0,7	106,11	5,53
7.9.18	RIKB 22 1026	2,9	2,3	105,95	5,59
24.8.18	RIKB 22 1026	4,2	3,6	106,88	5,36
4.5.18	RIKB 22 1026	5,6	2,7	108,13	5,16
4.5.18	RIKB 28 1115	4,8	2,3	96,90	5,39
13.4.18	RIKB 22 1026	5,8	4,5	108,57	5,07
13.4.18	RIKB 28 1115	1,6	1,4	97,18	5,35

Að nafnvirði (ma.kr.) Heimild: Lánamál Ríkisins



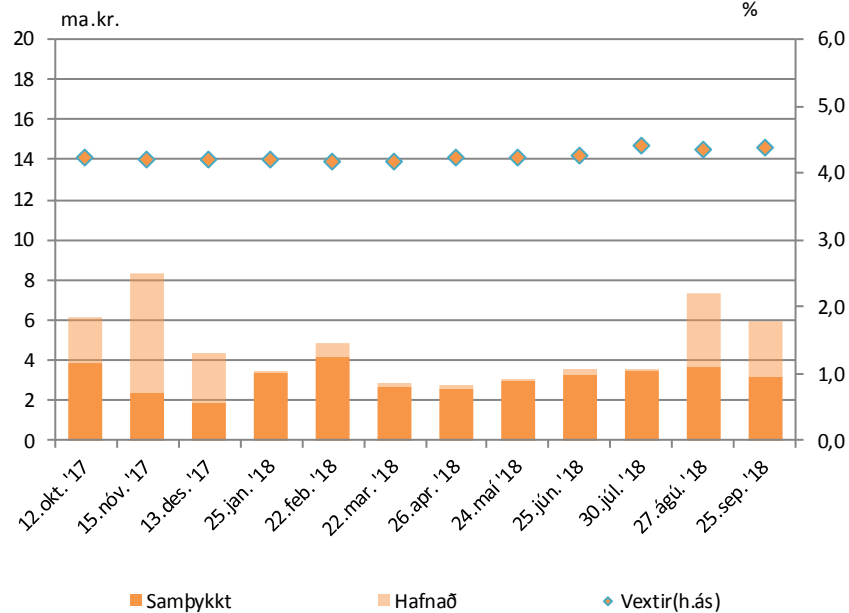


# Útboð ríkisvígla

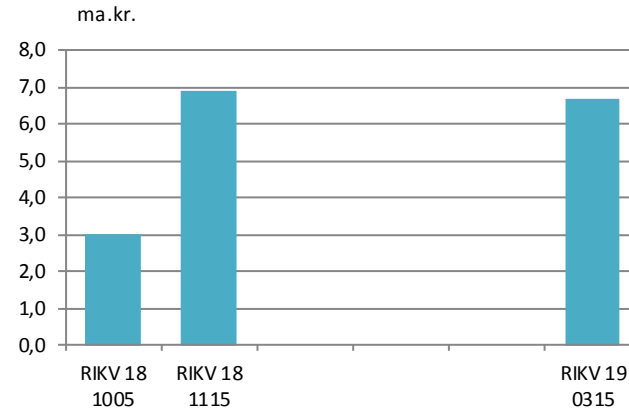
Dags.	Flokkur	Samþykkt	Vextir
25.09.18	RIKV 19 0315	3,2	4,40
27.08.18	RIKV 18 1115	3,6	4,35
30.07.18	RIKV 19 0315	3,5	4,43
25.06.18	RIKV 18 1115	3,3	4,26
24.05.18	RIKV 18 1005	3,0	4,24
26.04.18	RIKV 18 0807	2,6	4,23

Heimild: Lánamál ríkisins

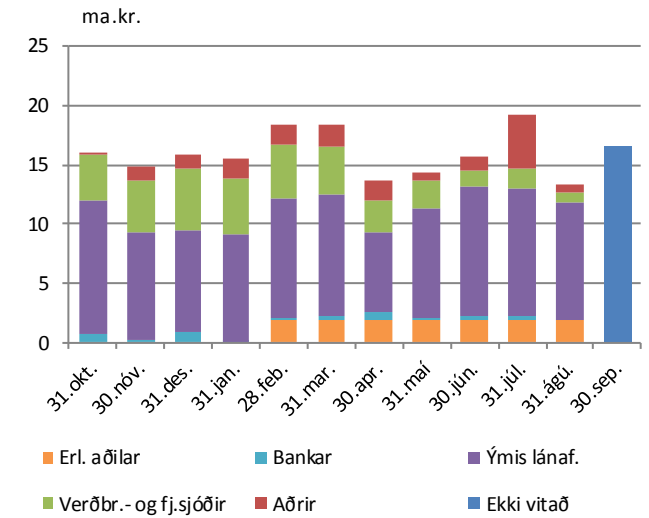
## Niðurstaða útboða



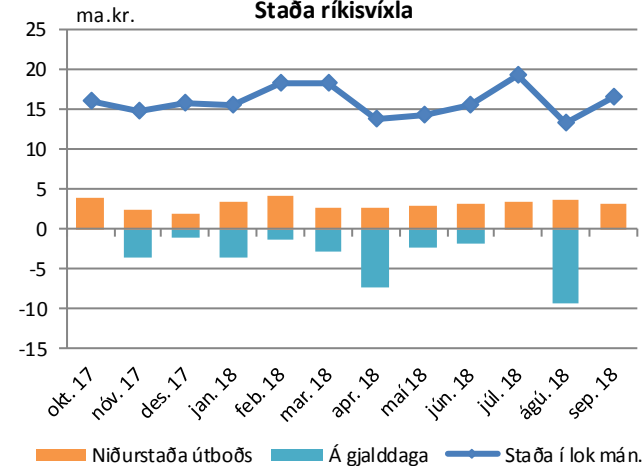
## Útistandandi ríkisvíglar



## Eigendaskipting



## Staða ríkisvígla

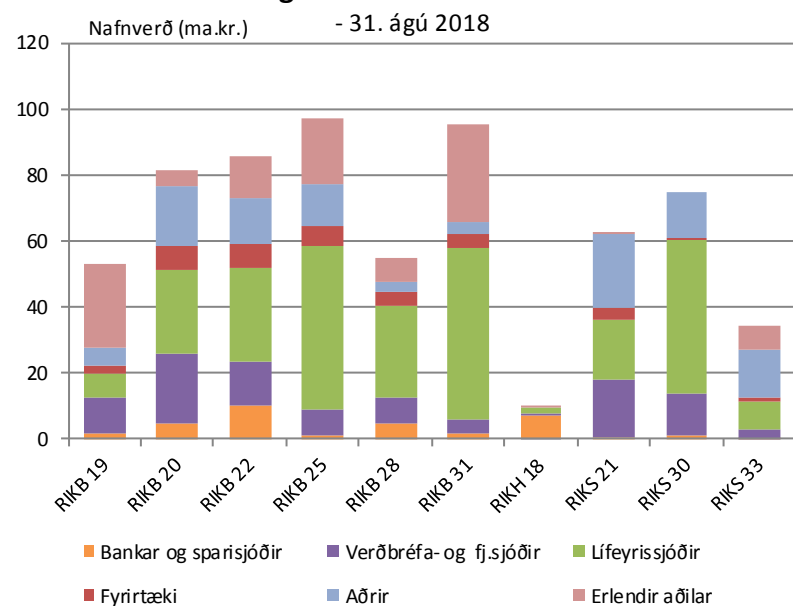


# Eigendaskipti ríkisbréfa

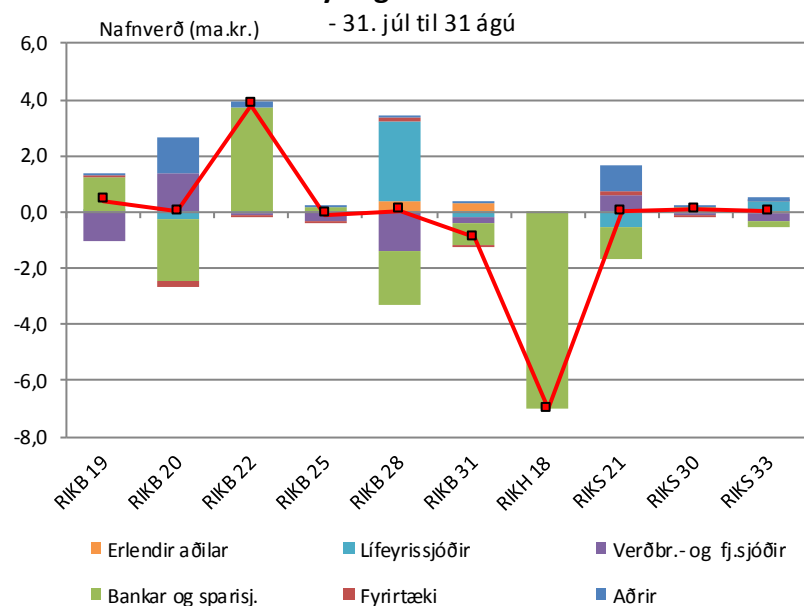
	Eigendaskipting (ma.kr.)										
	RIKB 19	RIKB 20	RIKB 22	RIKB 25	RIKB 28	RIKB 31	RIKH 18	RIKS 21	RIKS 30	RIKS 33	Vixlar
Bankar og sparisjóðir	1,9	4,8	10,2	1,2	4,7	1,9	7,0	0,5	0,9	0,1	33,1
Verðbréfa- og fj.sjóðir	10,8	21,3	13,5	7,8	7,6	4,3	0,5	17,5	12,9	3,1	99,1
Lífeyrissjóðir	7,3	25,3	28,6	49,6	28,3	51,6	2,0	18,2	46,7	8,3	265,9
Fyrirtæki	2,6	7,2	7,3	6,0	3,8	4,5	0,0	3,4	0,8	1,0	36,5
Aðrir	5,2	18,0	13,6	12,9	2,9	3,2	0,0	22,7	13,5	14,9	106,9
Erlendir aðilar	25,4	4,7	12,4	19,6	7,5	29,7	0,1	0,4	0,0	6,9	106,8
<b>Nafnverð alls (ma.kr)</b>	<b>53,2</b>	<b>81,2</b>	<b>85,5</b>	<b>97,1</b>	<b>54,9</b>	<b>95,3</b>	<b>9,5</b>	<b>62,7</b>	<b>74,7</b>	<b>34,2</b>	<b>648,3</b>

Heimild: Lánamál ríkisins

## Eigendur ríkisverðbréfa



## Breyting milli mánaða

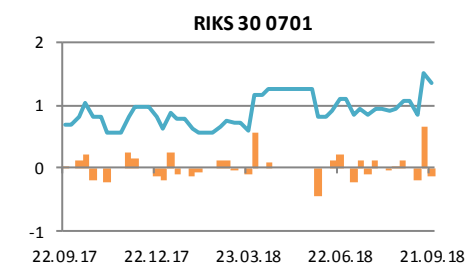
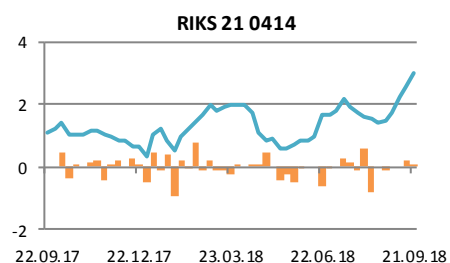
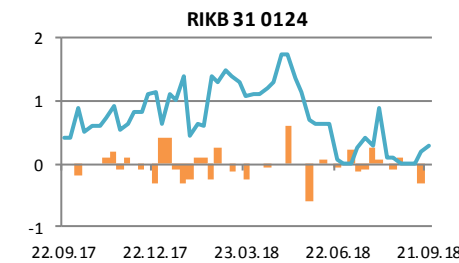
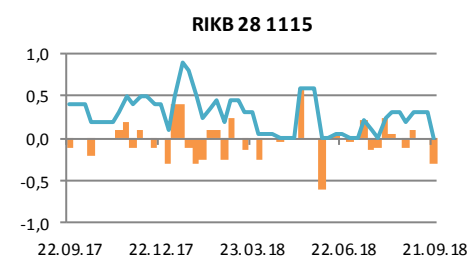
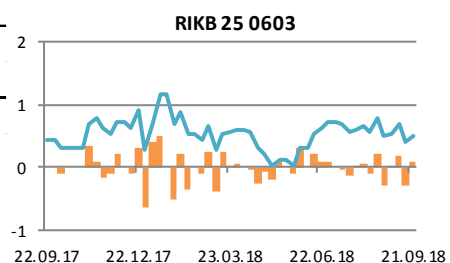
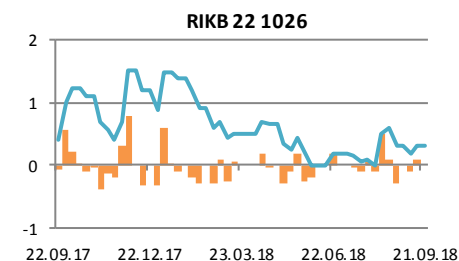
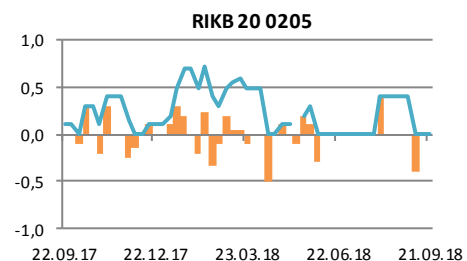
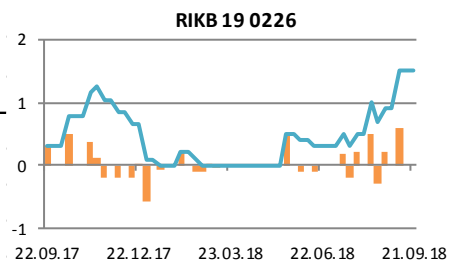
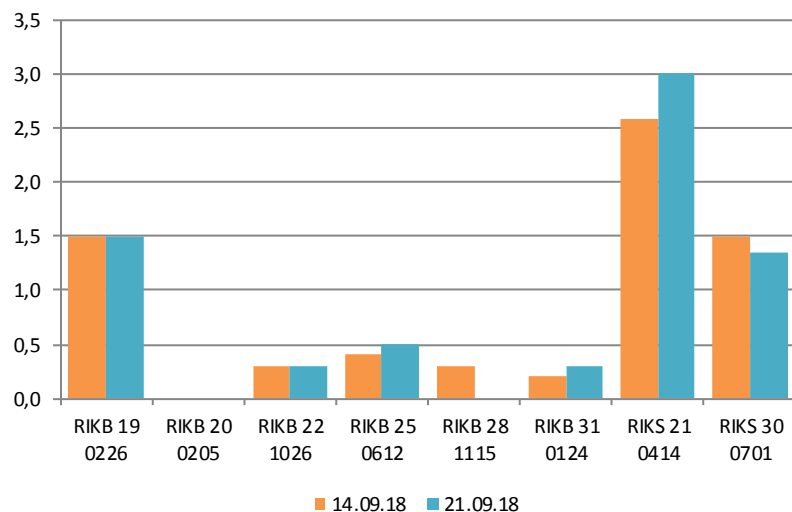


# Verðbréfalán

Flokkur	Nafnverð (m.kr.)	Breyting síðan				
		1V	4V	12V	26V	52V
RIKB 19 0226	1.500	0	600	1.205	1.500	1.210
RIKB 20 0205	0	0	-400	0	-500	-100
RIKB 22 1026	300	0	0	100	-200	-122
RIKB 25 0612	500	100	0	-225	-57	75
RIKB 28 1115	0	-300	-200	0	-300	-400
RIKB 31 0124	300	100	300	300	-785	-100
RIKS 21 0414	3.010	420	1.555	1.310	1.010	1.894
RIKS 30 0701	1.350	-150	300	250	750	656

Heimild: Lánamál Ríkisins

## Breyting milli vikna



Innihald og form skjals þessa er unnið af starfsmönnum Hagfræðideildar Landsbankans hf. (hagfraedideild@landsbankinn.is) og byggist á aðgengilegum opinberum upplýsingum á þeim tíma sem greiningin var unnin. Mat á þeim upplýsingum endurspeglar skoðanir starfsmanna Hagfræðideildar Landsbankans á þeim degi þegar greiningin er dagsett, en þær geta breyst án fyrirvara.

Landsbankinn hf. og starfsfólk hans taka ekki ábyrgð á viðskiptum sem byggð eru á þeim upplýsingum og skoðunum sem hér eru settar fram.

Bent skal á að Landsbankinn hf. getur á hverjum tíma haft beinna eða óbeinna hagsmuna að gæta, ýmist sjálfur, dótturfélög hans eða fyrir hönd viðskiptamanna, s.s. sem fjárfestir, lánardrottinn eða þjónustuaðili. Greiningar eru engu að síður unnar sjálfstætt af Hagfræðideild Landsbankans og innan Landsbankans eru í gildi reglur um aðskilnað starfssviða sem eru aðgengilegar á vef bankans.

