



---

**Vikubyrjun**  
**Innlendar markaðsupplýsingar**  
**23. júlí 2018**

---

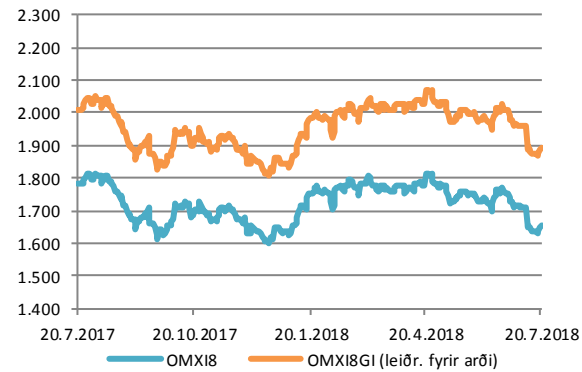
---

# Hlutabréf

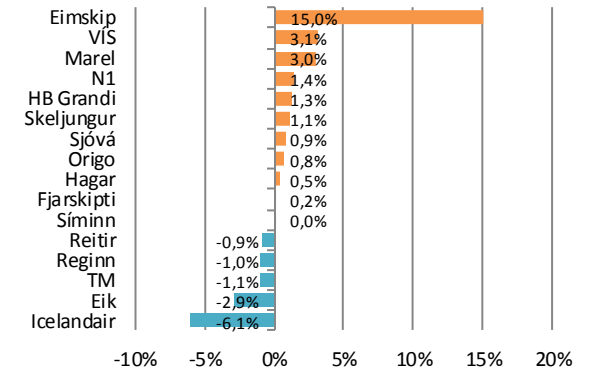
Félag	Verð	Velta (m.kr.)	Breyting síðan ...				
			áramót	1V	1M	3M	12M
OMX18	1651,9	15.003	1,1%	1,0%	-6,6%	-9,0%	-7,2%
OMX18GI	1890,9		2,4%	1,0%	-6,6%	-8,8%	-6,0%
Marel	391,5	847	22,9%	3,0%	0,3%	0,1%	13,1%
Icelandair	9,0	645	-38,3%	-6,1%	-31,8%	-36,8%	-45,1%
Eimskip	234,0	11.466	-3,8%	15,0%	10,4%	4,0%	-20,7%
HB Grandi	34,3	0	-0,1%	1,3%	0,7%	3,9%	8,2%
Hagar	44,4	115	27,0%	0,5%	-5,0%	6,1%	15,2%
N1	106,5	387	-6,6%	1,4%	-10,1%	-10,1%	-8,2%
Skeljungur	6,2	257	-1,9%	1,1%	-9,3%	-3,9%	14,5%
Fjarskipti	65,0	52	-4,1%	0,2%	-6,2%	-8,9%	3,2%
Síminn	4,1	196	-0,5%	0,0%	-9,8%	-7,9%	0,0%
Origo	20,0	59	-25,4%	0,8%	-2,9%	-7,4%	-38,0%
Sjóvá	15,1	104	-2,9%	0,9%	-12,2%	-13,8%	-11,4%
VÍS	11,6	151	4,1%	3,1%	-13,2%	-15,6%	19,0%
TM	32,6	166	4,6%	-1,1%	-5,9%	-10,2%	9,0%
Reginn	20,3	101	-21,1%	-1,0%	-10,2%	-19,3%	-22,6%
Reitir	79,2	154	-6,3%	-0,9%	-5,4%	-13,6%	-14,4%
Eik	8,4	301	-15,6%	-2,9%	-10,5%	-19,8%	-18,4%

Leiðrétt fyrir arðgreiðslum. Heimild: Kodiak, útreikningar Hagfræðideildar

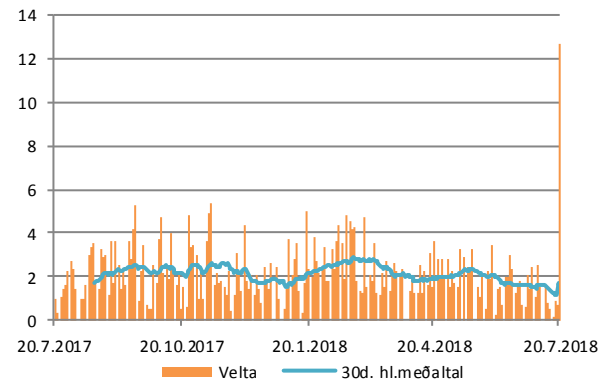
## Úrvalsvísitalan



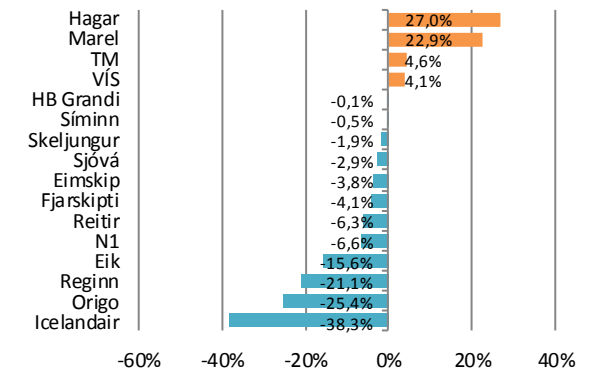
## Breyting í vikunni



## Velta

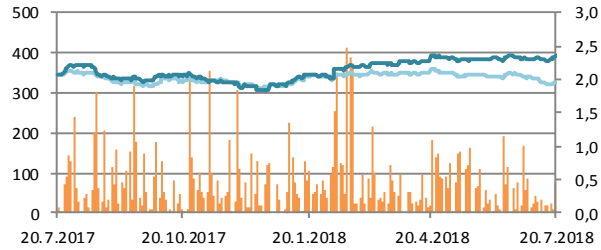


## Síðan áramót

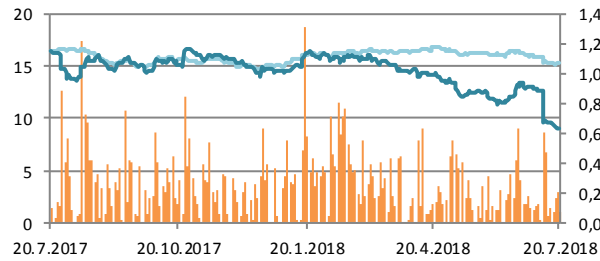


# Hlutabréf

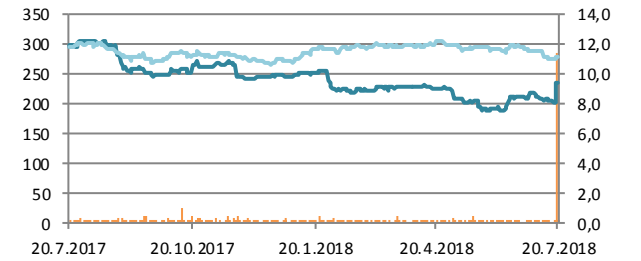
### Marel



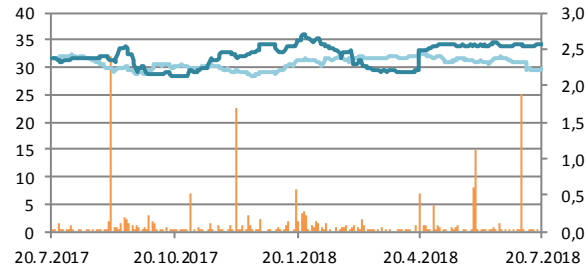
### Icelandair



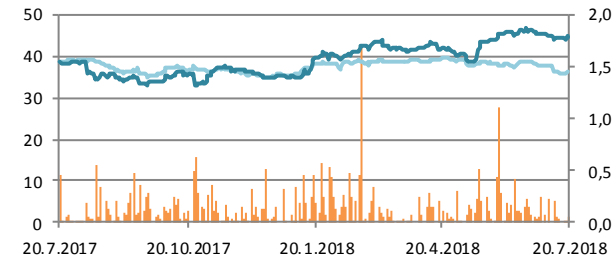
### Eimskip



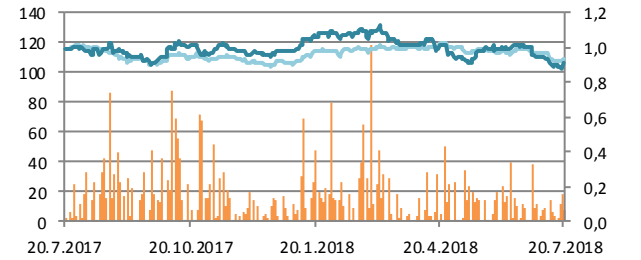
### HB Grandi



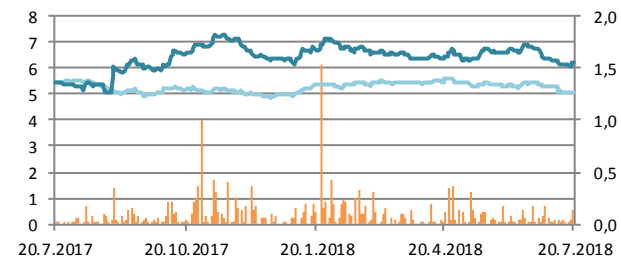
### Hagar



### N1

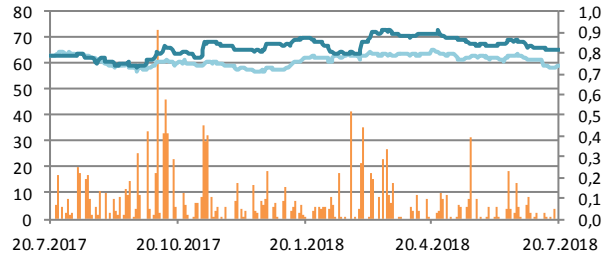


### Skeljungur

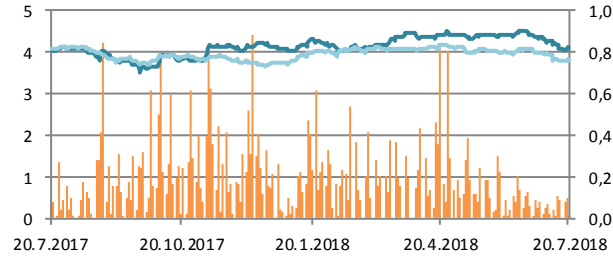


# Hlutabréf

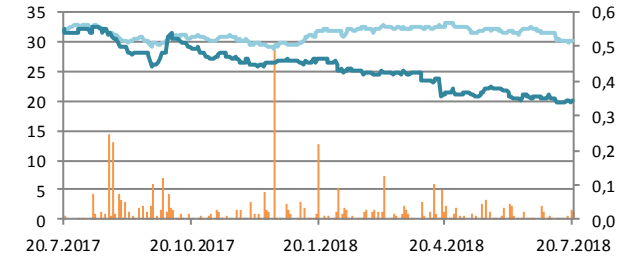
## Fjarskipti



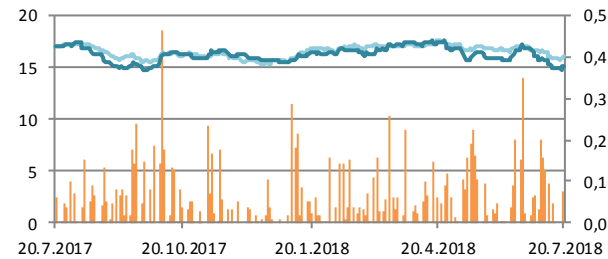
## Síminn



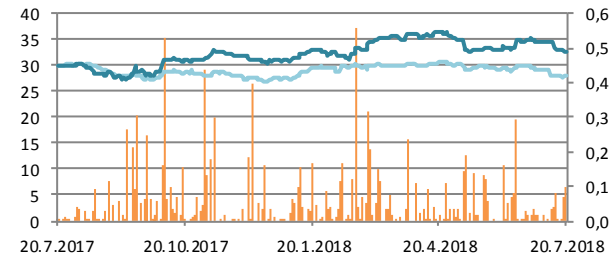
## Origo



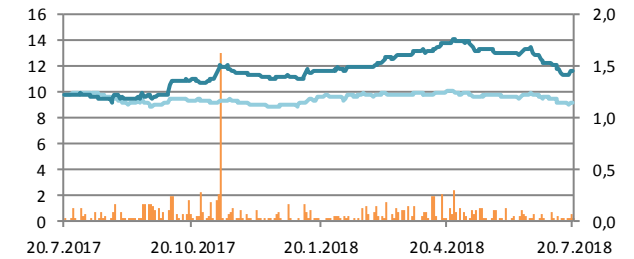
## Sjóvá



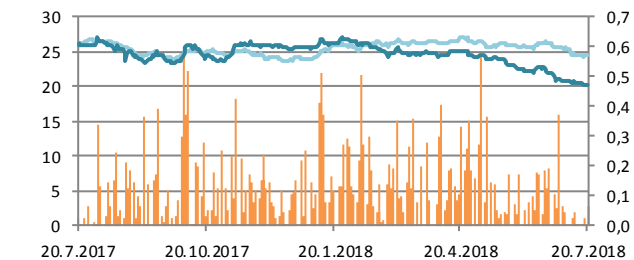
## TM



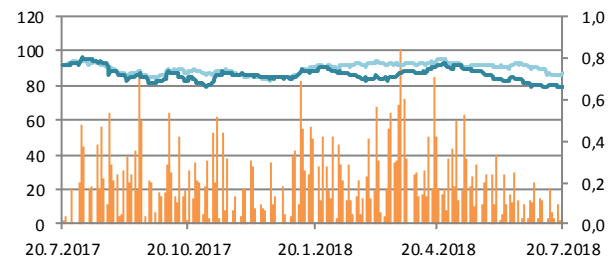
## VÍS



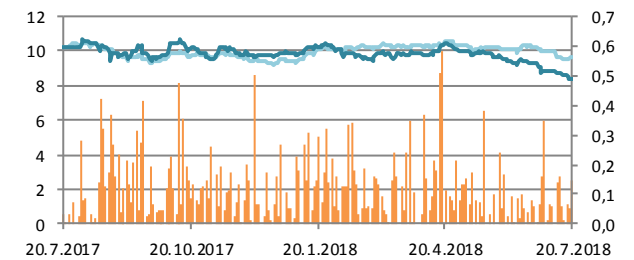
## Reginn



## Reitir



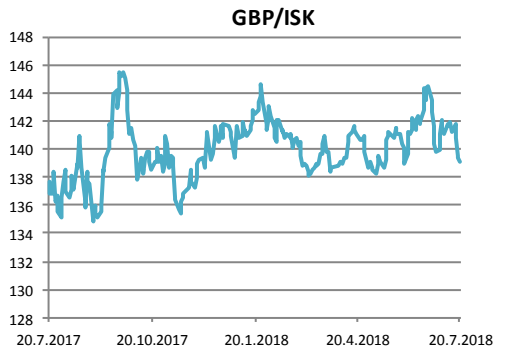
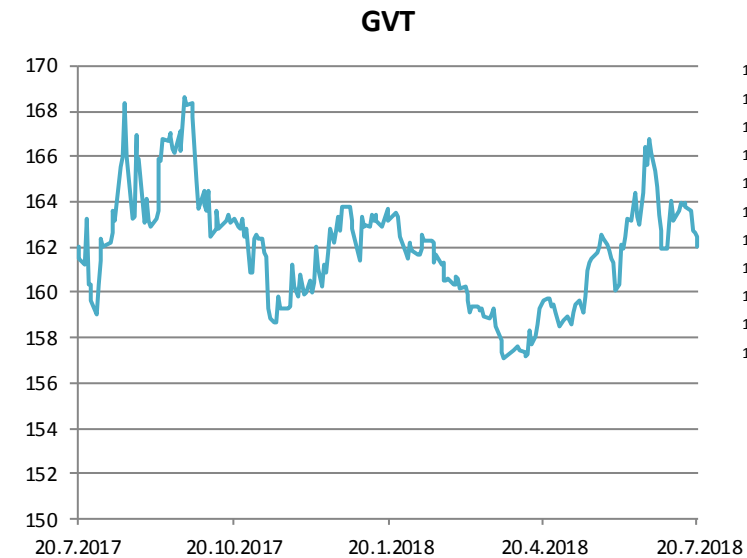
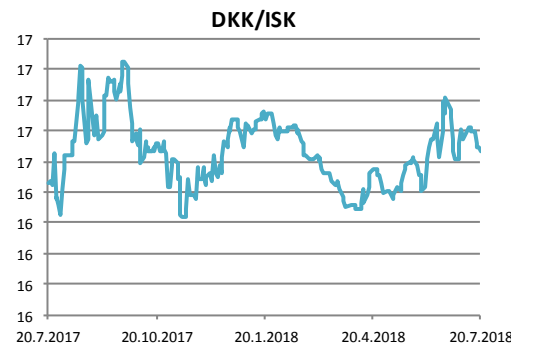
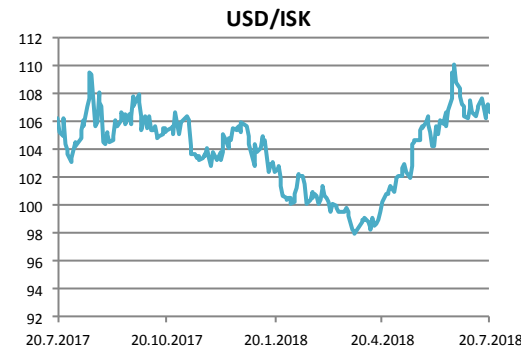
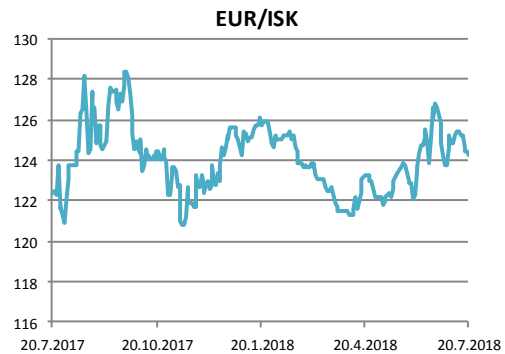
## Eik



# Gjaldeyrismarkaðurinn

Gengi ISK	20.júl	Breyting síðan ...				
		ármót	1V	1M	3M	12M
GVT	162,0	-0,5%	-1,0%	-2,2%	1,5%	0,0%
EUR	124,2	-0,7%	-0,8%	-1,4%	0,8%	1,5%
USD	106,7	2,1%	-1,0%	-2,2%	6,4%	0,3%
GBP	139,0	-1,4%	-1,6%	-3,1%	-1,4%	0,9%
SEK	12,0	-5,9%	-0,8%	-2,5%	0,7%	-6,4%
DKK	16,7	-0,8%	-0,8%	-1,4%	0,7%	1,3%
NOK	13,0	1,8%	-1,9%	-2,7%	1,0%	-1,5%
JPY	0,95	2,3%	-0,8%	-4,1%	2,0%	0,3%

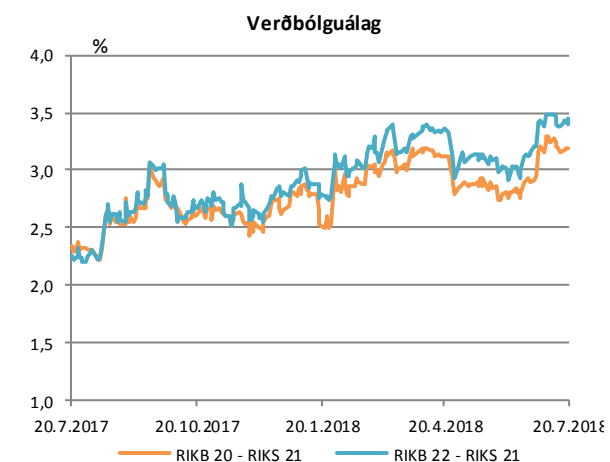
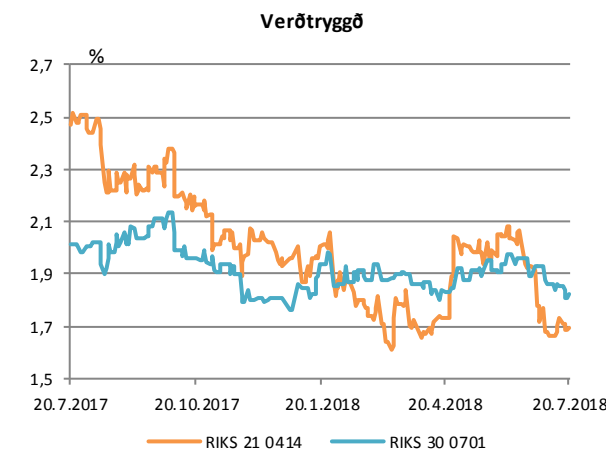
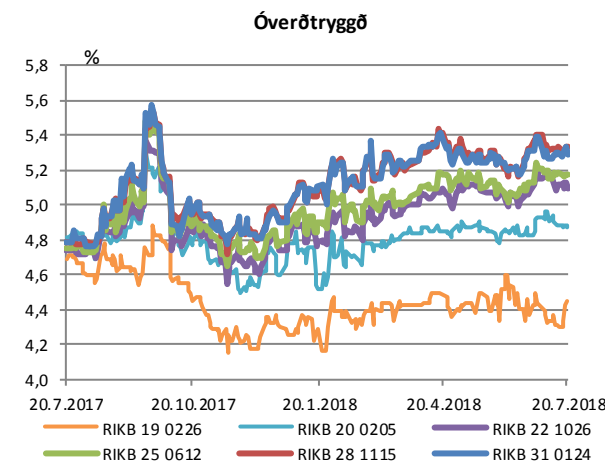
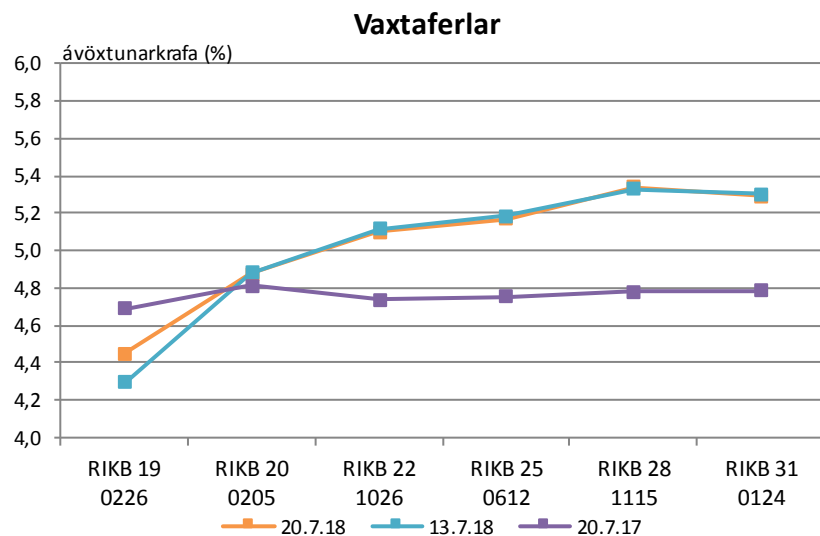
Miðgengi Seðlabanka Íslands. Heimild: Kodiak



# Ríkisbréf

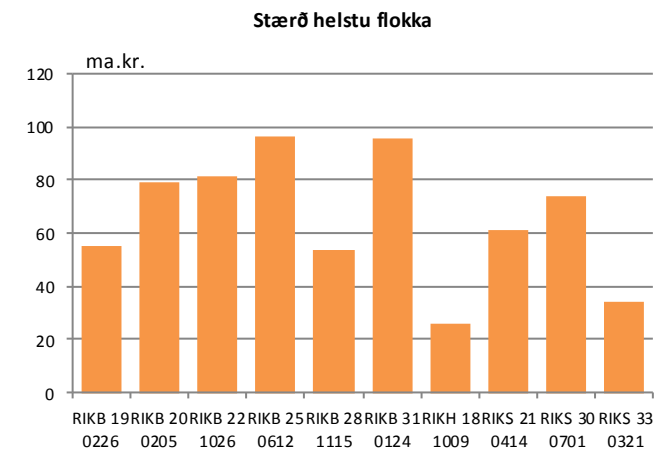
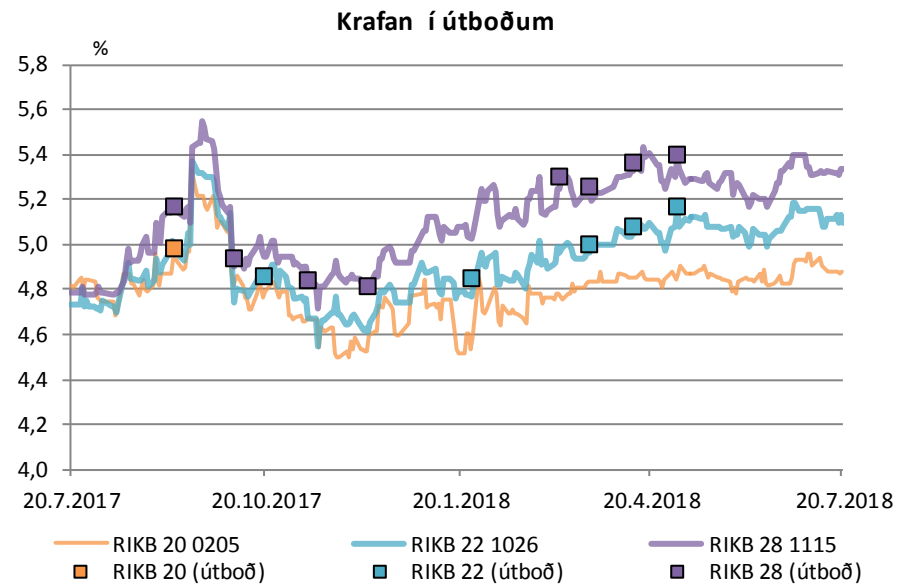
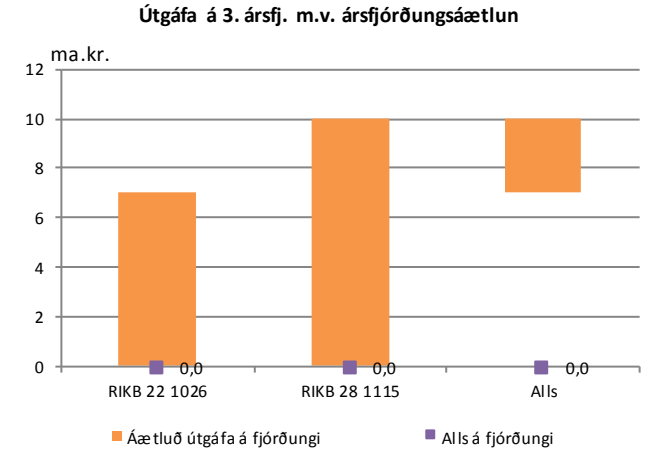
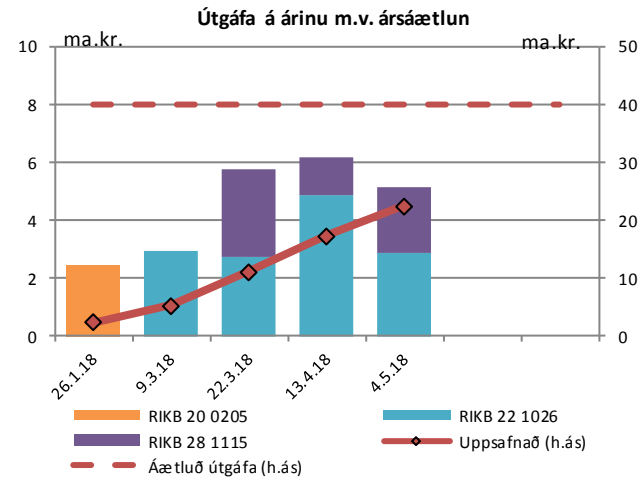
	verð	krafa	velta (ma.kr./viku)	Breyting síðan ...				
				árm.	1V	1M	3M	12M
RIKB 19 0226	102,42	4,45	0,2	0,20	0,16	-0,01	-0,03	-0,24
RIKB 20 0205	101,95	4,88	0,8	0,10	0,00	0,01	0,03	0,06
RIKB 22 1026	108,03	5,10	0,5	0,28	-0,02	0,03	0,00	0,36
RIKB 25 0612	116,04	5,17	0,3	0,29	-0,02	0,09	-0,01	0,42
RIKB 28 1115	97,35	5,34	1,3	0,37	0,01	0,06	-0,07	0,56
RIKB 31 0124	110,80	5,29	0,5	0,30	-0,01	0,02	-0,08	0,51
RIKS 21 0414	105,56	1,69	2,0	-0,27	-0,04	-0,25	-0,04	-0,78
RIKS 30 0701	115,21	1,82	0,2	0,06	-0,03	-0,14	-0,01	-0,19

Heimild: Kodiak



# Útboð ríkisbréfa

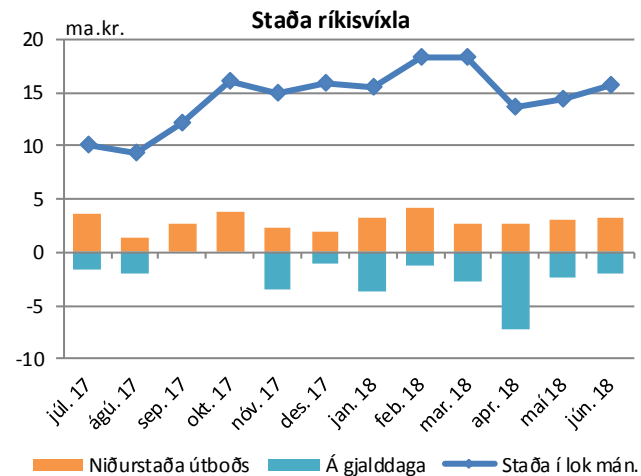
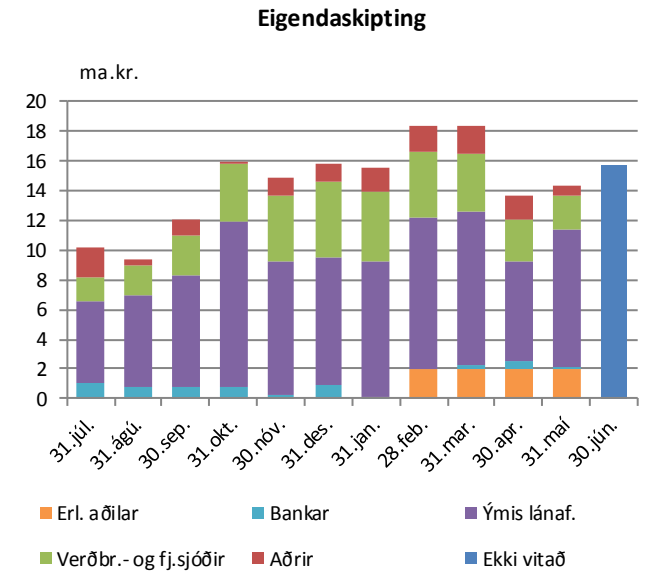
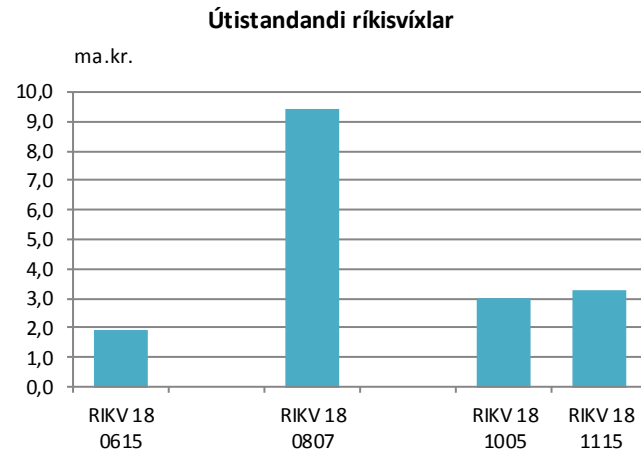
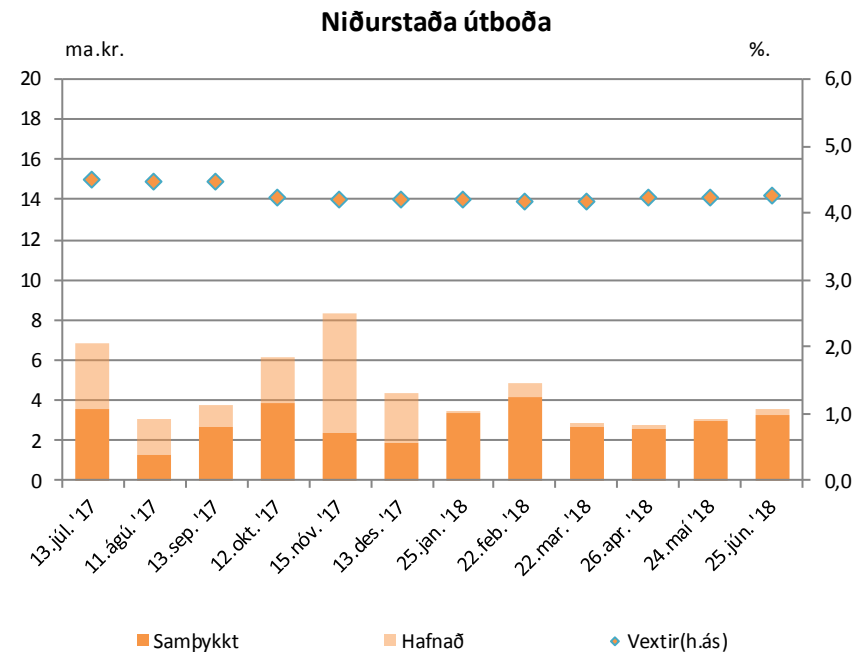
Seinustu útboð		Tilboð	Samþykkt	Verð	Krafa
Dags	Flokkur				
4.5.18	RIKB 22 1026	5,6	2,7	108,13	5,16
4.5.18	RIKB 28 1115	4,8	2,3	96,90	5,39
13.4.18	RIKB 22 1026	5,8	4,5	108,57	5,07
13.4.18	RIKB 28 1115	1,6	1,4	97,18	5,35
22.3.18	RIKB 22 1026	3,3	2,5	109,02	4,99
22.3.18	RIKB 28 1115	3,8	3,1	97,97	5,25
9.3.18	RIKB 28 1115	4,1	3,0	97,65	5,29
26.1.18	RIKB 22 1026	3,7	2,2	109,94	4,84



# Útboð ríkisvígla

dags	Flokkur	Samþykkt	Vextir
25.06.18	RIKV 18 1115	3,3	4,26
24.05.18	RIKV 18 1005	3,0	4,24
26.04.18	RIKV 18 0807	2,6	4,23
22.03.18	RIKV 18 0808	2,7	4,19
22.02.18	RIKV 18 0809	2,7	4,19
25.01.18	RIKV 18 0416	4,1	4,20

Heimild: Lánamál Ríkisins



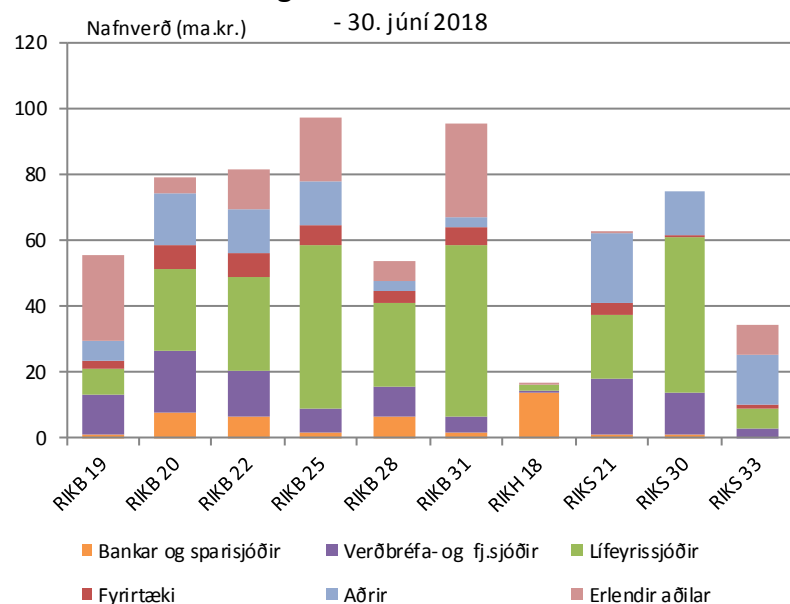


# Eigendaskipti ríkisbréfa

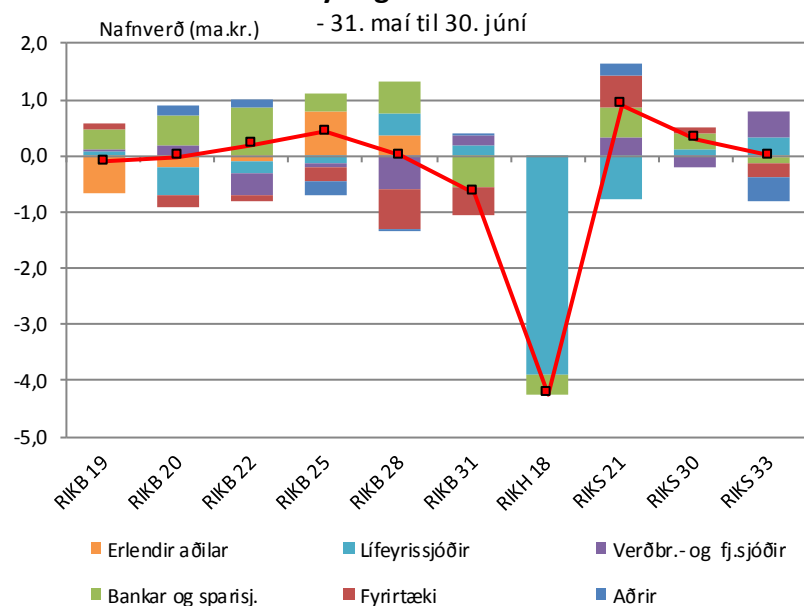
	Eigendaskipting (ma.kr.)										
	RIKB 19	RIKB 20	RIKB 22	RIKB 25	RIKB 28	RIKB 31	RIKH 18	RIKS 21	RIKS 30	RIKS 33	Alls
Bankar og sparisjóðir	1,3	7,9	6,5	1,6	6,5	1,5	14,0	1,1	1,2	0,0	41,5
Verðbréfa- og fj.sjóðir	12,2	18,6	14,2	7,5	9,1	5,4	0,5	16,7	12,9	2,9	99,9
Lífeyrissjóðir	7,7	24,9	28,3	49,5	25,2	52,0	2,0	19,5	46,6	6,3	261,9
Fyrirtæki	2,4	7,1	7,1	6,1	4,1	5,1	0,0	3,5	0,8	0,9	37,1
Aðrir	6,3	15,8	13,3	12,9	3,0	3,3	0,0	21,5	13,3	15,0	104,4
Erlendir aðilar	25,5	4,6	12,4	19,6	6,0	28,1	0,1	0,4	0,0	9,1	105,6
Nafnverð alls (ma.kr)	55,3	78,9	81,7	97,3	53,8	95,3	16,5	62,6	74,8	34,2	650,4

Heimild: Lánamál ríkisins

## Eigendur ríkisverðbréfa



## Breyting milli mánaða

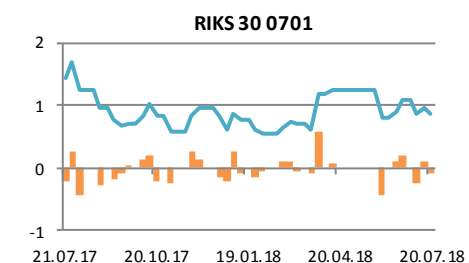
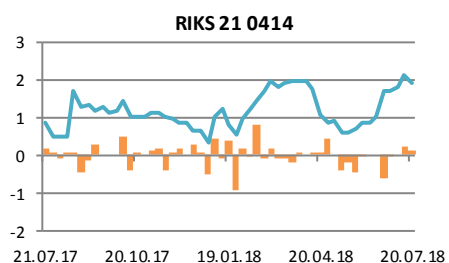
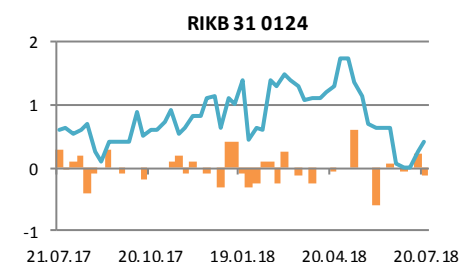
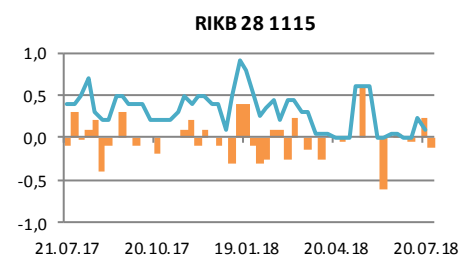
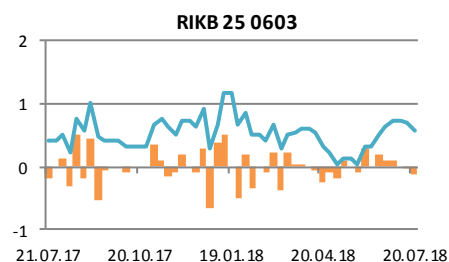
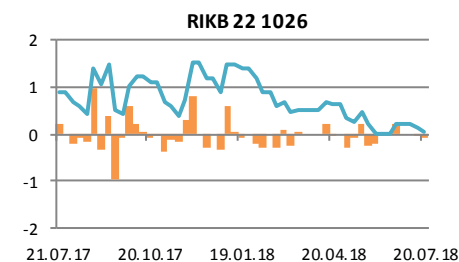
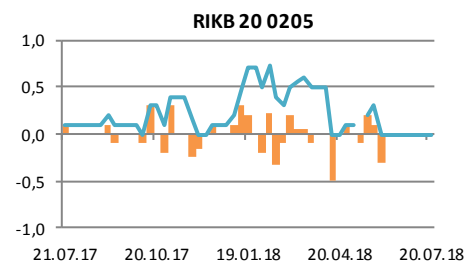
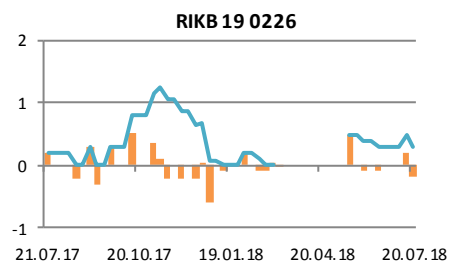
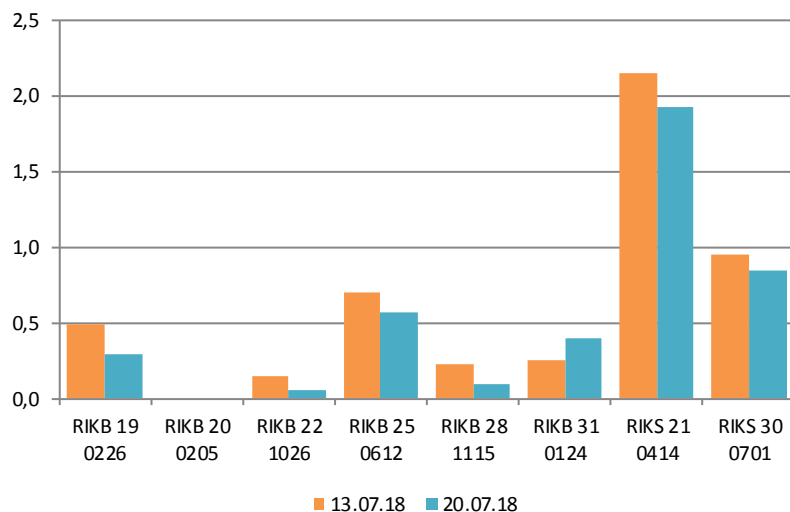


# Verðbréfalán

Flokkur	Nafnverð (m.kr.)	Breyting síðan				
		1V	4V	12V	26V	52V
RIKB 19 0226	295	-190	0	295	295	95
RIKB 20 0205	0	0	0	-100	-700	-100
RIKB 22 1026	50	-100	-150	-600	-1.350	-850
RIKB 25 0612	575	-125	-50	350	-600	170
RIKB 28 1115	100	-125	50	100	-700	-305
RIKB 31 0124	400	150	350	-1.350	-1.000	-200
RIKS 21 0414	1.925	-225	225	1.045	1.100	1.075
RIKS 30 0701	850	-100	-250	-400	81	-583

Heimild: Lánamál Ríkisins

## Breyting milli vikna



Innihald og form skjals þessa er unnið af starfsmönnum Hagfræðideildar Landsbankans hf. (hagfraedideild@landsbankinn.is) og byggist á aðgengilegum opinberum upplýsingum á þeim tíma sem greiningin var unnin. Mat á þeim upplýsingum endurspeglar skoðanir starfsmanna Hagfræðideildar Landsbankans á þeim degi þegar greiningin er dagsett, en þær geta breyst án fyrirvara.

Landsbankinn hf. og starfsfólk hans taka ekki ábyrgð á viðskiptum sem byggð eru á þeim upplýsingum og skoðunum sem hér eru settar fram.

Bent skal á að Landsbankinn hf. getur á hverjum tíma haft beinna eða óbeinna hagsmuna að gæta, ýmist sjálfur, dótturfélög hans eða fyrir hönd viðskiptamanna, s.s. sem fjárfestir, lánardrottinn eða þjónustuaðili. Greiningar eru engu að síður unnar sjálfstætt af Hagfræðideild Landsbankans og innan Landsbankans eru í gildi reglur um aðskilnað starfssviða sem eru aðgengilegar á vef bankans.

