



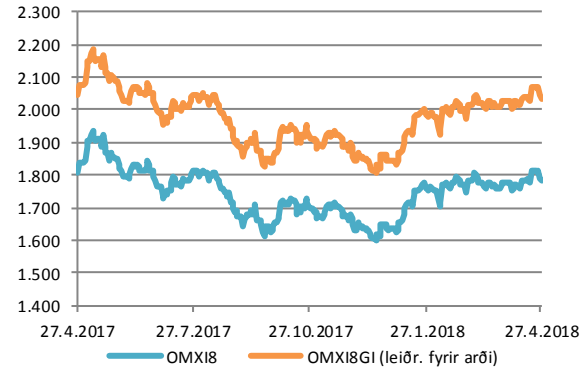
Vikubyrjun
Innlendar markaðsupplýsingar
30. apríl 2018

Hlutabréf

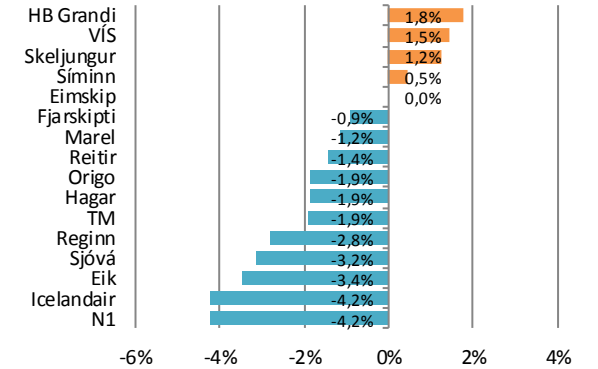
Félag	Verð	Velta (m.kr.)	Breyting síðan ...				
			áramót	1V	1M	3M	12M
OMXIS	1780,3	11.180	8,9%	-1,9%	0,5%	1,3%	-1,6%
OMXISGI	2033,9		10,1%	-1,9%	0,5%	2,5%	-0,5%
Marel	386,5	2.869	21,3%	-1,2%	3,6%	13,3%	13,3%
Icelandair	13,6	876	-6,5%	-4,2%	-7,9%	-14,5%	4,3%
Eimskip	225,0	103	-7,5%	0,0%	-1,3%	-11,6%	-28,2%
HB Grandi	34,3	260	-2,1%	1,8%	14,7%	-5,1%	11,5%
Hagar	42,0	235	17,5%	-1,9%	-0,1%	1,7%	-19,1%
N1	113,5	813	-0,4%	-4,2%	-4,6%	-10,3%	0,9%
Skeljungur	6,6	822	3,3%	1,2%	2,2%	-7,9%	5,6%
Fjarskipti	70,7	313	4,3%	-0,9%	-1,4%	3,1%	15,7%
Síminn	4,4	1.394	8,6%	0,5%	-0,4%	5,0%	8,6%
Origo	21,2	63	-20,9%	-1,9%	-14,2%	-20,0%	-26,9%
Sjóvá	16,9	309	9,0%	-3,2%	-2,9%	3,4%	-5,5%
VÍS	14,0	589	25,2%	1,5%	7,6%	20,7%	35,2%
TM	35,6	155	14,2%	-1,9%	0,3%	9,6%	13,7%
Reginn	24,4	1.109	-4,9%	-2,8%	-2,2%	-8,8%	-14,2%
Reitir	90,4	779	7,0%	-1,4%	2,0%	-0,2%	-10,2%
Eik	10,1	490	1,6%	-3,4%	2,2%	-2,1%	-16,2%

Leiðrétt fyrir arðgreiðslum. Heimild: Kodiak, útreikningar Hagfræðideildar

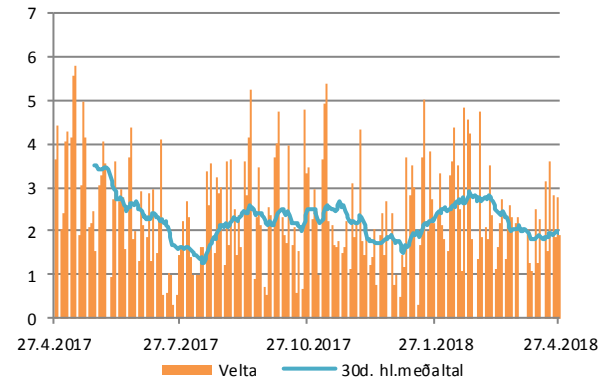
Úrvalsvísitalan



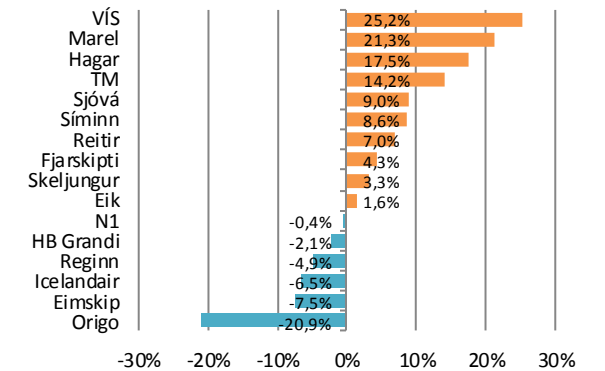
Breyting í vikunni



Velta

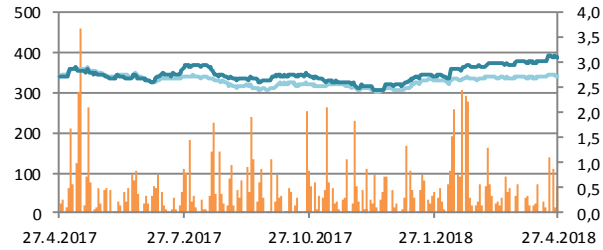


Síðan áramót

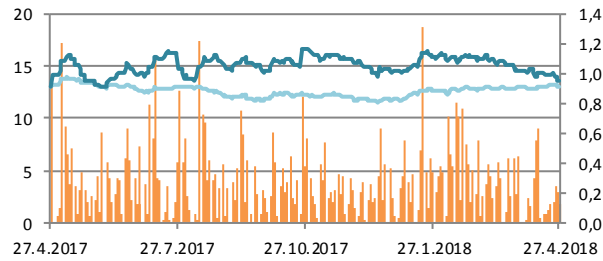


Hlutabréf

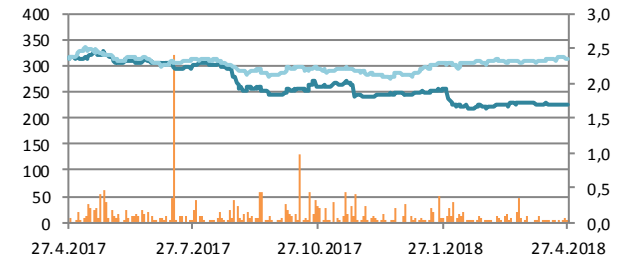
Marel



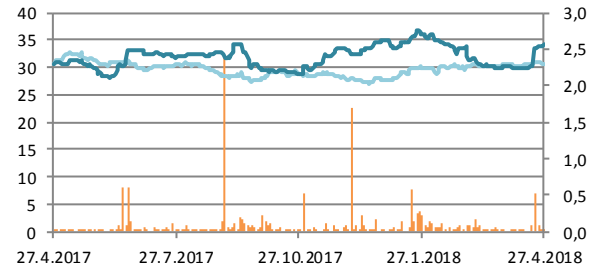
Icelandair



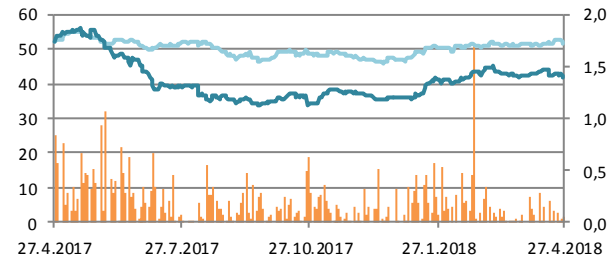
Eimskip



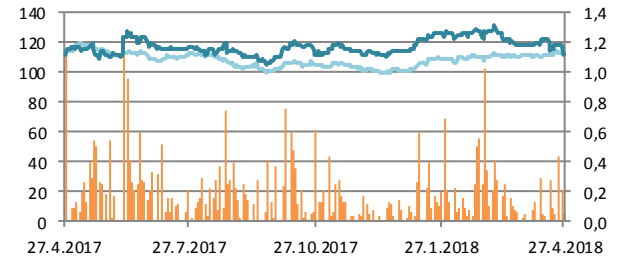
HB Grandi



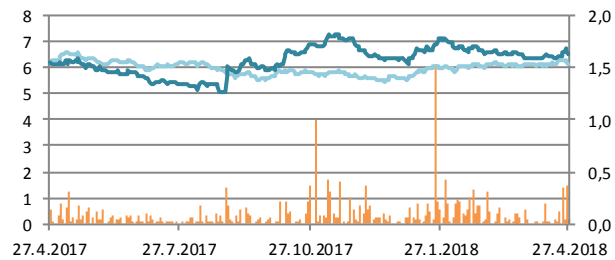
Hagar



N1

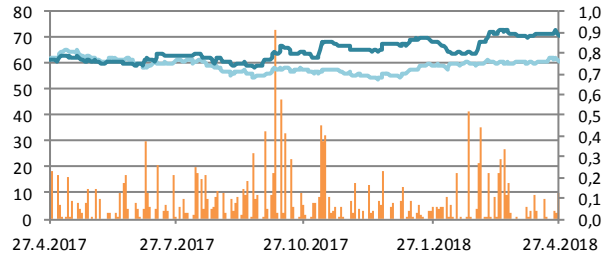


Skeljungur

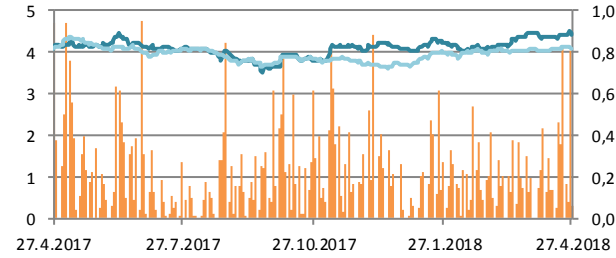


Hlutabréf

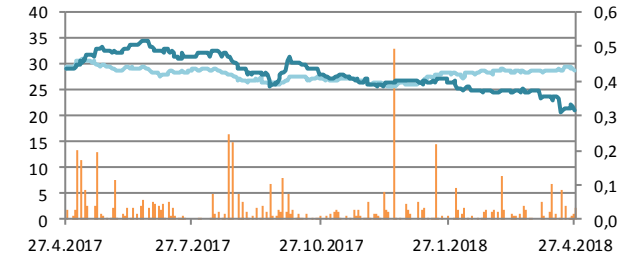
Fjarskipti



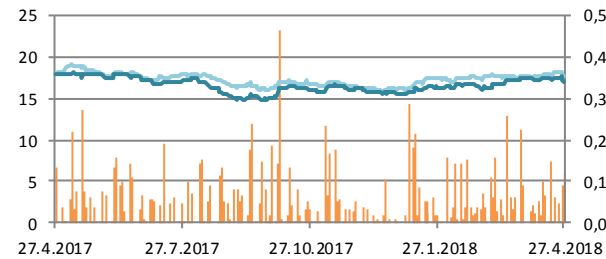
Síminn



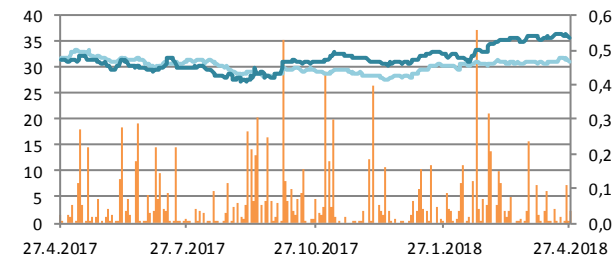
Origo



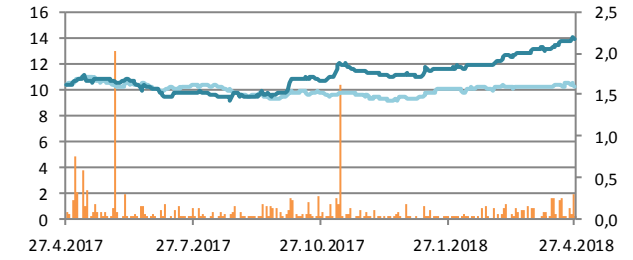
Sjóvá



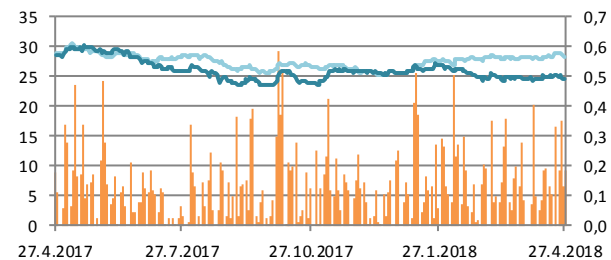
TM



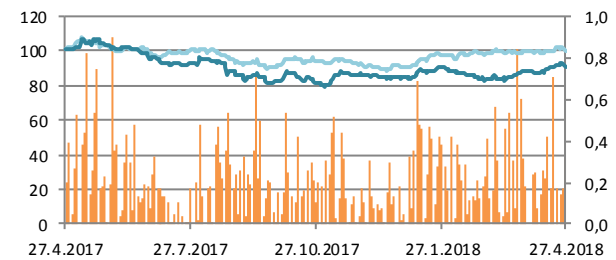
VÍS



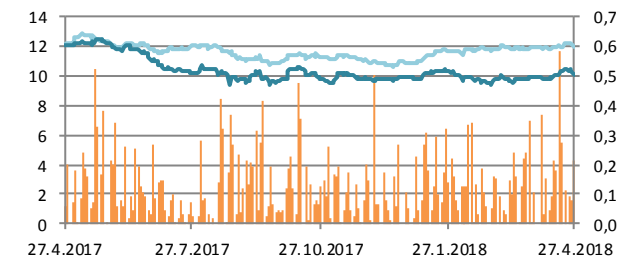
Reginn



Reitir



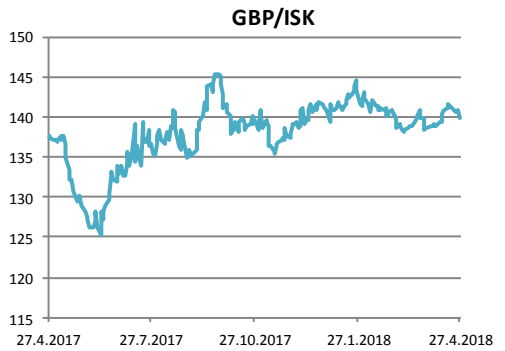
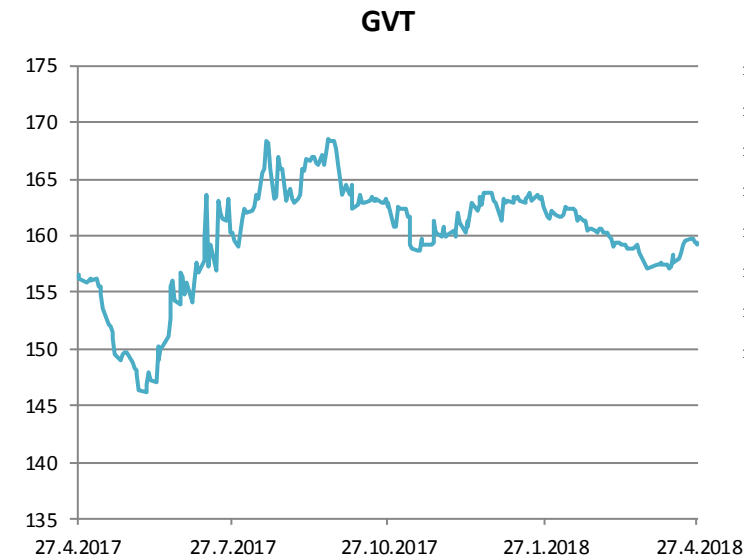
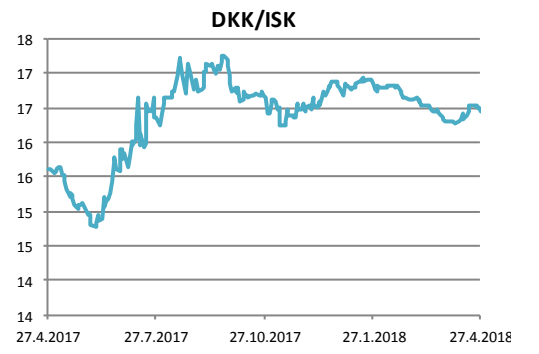
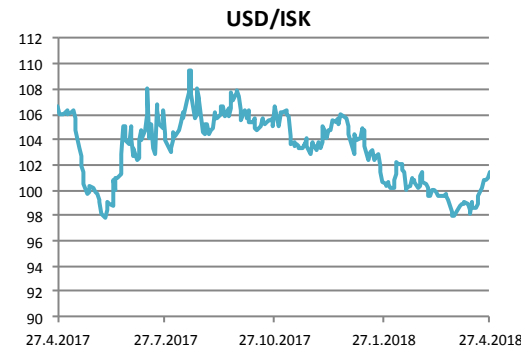
Eik



Gjaldeyrismarkaðurinn

Gengi ISK	27.apr	Breyting síðan ...				
		ármót	1V	1M	3M	12M
GVT	159,1	-2,3%	-0,3%	1,1%	-2,1%	1,6%
EUR	122,6	-2,0%	-0,5%	0,7%	-2,2%	5,5%
USD	101,4	-2,9%	1,2%	3,4%	0,8%	-4,9%
GBP	139,8	-0,9%	-0,9%	1,0%	-2,5%	1,6%
SEK	11,6	-8,4%	-2,0%	-2,3%	-8,9%	-3,3%
DKK	16,5	-2,0%	-0,5%	0,7%	-2,3%	5,4%
NOK	12,7	-0,4%	-1,2%	-0,3%	-3,2%	1,7%
JPY	0,93	0,0%	-0,3%	-0,1%	0,5%	-3,2%

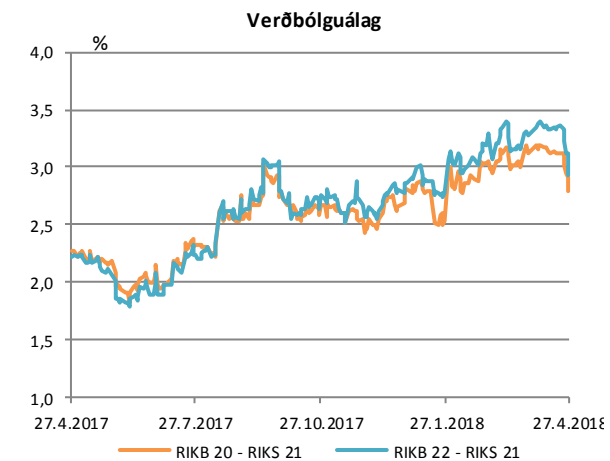
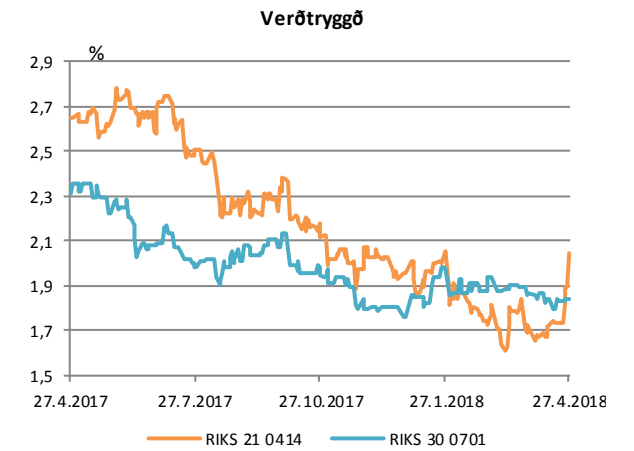
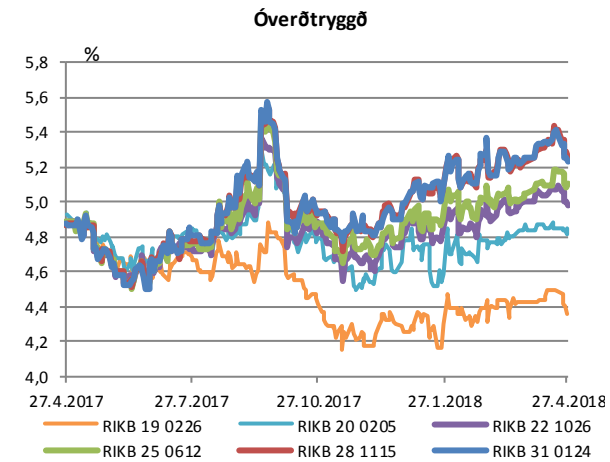
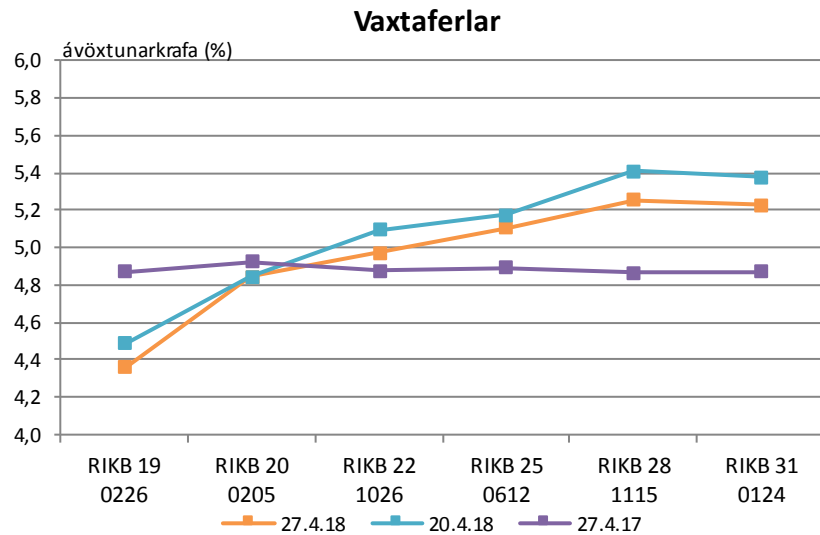
Miðgengi Seðlabanka Íslands. Heimild: Kodiak



Ríkisbréf

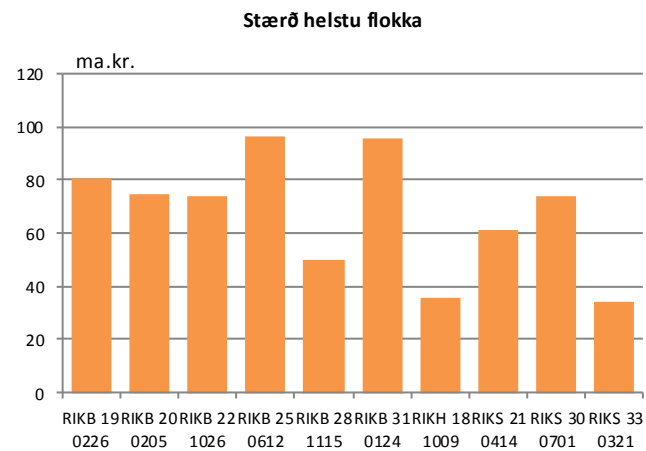
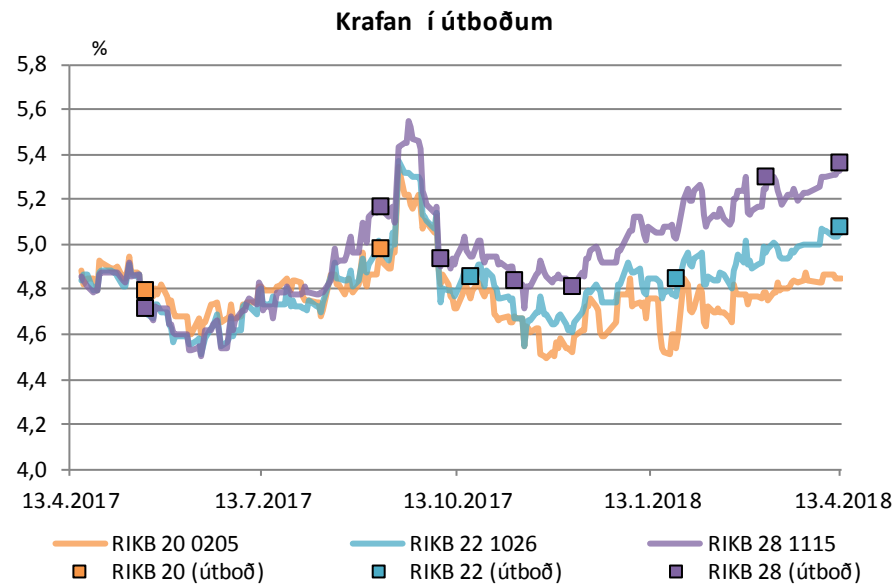
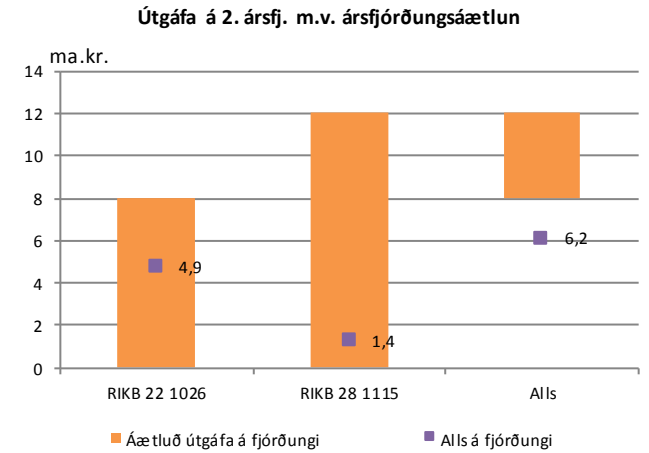
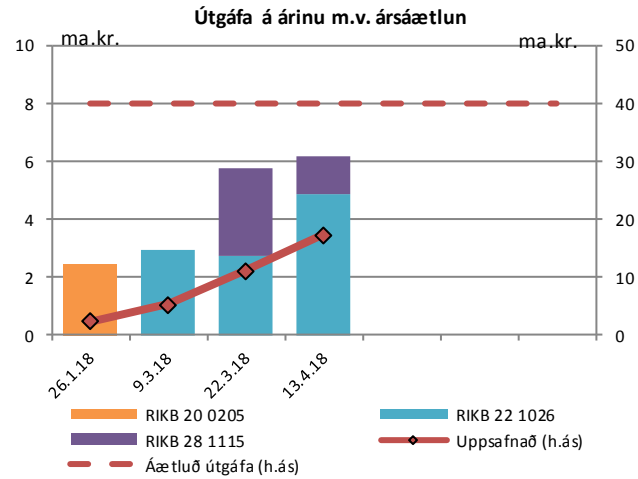
	verð	krafa	velta (ma.kr./viku)	Breyting síðan ...				
				árm.	1V	1M	3M	12M
RIKB 19 0226	103,45	4,36	1,1	0,10	-0,13	-0,07	0,05	-0,51
RIKB 20 0205	102,30	4,84	2,5	0,07	0,00	-0,03	0,25	-0,08
RIKB 22 1026	108,91	4,97	2,1	0,15	-0,12	-0,03	0,15	0,10
RIKB 25 0612	116,90	5,10	2,7	0,23	-0,07	0,06	0,21	0,21
RIKB 28 1115	97,98	5,25	3,3	0,28	-0,16	0,02	0,19	0,39
RIKB 31 0124	111,57	5,23	3,1	0,24	-0,15	-0,02	0,17	0,36
RIKS 21 0414	104,98	2,04	1,4	0,08	0,31	0,35	-0,01	-0,61
RIKS 30 0701	115,19	1,84	0,3	0,09	0,01	-0,01	-0,13	-0,47

Heimild: Kodiak



Útboð ríkisbréfa

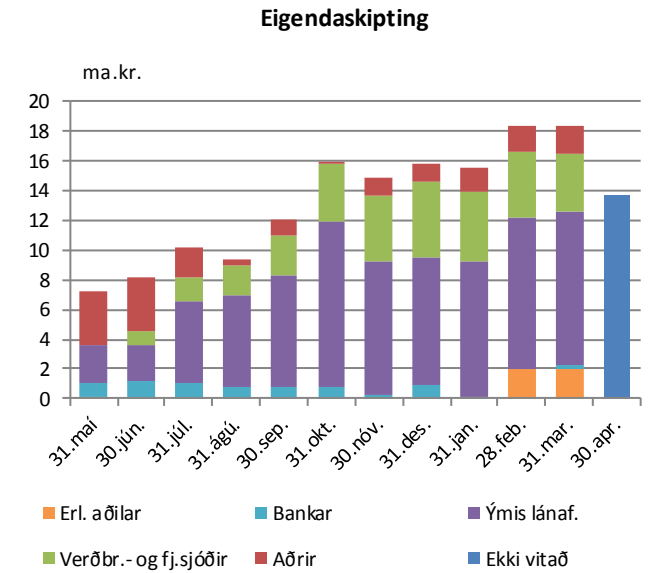
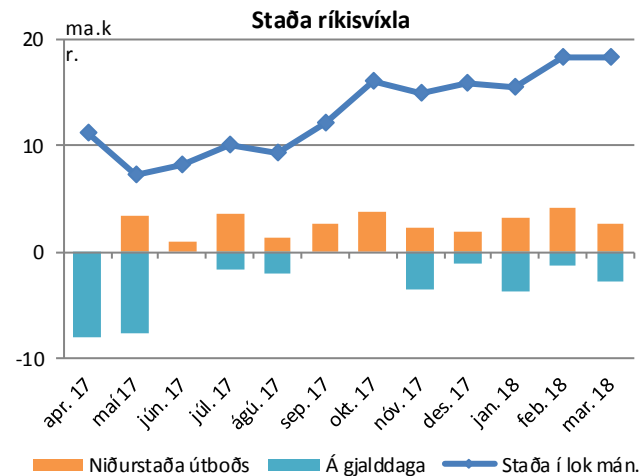
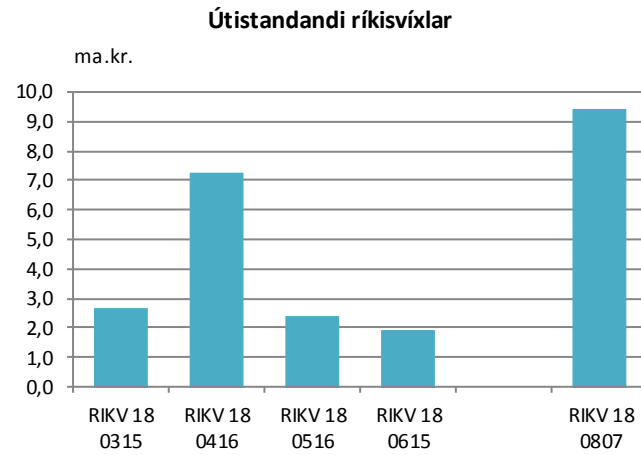
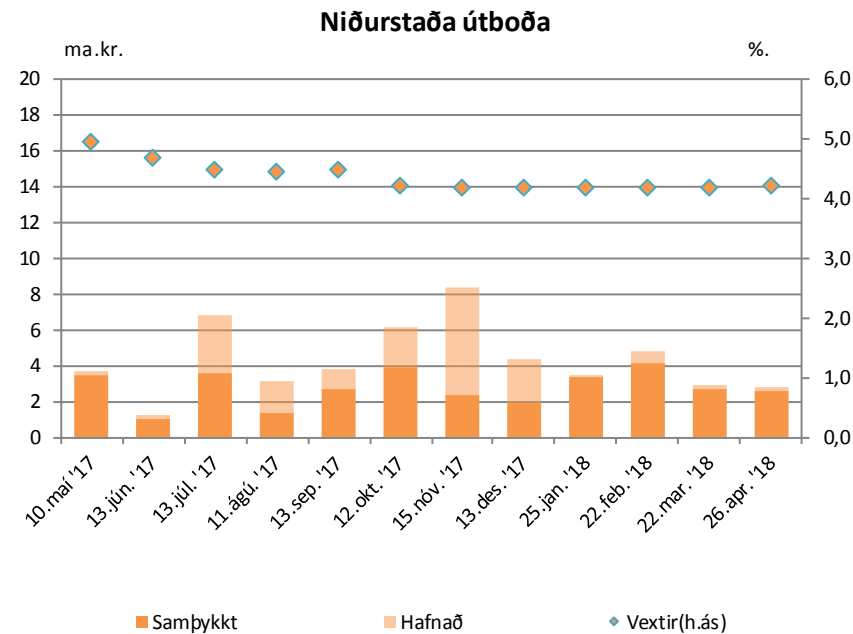
Seinustu útboð		Tilboð	Samþykkt	Verð	Krafa
Dags	Flokkur				
13.4.18	RIKB 22 1026	5,8	4,5	108,57	5,07
13.4.18	RIKB 28 1115	1,6	1,4	97,18	5,35
22.3.18	RIKB 22 1026	3,3	2,5	109,02	4,99
22.3.18	RIKB 28 1115	3,8	3,1	97,97	5,25
9.3.18	RIKB 28 1115	4,1	3,0	97,65	5,29
26.1.18	RIKB 22 1026	3,7	2,2	109,94	4,84
8.12.17	RIKB 28 1115	2,2	1,5	101,65	4,80
10.11.17	RIKB 28 1115	5,4	1,9	101,40	4,83



Útboð ríkisvígla

dags	Flokkur	Samþykkt	Vextir
26.04.18	RIKV 18 0807	2,7	4,19
22.03.18	RIKV 18 0808	2,7	4,19
22.02.18	RIKV 18 0809	4,1	4,19
25.01.18	RIKV 18 0416	1,9	4,20
13.12.17	RIKV 18 0615	1,9	4,20
15.11.17	RIKV 18 0516	2,4	4,21

Heimild: Lánamál Ríkisins



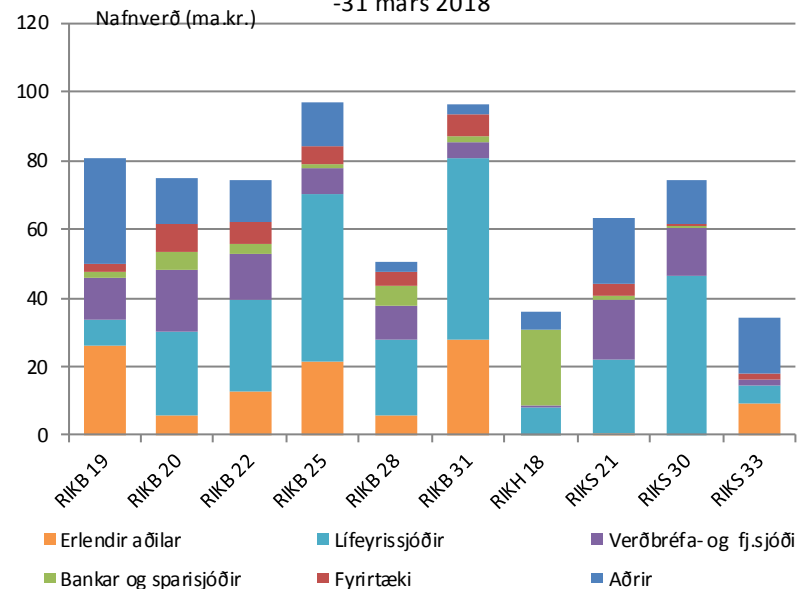
Eigendaskipti ríkisbréfa

	Eigendaskipting (ma.kr.)										
	RIKB 19	RIKB 20	RIKB 22	RIKB 25	RIKB 28	RIKB 31	RIKH 18	RIKS 21	RIKS 30	RIKS 33	Alls
Erlendir aðilar	26,2	5,5	12,6	21,3	5,5	27,8	0,1	0,4	0,0	9,4	108,9
Lífeyrissjóðir	7,1	24,8	26,7	48,9	22,5	52,9	7,9	21,8	46,3	5,3	264,1
Verðbréfa- og fj.sjóðir	12,5	17,9	13,6	7,4	9,9	4,9	0,5	17,2	13,7	1,8	99,3
Bankar og sparisjóðir	1,5	5,3	2,9	1,3	5,3	1,7	22,6	1,0	0,8	0,0	42,4
Bankar í slitameðferð	2,4	8,1	6,2	5,4	4,1	6,3	0,0	3,6	0,5	1,4	37,9
Aðrir	31,0	13,5	12,5	12,8	2,8	2,9	4,8	19,1	13,2	16,3	129,1
Nafnverð alls (ma.kr)	80,8	75,1	74,5	97,1	50,2	96,4	35,8	63,0	74,5	34,2	681,6

Heimild: Lánamál ríkisins

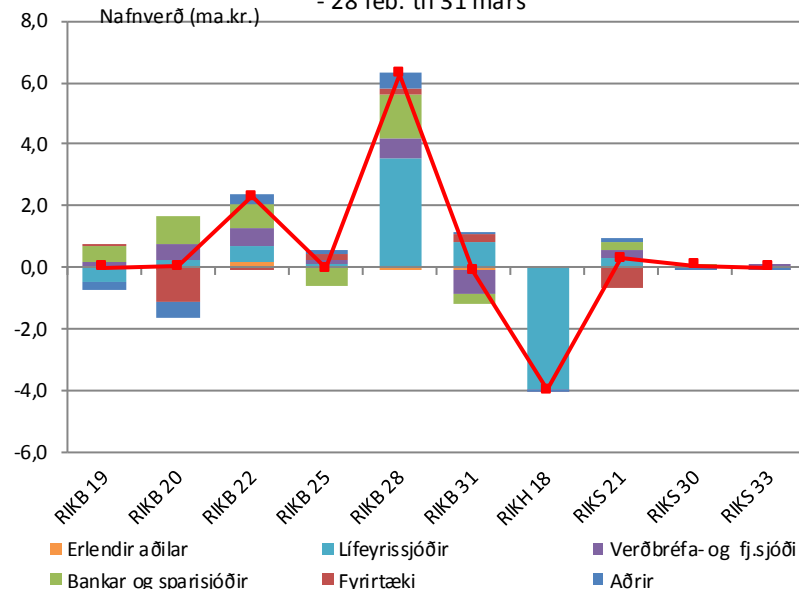
Eigendur ríkisverðbréfa

-31 mars 2018



Breyting milli mánaða

- 28 feb. til 31 mars

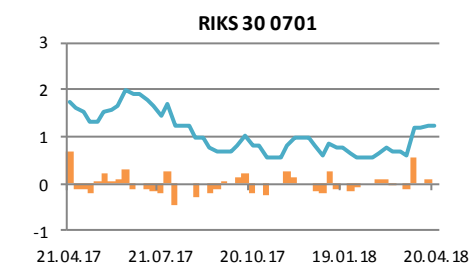
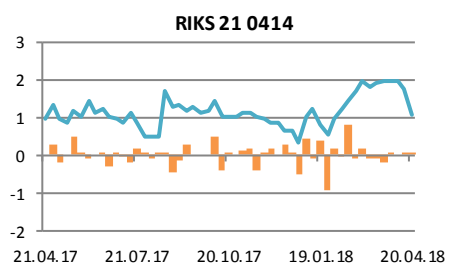
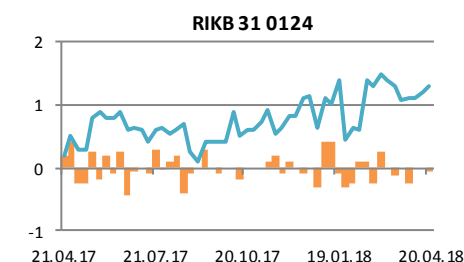
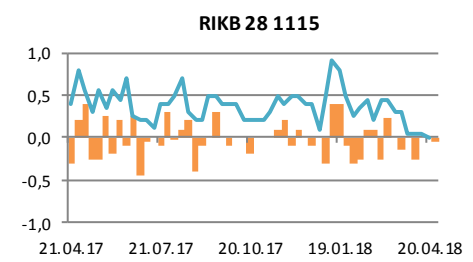
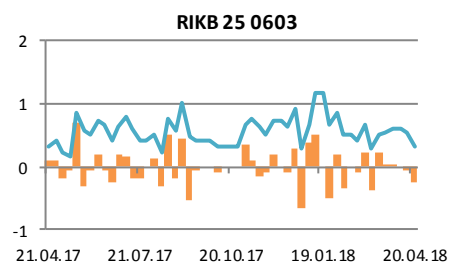
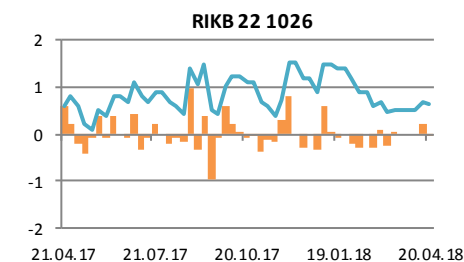
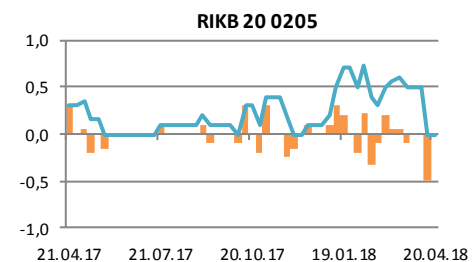
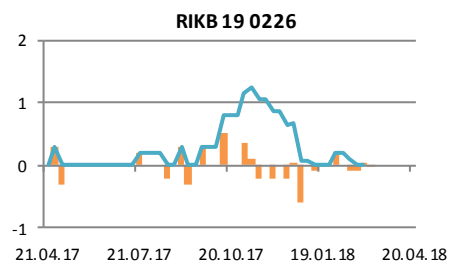
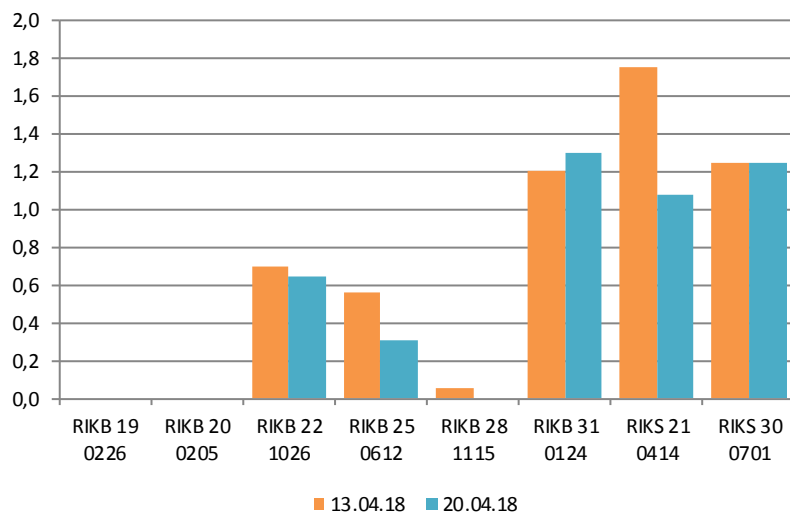


Verðbréfalán

Flokkur	Nafnverð (m.kr.)	Breyting síðan				
		1V	4V	12V	26V	52V
RIKB 19 0226	0	0	0	0	-790	0
RIKB 20 0205	0	0	-500	-700	-300	-300
RIKB 22 1026	650	-50	150	-750	-471	50
RIKB 25 0612	307	-250	-250	-368	-18	-18
RIKB 28 1115	0	-50	-300	-500	-200	-400
RIKB 31 0124	1.300	100	215	850	700	1.100
RIKS 21 0414	1.080	-670	-920	530	30	130
RIKS 30 0701	1.250	0	650	630	431	-472

Heimild: Lánamál Ríkisins

Breyting milli vikna



Innihald og form skjals þessa er unnið af starfsmönnum Hagfræðideildar Landsbankans hf. (hagfraedideild@landsbankinn.is) og byggist á aðgengilegum opinberum upplýsingum á þeim tíma sem greiningin var unnin. Mat á þeim upplýsingum endurspeglar skoðanir starfsmanna Hagfræðideildar Landsbankans á þeim degi þegar greiningin er dagsett, en þær geta breyst án fyrirvara.

Landsbankinn hf. og starfsfólk hans taka ekki ábyrgð á viðskiptum sem byggð eru á þeim upplýsingum og skoðunum sem hér eru settar fram.

Bent skal á að Landsbankinn hf. getur á hverjum tíma haft beinna eða óbeinna hagsmuna að gæta, ýmist sjálfur, dótturfélög hans eða fyrir hönd viðskiptamanna, s.s. sem fjárfestir, lánardrottinn eða þjónustuaðili. Greiningar eru engu að síður unnar sjálfstætt af Hagfræðideild Landsbankans og innan Landsbankans eru í gildi reglur um aðskilnað starfssviða sem eru aðgengilegar á vef bankans.

