

12. febrúar 2018

# Vikubyrjun – Innlendar markaðsupplýsingar

Hagfræðideild Landsbankans

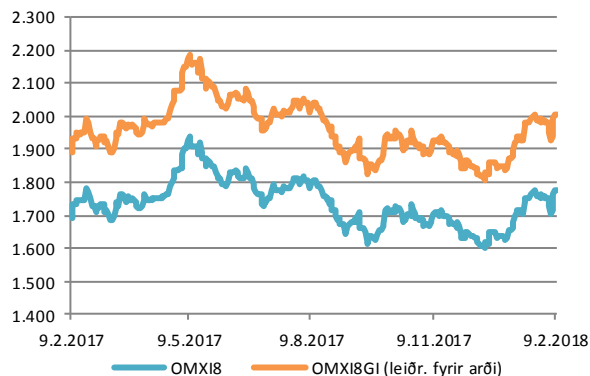


# Hlutabréf

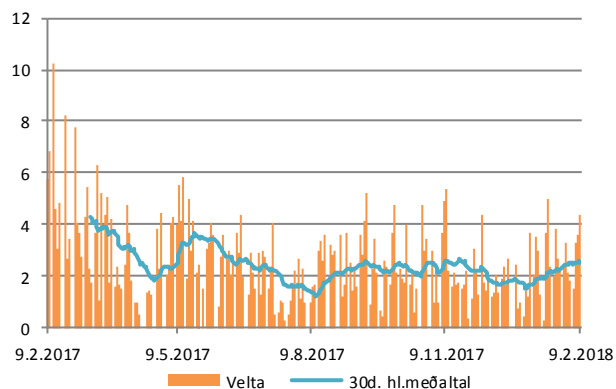
Félag	Verð	Velta (ma.kr./viku)	Breyting síðan ...				
			áramót	1V	1M	3M	12M
OMXÍ8	1772,8	15,1	8,5%	7,6%	6,7%	4,0%	4,8%
OMXÍ8GI	2002,6		8,5%	7,6%	6,7%	4,0%	6,0%
Marel	364,0	5,7	12,7%	11,7%	9,0%	9,1%	23,1%
Icelandair	16,1	2,0	9,1%	8,4%	8,8%	1,3%	4,3%
Eimskip	230,0	0,4	-8,2%	-9,6%	-10,5%	-16,7%	-24,8%
HB Grandi	34,5	0,3	-1,4%	-0,7%	2,8%	13,3%	30,3%
Hagar	40,8	0,7	14,0%	13,5%	14,3%	7,2%	-21,2%
N1	125,0	0,5	9,6%	9,2%	5,9%	5,9%	-4,3%
Skeljungur	7,1	0,8	7,4%	6,8%	5,7%	-7,1%	13,9%
Fjarskipti	63,6	0,2	-6,2%	-5,6%	-5,2%	-6,3%	17,8%
Síminn	4,1	0,7	-1,1%	-1,8%	0,5%	-3,1%	30,1%
Origo	25,6	0,1	-4,7%	-5,0%	-1,9%	-8,9%	-8,8%
Sjóvá	17,8	0,2	8,2%	6,6%	6,7%	1,1%	16,5%
VÍS	12,4	0,2	6,7%	6,2%	6,3%	-1,4%	41,3%
TM	33,7	0,3	1,7%	1,4%	1,3%	-3,7%	21,7%
Reginn	26,3	1,3	2,5%	2,3%	2,1%	1,3%	-1,3%
Reitir	89,4	1,0	4,0%	2,9%	2,4%	1,5%	-2,7%
Eik	10,2	0,8	0,0%	0,0%	0,8%	-2,6%	-3,9%

Leiðrétt fyrir arðgreiðslum. Heimild: Kodiak, útreikningar Hagfræðideildar

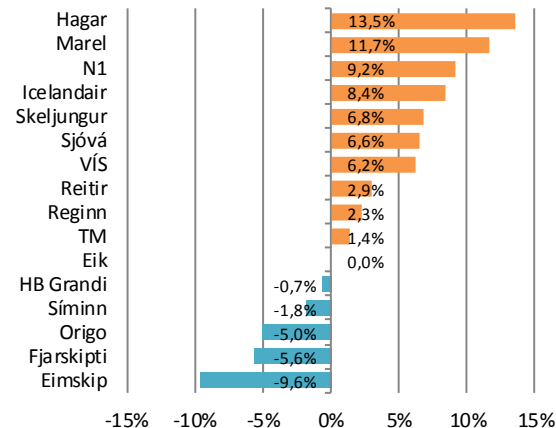
## Úrvalsvísitalan



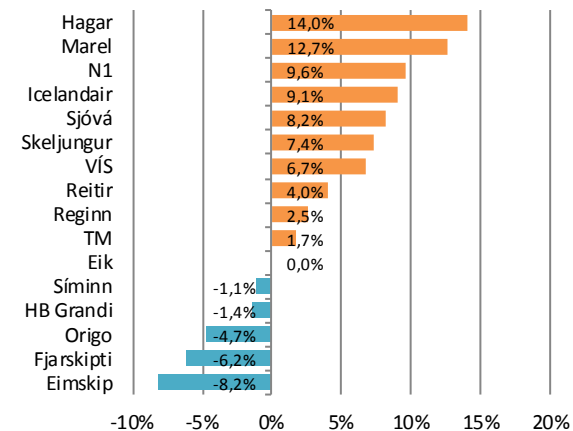
## Velta



## Breyting í vikunni



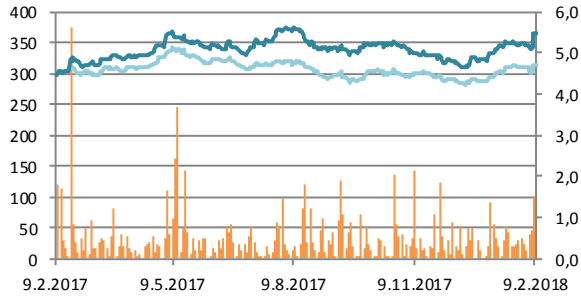
## Síðan áramót



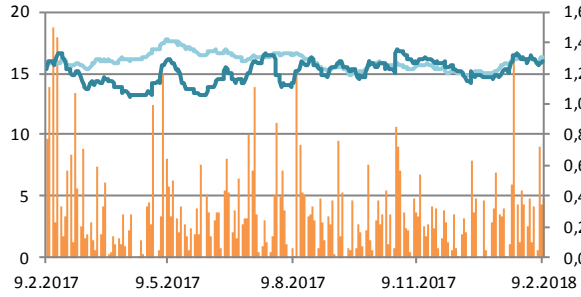
# Hlutabréf

Velta (h.ás, ma.kr./dag) Verð OMX18GI

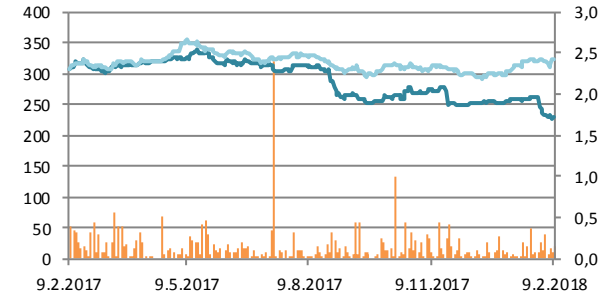
### Marel



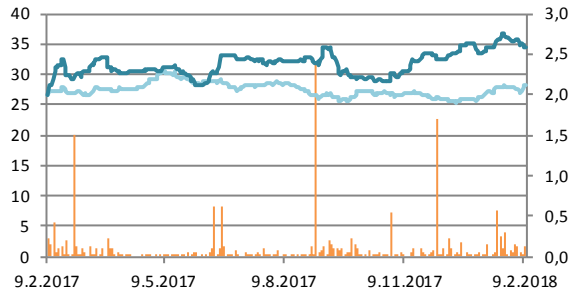
### Icelandair



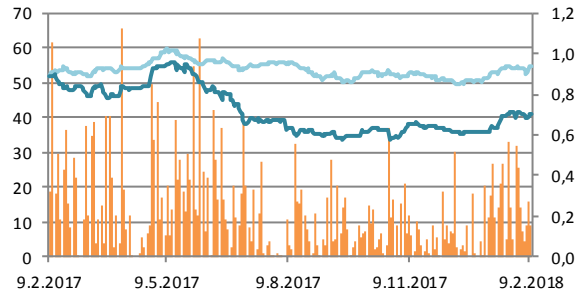
### Eimskip



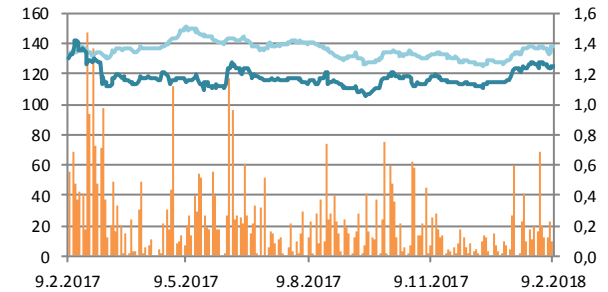
### HB Grandi



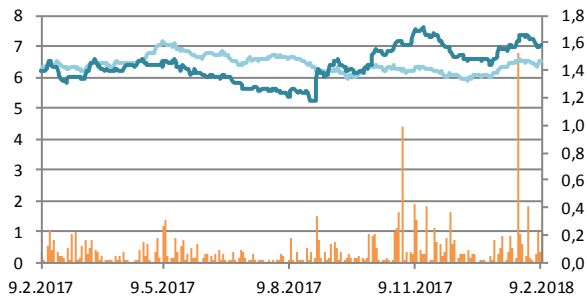
### Hagar



### N1



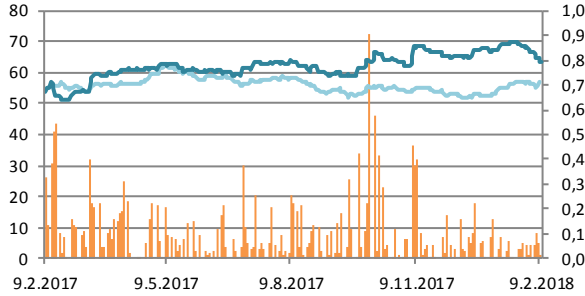
### Skeljungur



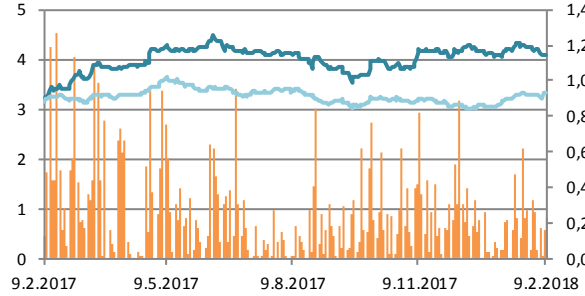
# Hlutabréf

Velta (h.ás, ma.kr./dag) Verð OMX18GI

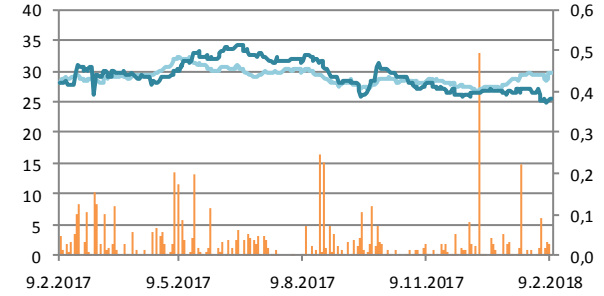
### Fjarskipti



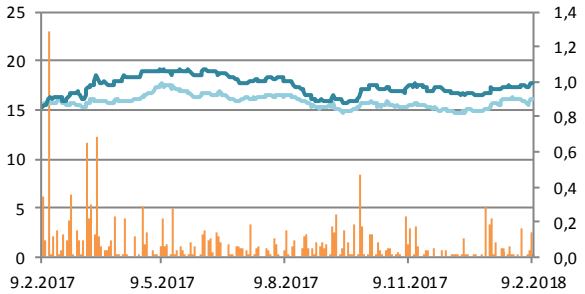
### Síminn



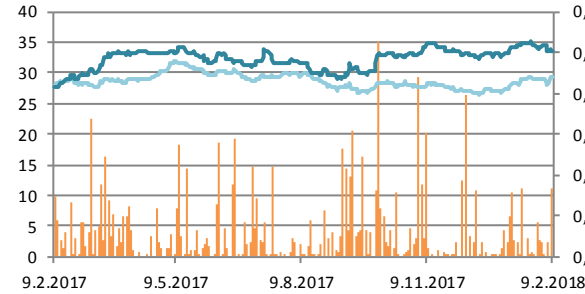
### Origo



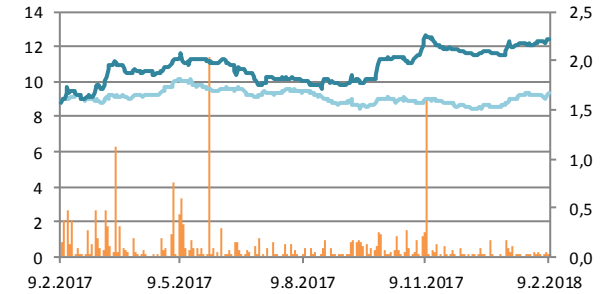
### Sjóvá



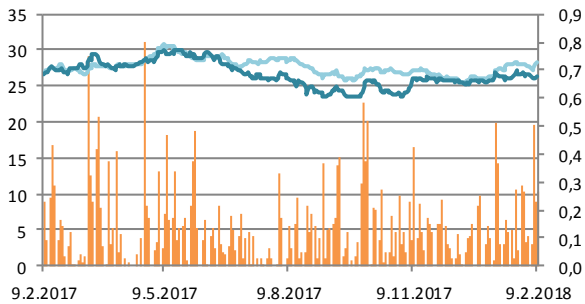
### TM



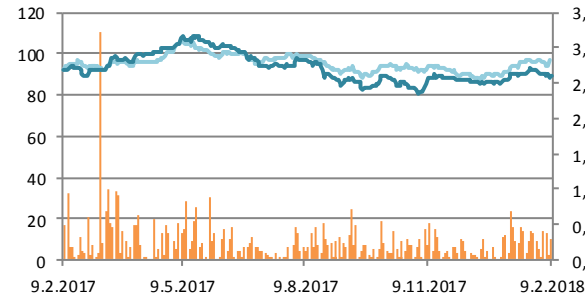
### VÍS



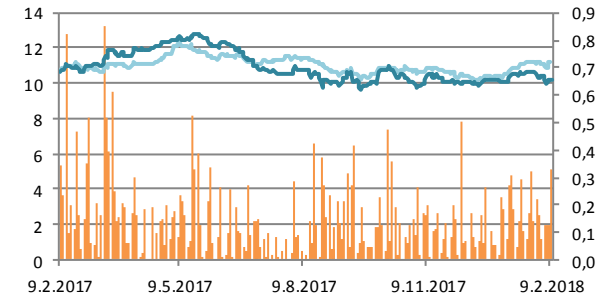
### Reginn



### Reitir



### Eik



# Gjaldeyrismarkaður

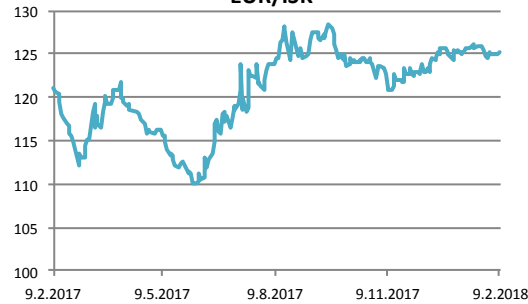
Gengi ISK	9.feb	ármót	Breyting síðan ...			
			1V	1M	3M	12M
GVT	<b>162,3</b>	<b>-0,3%</b>	<b>-0,9%</b>	<b>-0,4%</b>	1,9%	<b>-1,5%</b>
EUR	<b>125,2</b>	0,1%	<b>-0,4%</b>	0,2%	3,5%	3,4%
USD	<b>102,1</b>	<b>-2,2%</b>	<b>-3,7%</b>	<b>-1,9%</b>	<b>-2,0%</b>	<b>-9,8%</b>
GBP	<b>142,0</b>	0,8%	0,1%	0,7%	4,1%	<b>-0,1%</b>
SEK	<b>12,7</b>	<b>-0,3%</b>	0,2%	<b>-0,5%</b>	1,8%	<b>-0,8%</b>
DKK	<b>16,8</b>	0,1%	<b>-0,3%</b>	0,3%	3,5%	3,3%
NOK	<b>12,7</b>	<b>-0,2%</b>	0,2%	<b>-1,7%</b>	<b>-0,8%</b>	<b>-6,8%</b>
JPY	<b>0,94</b>	0,9%	0,1%	1,7%	1,9%	<b>-7,2%</b>

Miðgengi Seðlabanka Íslands. Heimild: Kodiak

GVT



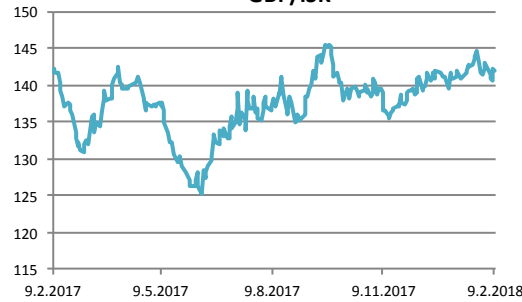
EUR/ISK



USD/ISK



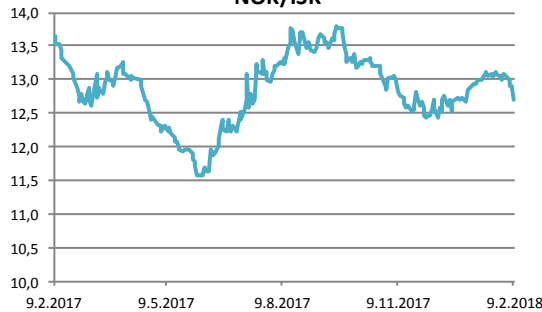
GBP/ISK



DKK/ISK



NOK/ISK



JPY/ISK

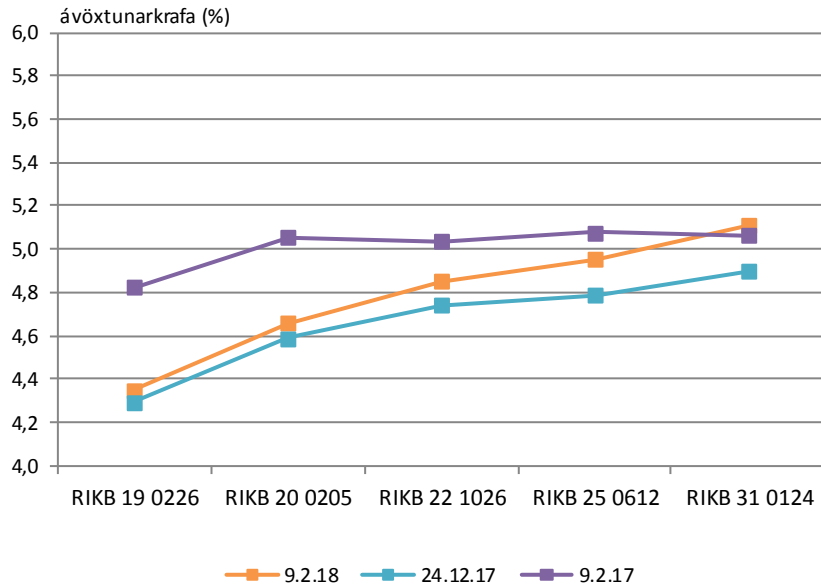


# Ríkisbréf

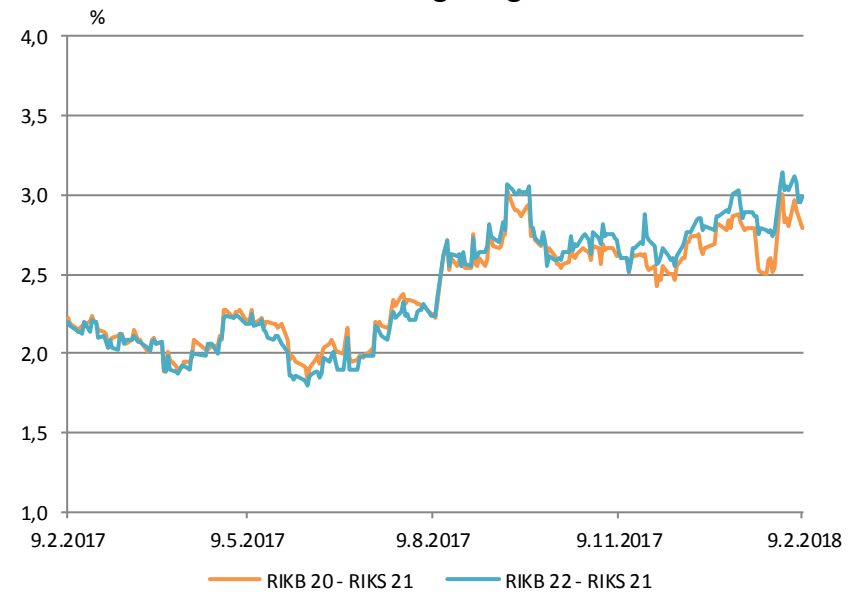
	verð	krafa	velta (ma.kr./viku)	Breyting síðan ...				
				árm.	1V	1M	3M	6M
RIKB 19 0226	104,40	4,35	0,2	0,10	0,05	-0,02	0,14	-0,48
RIKB 20 0205	102,96	4,66	1,8	-0,12	0,07	-0,08	-0,02	-0,40
RIKB 22 1026	109,83	4,85	2,3	0,03	0,11	-0,04	0,18	-0,19
RIKB 25 0612	118,31	4,95	3,0	0,08	0,16	-0,02	0,24	-0,12
RIKB 31 0124	112,91	5,11	2,2	0,12	0,21	0,00	0,27	0,05
RIKS 21 0414	105,89	1,86	1,6	-0,10	-0,07	0,00	-0,17	-0,97
RIKS 30 0701	115,12	1,87	0,2	0,11	0,06	0,02	-0,07	-0,68

Heimild: Kodiak

## Vaxtaferlar

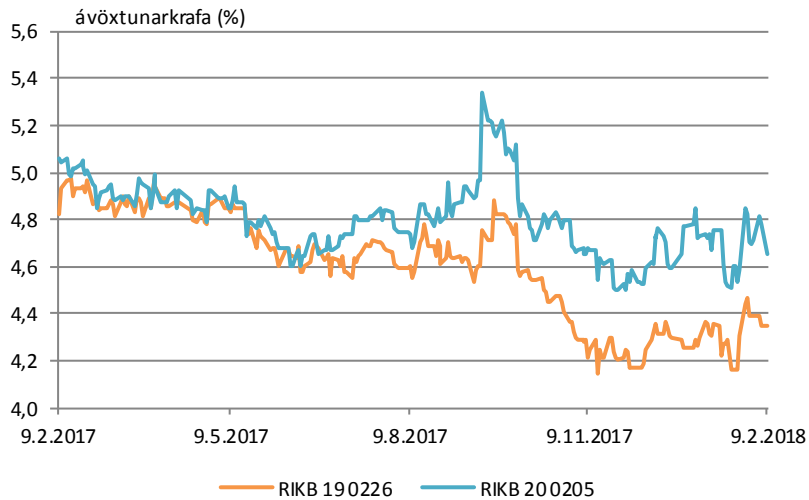


## Verðbólguálag

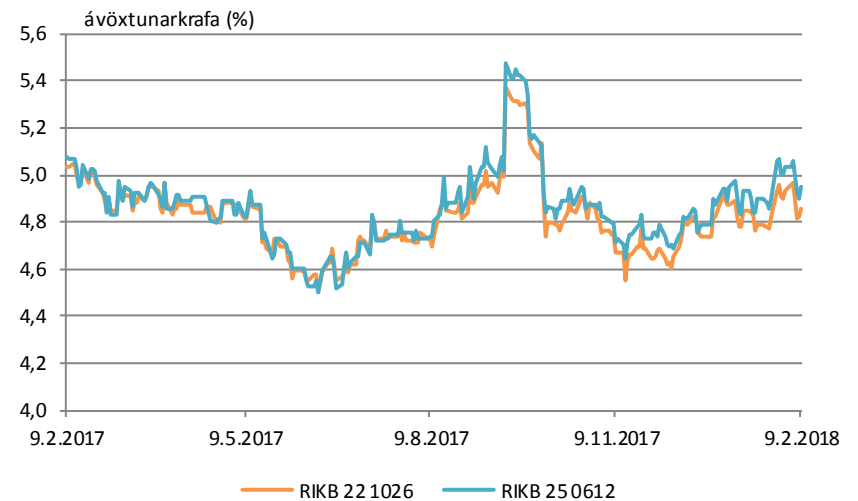


# Ríkisbréf

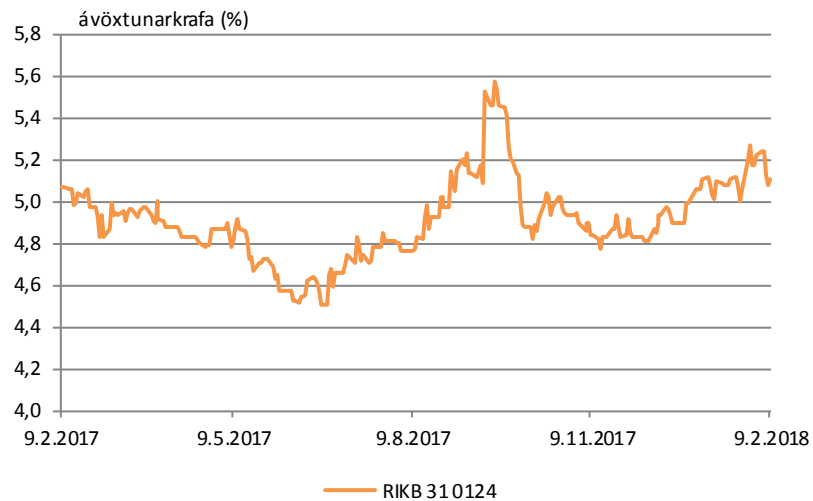
## Stutt ríkisbréf



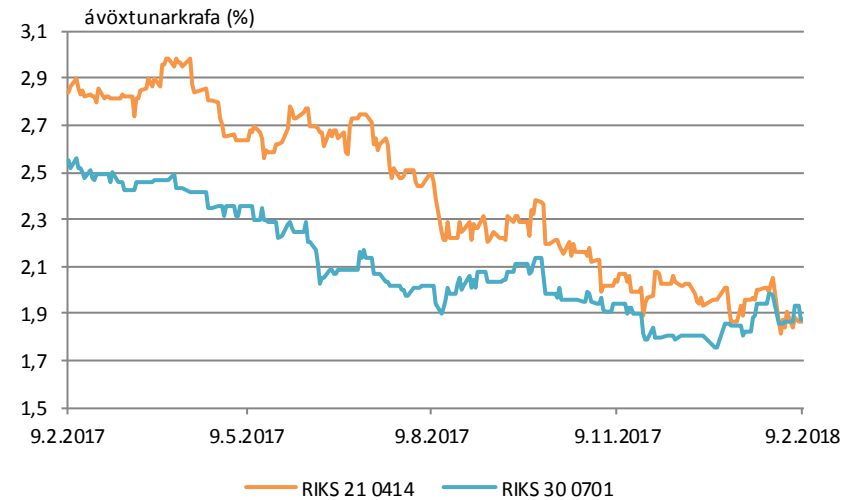
## Millilöng ríkisbréf



## Löng ríkisbréf



## Verðtryggð ríkisbréf

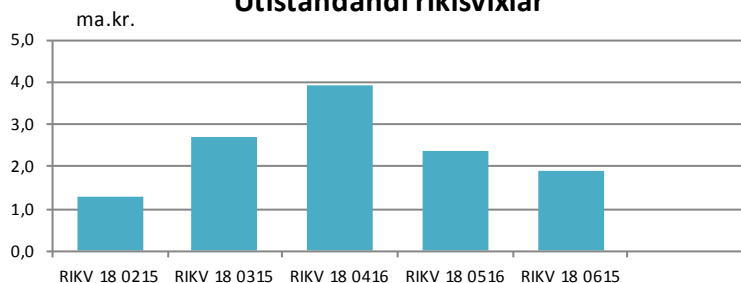


# Útboð ríkisvixla

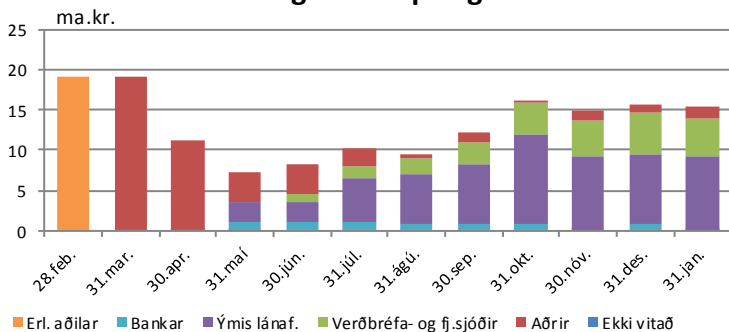
dags	3 mán. víxli			6 mán. víxli		
	Tilboð	Samþykkt	Vextir	Tilboð	Samþykkt	Vextir
25.01.18	4,3	1,9	4,20			
13.12.17				4,3	1,9	4,20
15.11.17				8,3	2,4	4,21
12.10.17				6,1	3,9	4,24
13.09.17				3,8	2,7	4,49
11.08.17				3,1	1,3	4,48

Heimild: Lánamál Ríkisins

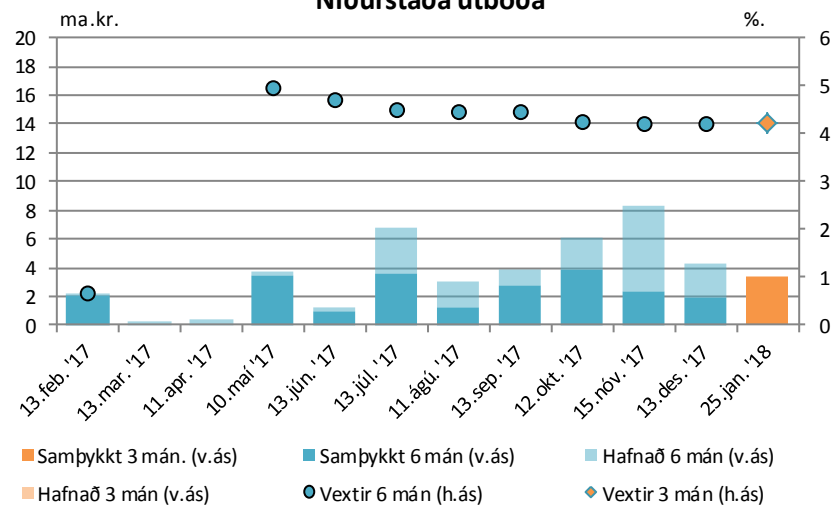
## Útistandandi ríkisvixlar



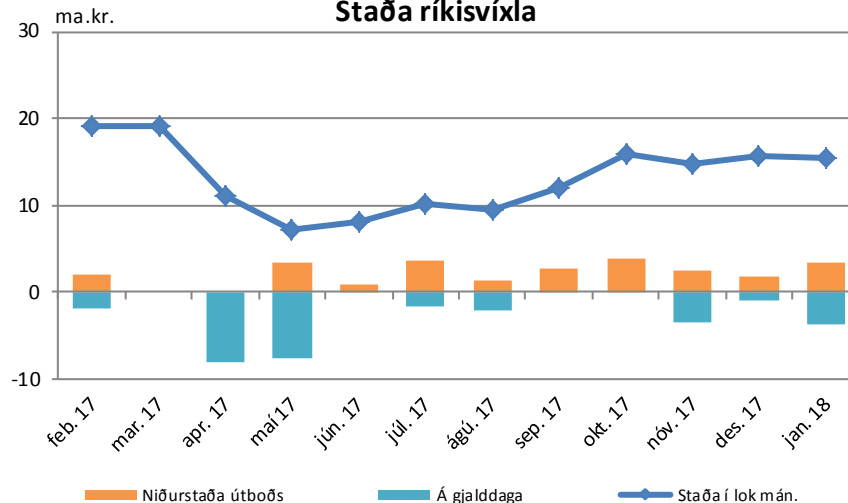
## Eigendaskipting



## Niðurstaða útboða



## Staða ríkisvixla





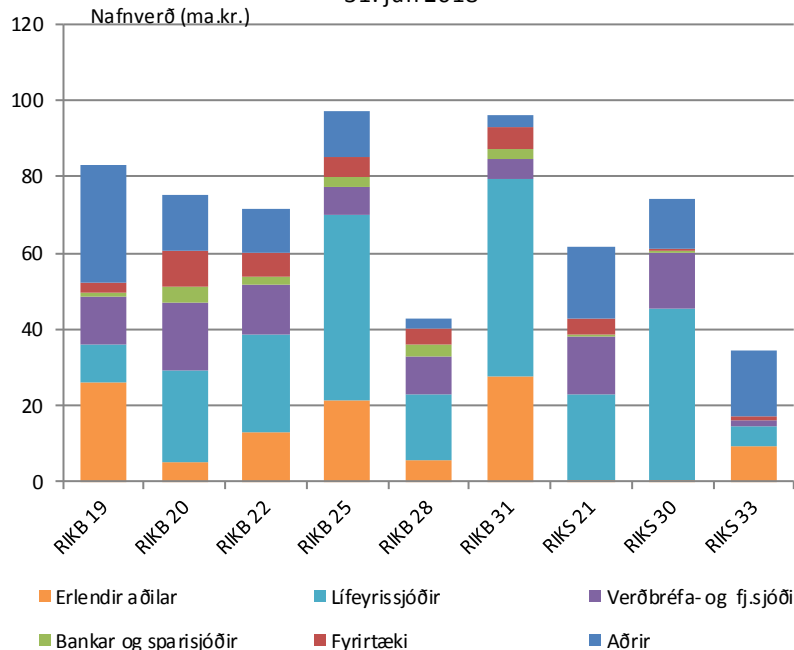
# Eigendaskipting ríkisbréfa

	Eigendaskipting (ma.kr.)									Alls
	RIKB 19	RIKB 20	RIKB 22	RIKB 25	RIKB 28	RIKB 31	RIKS 21	RIKS 30	RIKS 33	
Erlendir aðilar	26,2	4,8	12,8	21,5	5,6	27,5	0,1	0,1	9,4	108,1
Lífeyrissjóðir	9,5	24,6	25,8	48,8	17,3	51,8	22,5	45,4	5,0	250,7
Verðbréfa- og fj.sjóðir	12,6	17,8	13,0	7,0	10,0	5,5	15,3	14,5	1,5	97,1
Bankar og sparisjóðir	1,5	4,0	2,1	2,7	2,9	2,6	0,8	0,6	0,0	17,2
Bankar í slitameðferð	2,2	9,3	6,3	5,1	4,6	5,5	4,3	0,4	1,4	39,2
Aðrir	31,4	14,5	11,7	12,3	2,4	3,0	18,7	13,2	16,9	124,1
Nafnverð alls (ma.kr.)	83,4	75,1	71,7	97,5	42,8	96,0	61,6	74,2	34,2	636,5

Heimild: Lánamál ríkisins

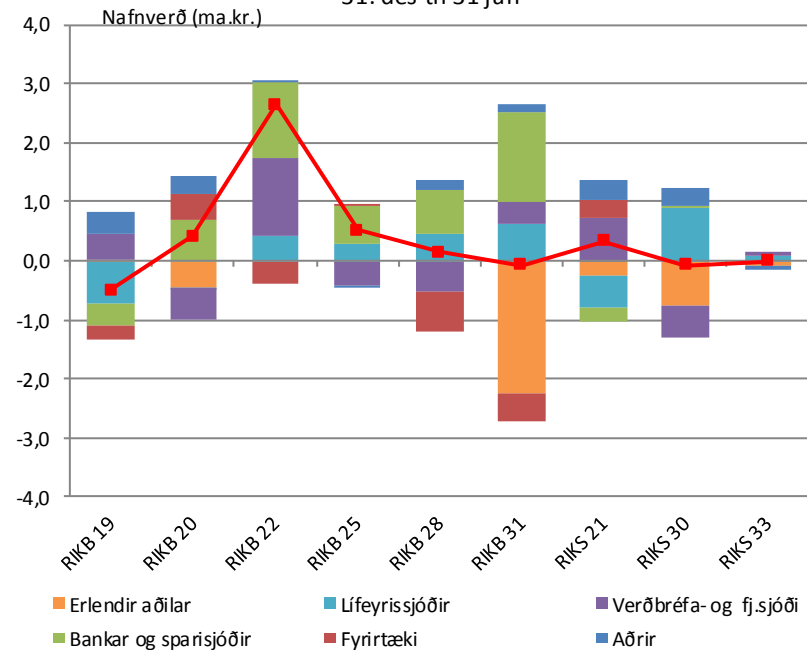
## Eigendur ríkisverðbréfa

-31. jan 2018



## Breyting milli mánaða

- 31. des til 31 jan

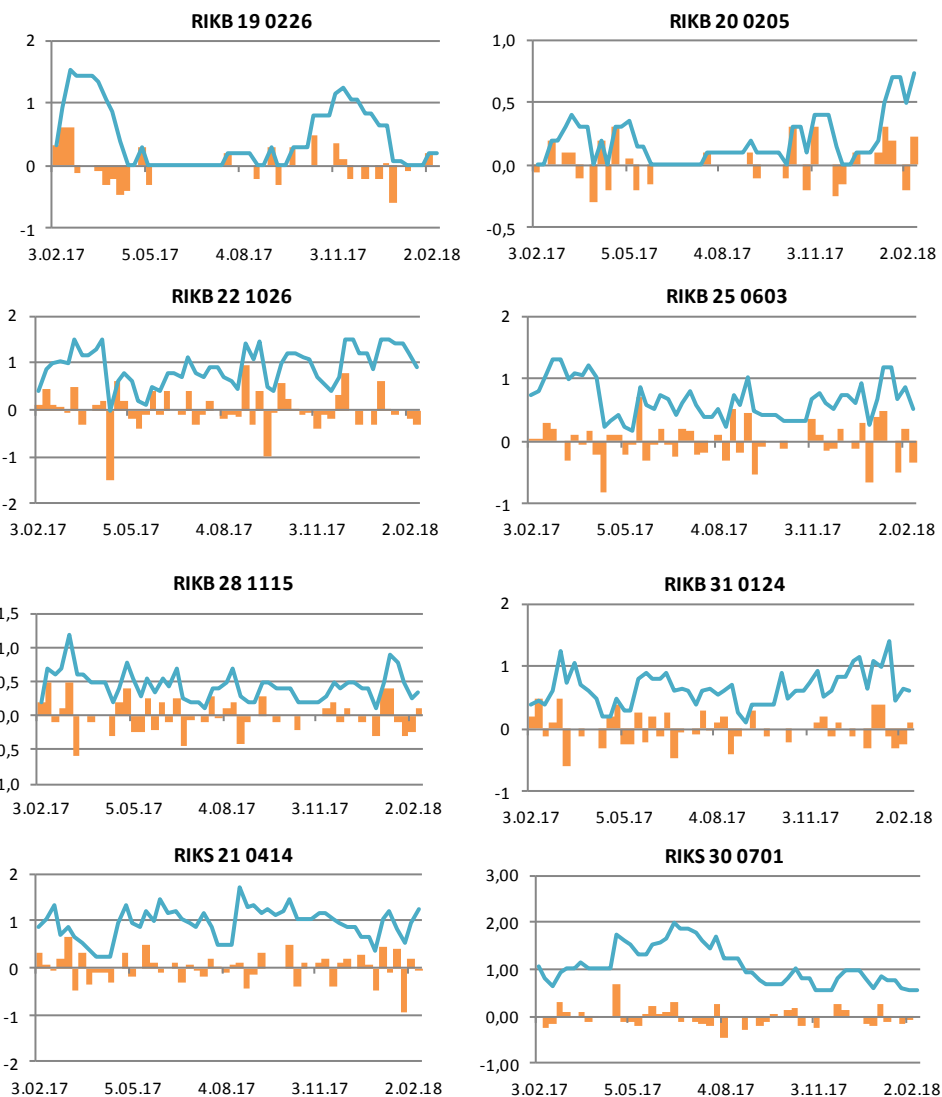
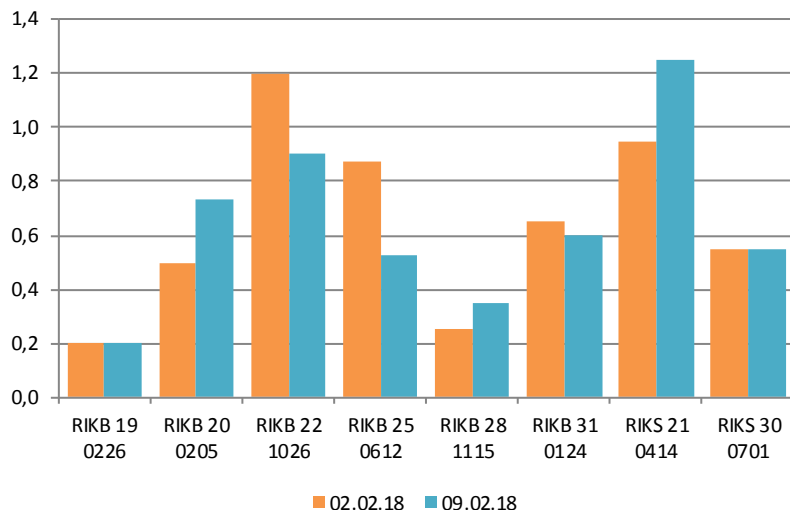


# Staða verðbréfalána

Flokkur	Nafnverð (m.kr.)	Breyting síðan				
		1V	4V	12V	26V	52V
RIKB 19 0226	0,2	0,0	0,2	-0,8	0,0	-0,7
RIKB 20 0205	0,7	0,2	0,2	0,3	0,6	0,7
RIKB 22 1026	0,9	-0,3	-0,6	0,5	0,3	0,0
RIKB 25 0612	0,5	-0,4	-0,7	-0,1	0,3	-0,3
RIKB 28 1115	0,4	0,1	-0,6	-0,2	-0,4	-0,4
RIKB 31 0124	0,6	-0,1	-0,4	0,1	0,0	0,2
RIKS 21 0414	1,3	0,3	0,0	0,2	0,8	0,2
RIKS 30 0701	0,6	0,0	-0,2	0,0	-0,7	-0,3

Heimild: Lánamál Ríkisins

## Breyting milli vikna



Breyting milli vikna

Útistandandi



---

Innihald og form skjals þessa er unnið af starfsmönnum Hagfræðideildar Landsbankans hf. (hagfraedideild@landsbankinn.is) og byggist á aðgengilegum opinberum upplýsingum á þeim tíma sem greiningin var unnin. Mat á þeim upplýsingum endurspeglar skoðanir starfsmanna Hagfræðideildar Landsbankans á þeim degi þegar greiningin er dagsett, en þær geta breyst án fyrirvara.

Landsbankinn hf. og starfsfólk hans taka ekki ábyrgð á viðskiptum sem byggð eru á þeim upplýsingum og skoðunum sem hér eru settar fram.

Bent skal á að Landsbankinn hf. getur á hverjum tíma haft beinna eða óbeinna hagsmuna að gæta, ýmist sjálfur, dótturfélög hans eða fyrir hönd viðskiptamanna, s.s. sem fjárfestir, lánardrottinn eða þjónustuaðili. Greiningar eru engu að síður unnar sjálfstætt af Hagfræðideild Landsbankans og innan Landsbankans eru í gildi reglur um aðskilnað starfssviða sem eru aðgengilegar á vef bankans.

