

11. desember 2017

# Vikubyrjun – Innlendar markaðsupplýsingar

Hagfræðideild Landsbankans

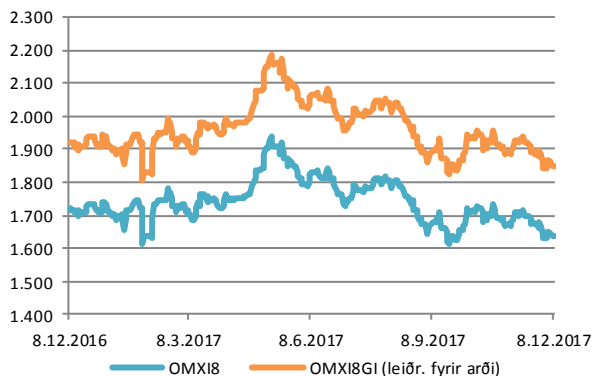


# Hlutabréf

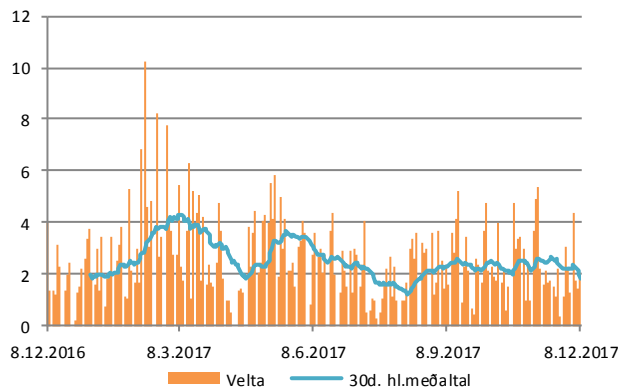
Félag	Verð	Velta (ma.kr./viku)	Breyting síðan ...					
			áramót	1V	1M	3M	6M	12M
OMXI8	1637,89	10,0	-4,3%	0,3%	-2,4%	-2,5%	-10,1%	-4,7%
OMXI8GI	1850,28		-3,2%	0,3%	-2,4%	-2,5%	-10,1%	-3,6%
Marel	319,00	1,6	32,3%	0,9%	-4,8%	-6,7%	-8,7%	36,8%
Icelandair	15,15	0,6	-33,9%	-2,3%	-3,8%	-1,9%	9,8%	-35,5%
Össur	450,00	0,0	15,9%	0,0%	-2,6%	-6,3%	-2,2%	25,6%
Eimskip	251,00	0,3	-19,9%	2,1%	-7,7%	-4,5%	-21,4%	-23,4%
HB Grandi	32,55	1,8	29,3%	-1,8%	8,0%	-5,2%	15,4%	21,4%
Hagar	36,40	0,6	-32,6%	-1,5%	-2,3%	2,5%	-23,4%	-31,6%
N1	113,00	0,3	-10,2%	0,4%	-2,2%	2,7%	0,0%	-14,9%
Skeljungur	6,69	0,0	-1,2%	-5,8%	-7,3%	4,5%	10,0%	
Fjarskipti	65,25	0,1	27,9%	0,1%	-0,5%	9,3%	7,9%	32,9%
Síminn	4,18	2,1	34,4%	2,8%	4,4%	9,9%	-2,7%	33,1%
Nýherji	26,20	0,0	28,4%	0,0%	-4,6%	-7,4%	-20,1%	28,4%
Sjóvá	16,85	0,1	23,5%	-2,3%	-1,7%	6,6%	-11,3%	24,4%
VÍS	11,67	0,1	34,3%	-1,5%	-3,6%	18,7%	4,4%	34,0%
TM	33,10	0,6	26,3%	-1,6%	-2,8%	12,6%	2,2%	27,7%
Reginn	25,75	0,3	-1,7%	-0,6%	3,8%	7,5%	-12,9%	0,8%
Reitir	87,50	0,8	-5,0%	-0,1%	4,5%	0,7%	-16,3%	-3,3%
Eik	10,06	0,6	-3,8%	0,1%	0,5%	-2,3%	-17,8%	-2,1%

Leiðrétt fyrir arðgreiðslum. Heimild: Kodiak, útreikningar Hagfræðideildar

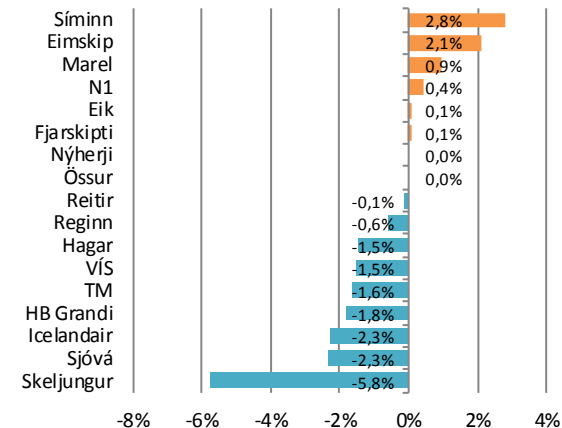
## Úrvalsvísitalan



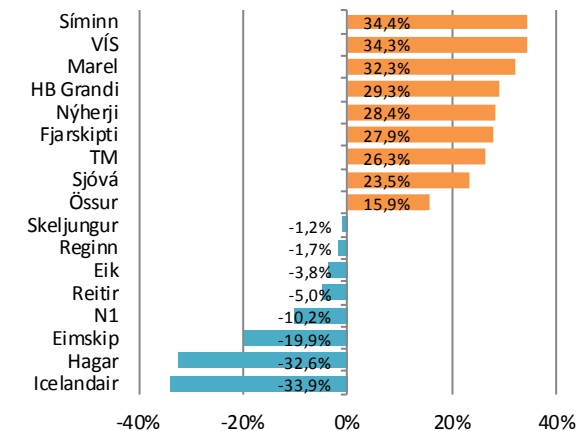
## Velta



## Breyting í vikunni



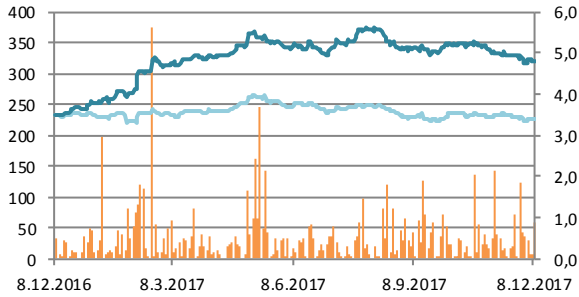
## Síðan áramót



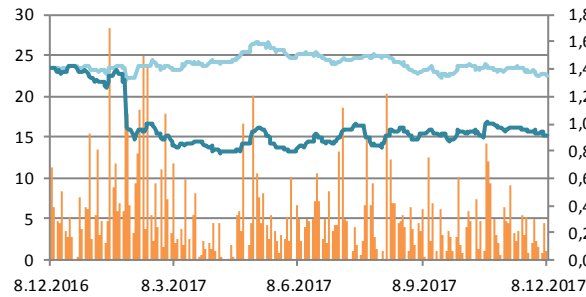
# Hlutabréf

Velta (h.ás, ma.kr./dag) Verð OMXI8GI

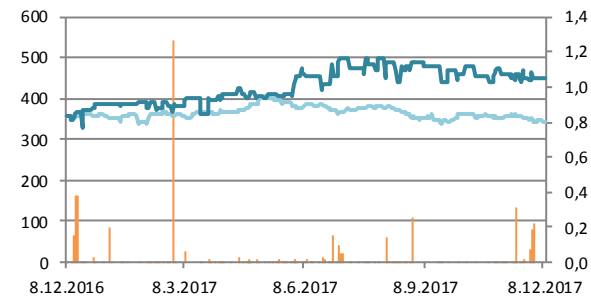
### Marel



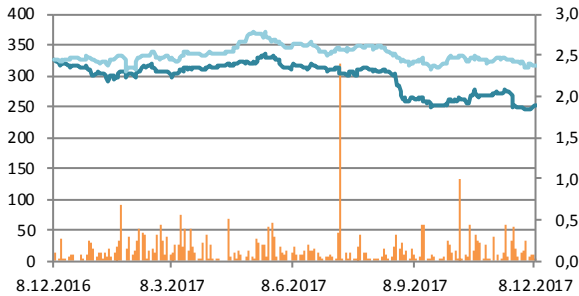
### Icelandair



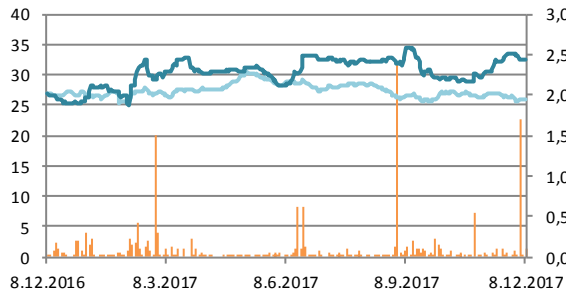
### Össur



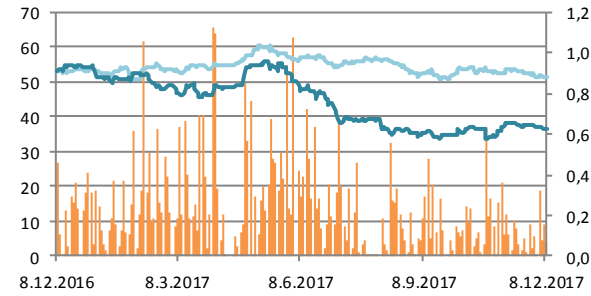
### Eimskip



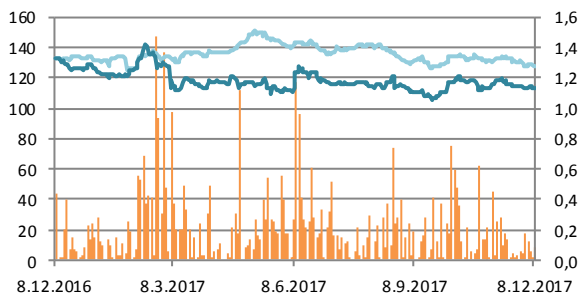
### HB Grandi



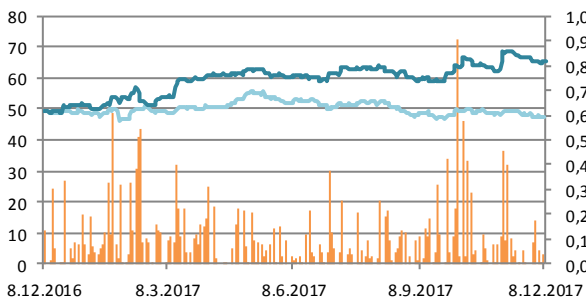
### Hagar



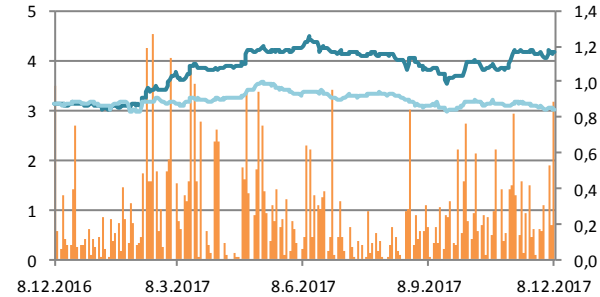
### N1



### Fjarskipti



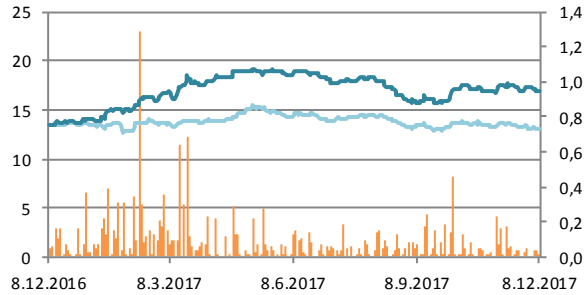
### Síminn



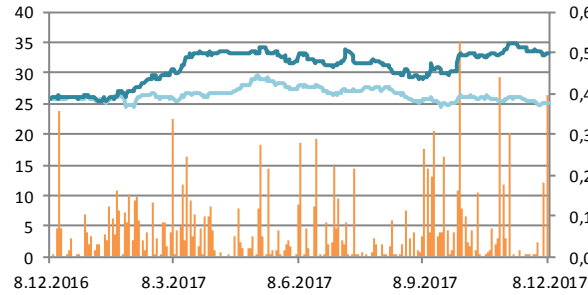
# Hlutabréf

Velta (h.ás, ma.kr./dag) Verð OMXI8GI

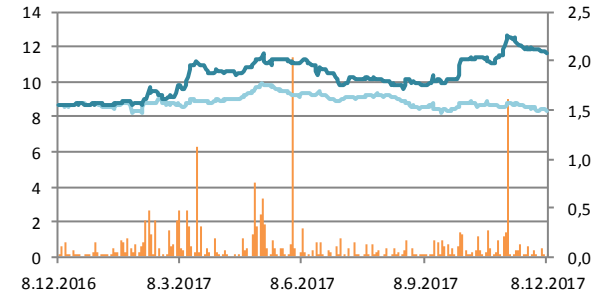
### Sjóvá



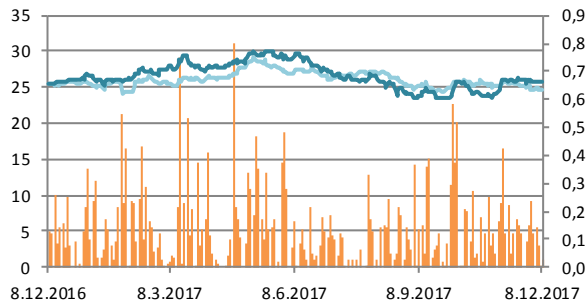
### TM



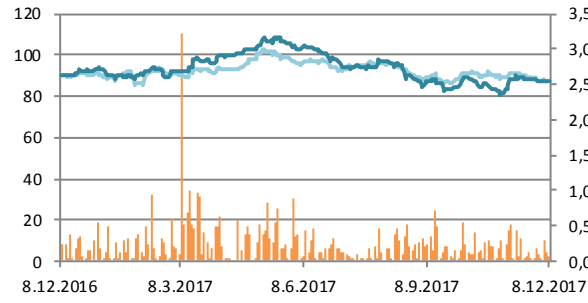
### VÍS



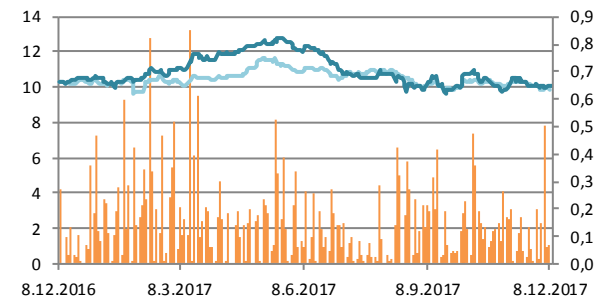
### Reginn



### Reitir



### Eik



# Gjaldeyrismarkaður

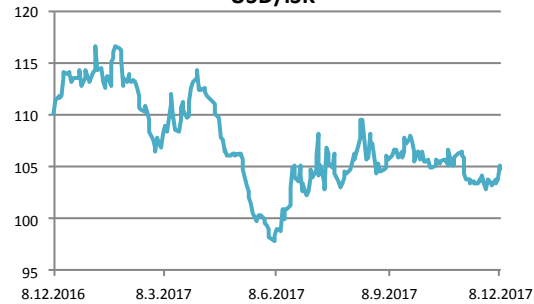
Gengi ISK	8.des	Breyting síðan ...					
		ármót	1V	1M	3M	6M	12M
EUR	<b>123,0</b>	3,2%	0,2%	0,3%	-3,6%	10,6%	3,6%
USD	<b>104,8</b>	-7,1%	1,5%	-1,2%	-0,9%	5,8%	-4,8%
GBP	<b>141,2</b>	1,6%	1,4%	1,3%	1,3%	10,1%	1,1%
SEK	<b>12,3</b>	-1,0%	-0,2%	-2,1%	-8,0%	8,4%	1,2%
DKK	<b>16,5</b>	3,2%	0,2%	0,3%	-3,6%	10,5%	3,6%
NOK	<b>12,6</b>	-4,1%	1,1%	-3,3%	-8,2%	7,6%	-4,4%
CHF	<b>105,1</b>	-5,2%	0,1%	-0,9%	-6,0%	2,6%	-4,0%
JPY	<b>0,92</b>	-4,4%	0,5%	-0,6%	-6,2%	2,6%	-4,9%

Miðgengi Seðlabanka Íslands. Heimild: Kodiak

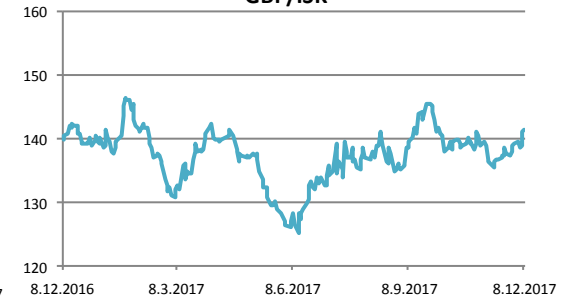
EUR/ISK



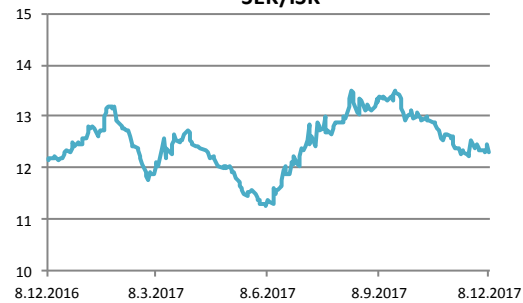
USD/ISK



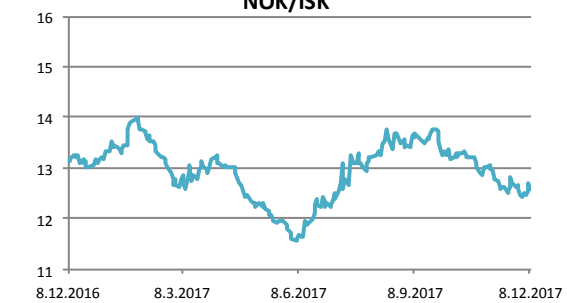
GBP/ISK



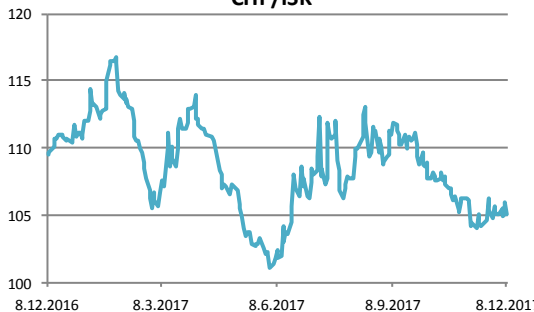
SEK/ISK



NOK/ISK



CHF/ISK



JPY/ISK

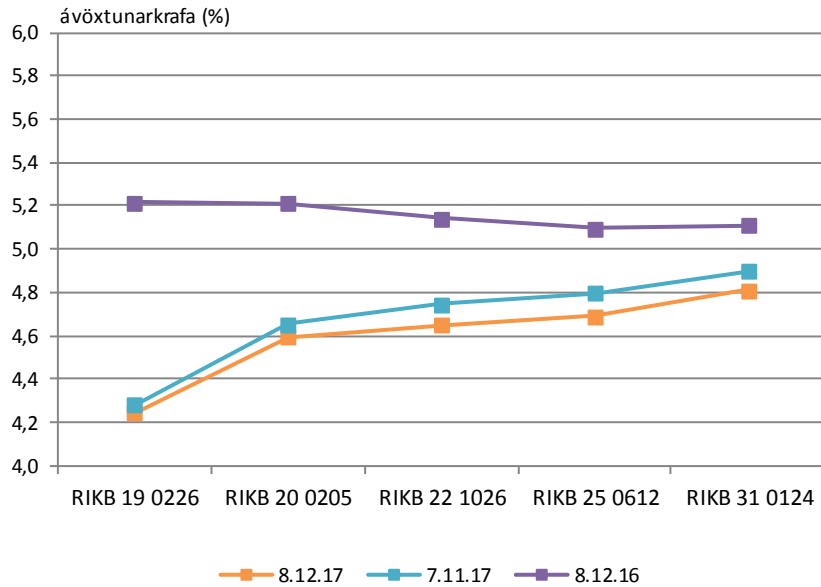


# Ríkisbréf

	verð	krafa	velta (ma.kr./viku)	Breyting á kröfu síðan ...				
				1V	1M	3M	6M	12M
RIKB 19 0226	105,17	4,25	0,7	0,08	-0,03	-0,38	-0,40	-0,97
RIKB 20 0205	103,30	4,59	1,4	0,01	-0,06	-0,33	-0,01	-0,62
RIKB 22 1026	111,08	4,65	2,8	-0,04	-0,10	-0,31	0,09	-0,49
RIKB 25 0612	120,48	4,69	1,3	-0,10	-0,11	-0,33	0,14	-0,40
RIKB 31 0124	116,14	4,81	1,2	-0,02	-0,09	-0,33	0,28	-0,30
RIKS 21 0414	105,62	2,04	0,3	0,01	0,02	-0,20	-0,73	-0,80

Heimild: Kodiak

### Vaxtaferlar

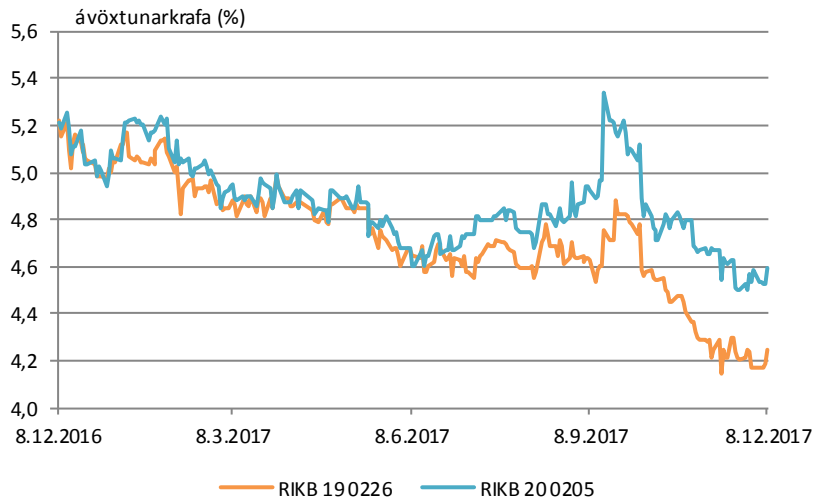


### Verðbólguálag

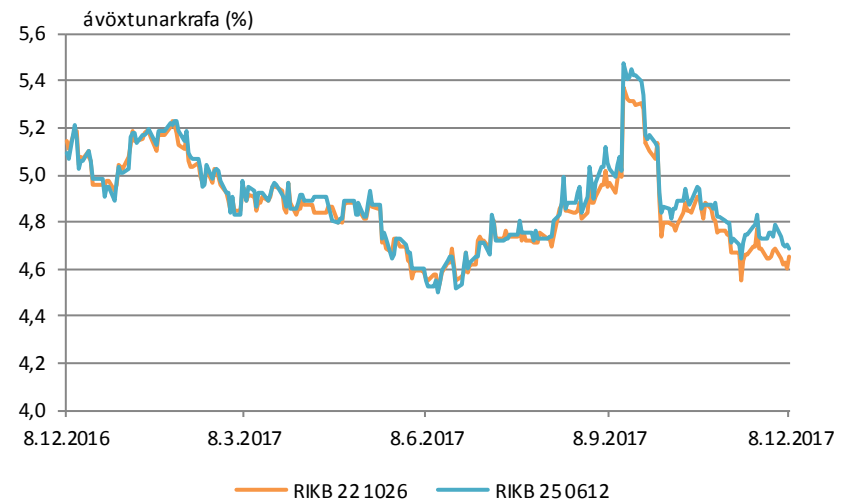


# Ríkisbréf

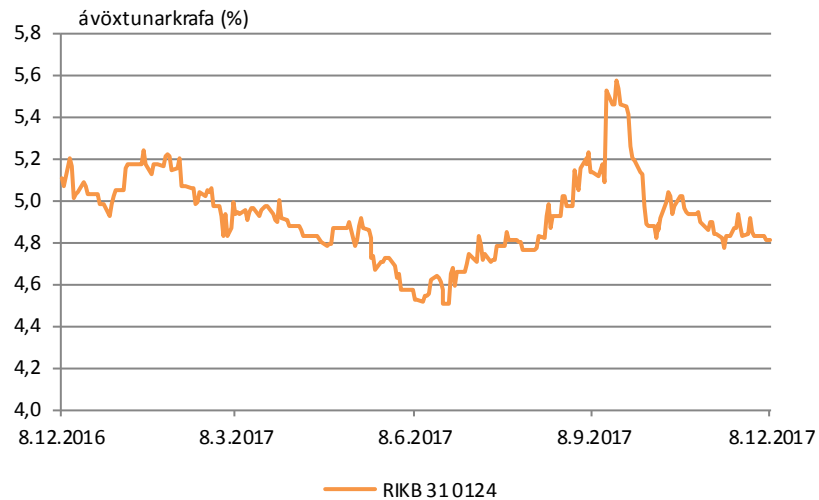
## Stutt ríkisbréf



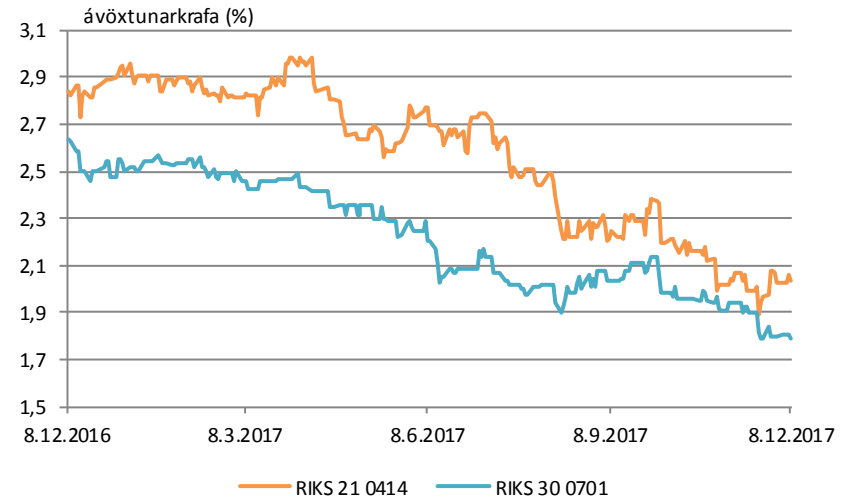
## Millilöng ríkisbréf



## Löng ríkisbréf



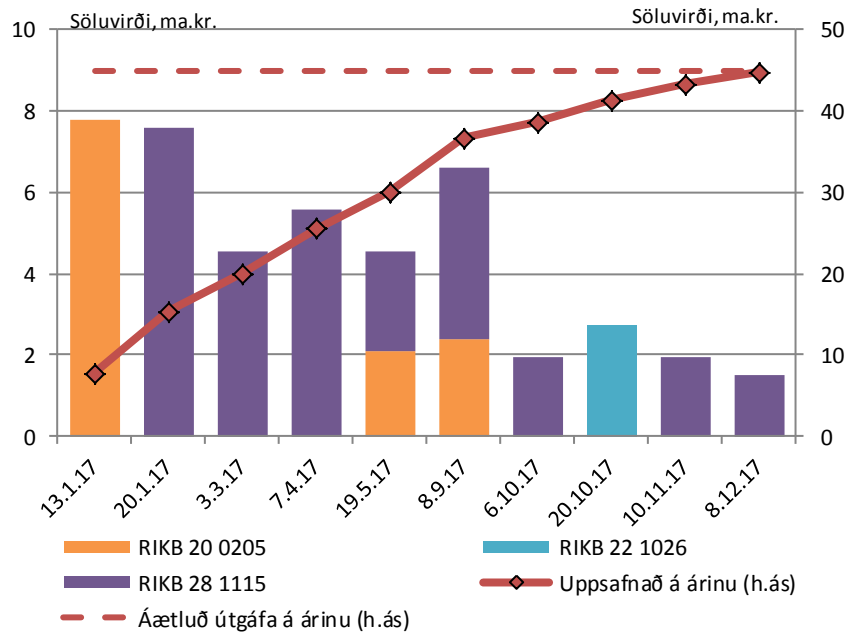
## Verðtryggð ríkisbréf



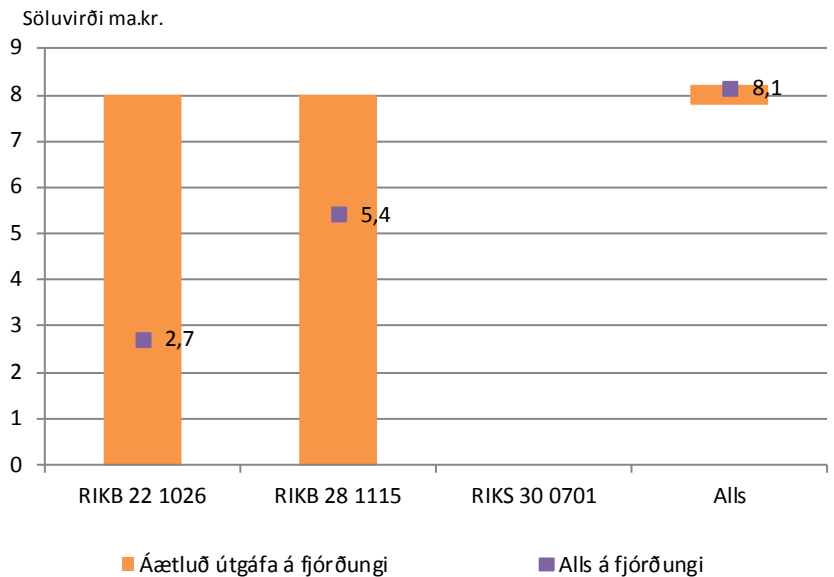
# Útboð ríkisbréfa

Seinustu útboð		Tilboð	Samþykkt	Verð	Krafa
Dags	Flokkur				
8.12.17	RIKB 28 1115	2,2	1,5	101,65	4,80
10.11.17	RIKB 28 1115	5,4	1,9	101,40	4,83
20.10.17	RIKB 22 1026	2,9	2,5	110,43	4,85
6.10.17	RIKB 28 1115	3,7	2,0	100,55	4,93
8.9.17	RIKB 20 0205	2,3	2,3	102,80	4,97
8.9.17	RIKB 28 1115	4,2	4,0	98,64	5,16
7.7.17	RIKB 20 0205	3,0	3,0	103,46	4,77
7.7.17	RIKB 28 1115	1,7	1,7	101,88	4,78

Útboð á árinu m.v. ársáætlun



Útboð á 4. ársfj. m.v. ársfjórðungsáætlun



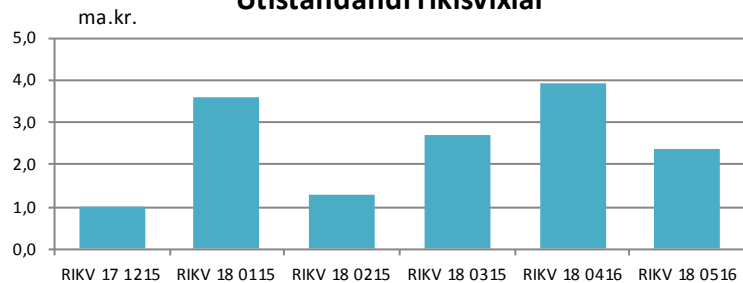


# Útboð ríkisvixla

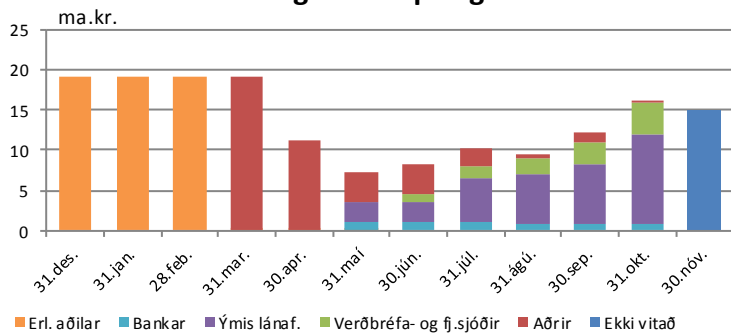
dags	6 mán. vixl		
	Tilboð	Samþykkt	Vextir
12.10.17	6,1	3,9	4,24
13.09.17	3,8	2,7	4,49
11.08.17	3,1	1,3	4,48
13.07.17	6,8	3,6	4,50
13.06.17	1,2	1,0	4,70
10.05.17	3,7	3,5	4,95

Heimild: Lánamál Ríkisins

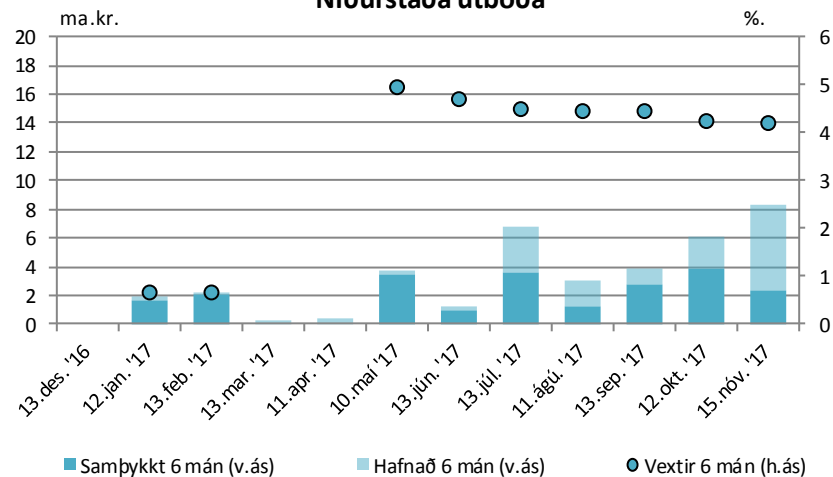
## Útistandandi ríkisvixlar



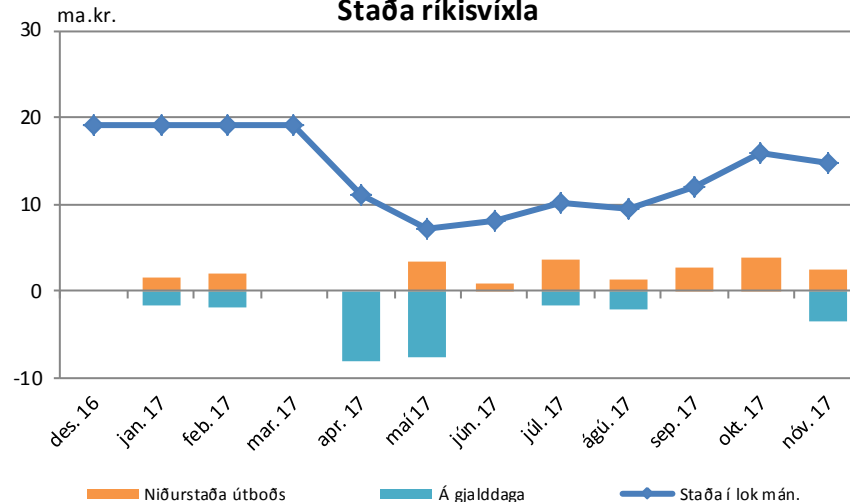
## Eigendaskipting



## Niðurstaða útboða



## Staða ríkisvixla



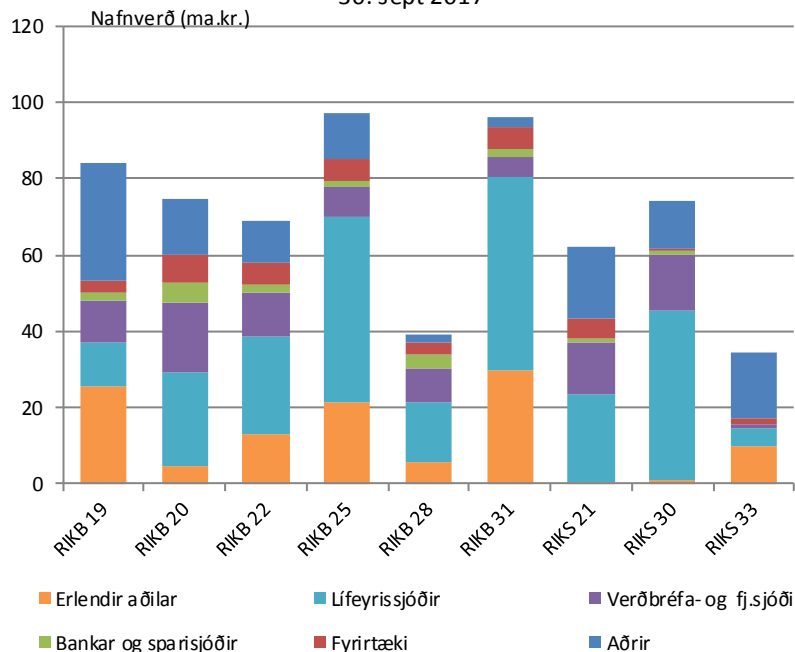
# Eigendaskipting ríkisbréfa

	Eigendaskipting (ma.kr.)									Alls
	RIKB 19	RIKB 20	RIKB 22	RIKB 25	RIKB 28	RIKB 31	RIKS 21	RIKS 30	RIKS 33	
Erlendir aðilar	25,5	4,3	12,8	21,5	5,5	29,8	0,4	0,9	9,6	110,4
Lífeyrissjóðir	11,7	25,0	25,7	48,6	15,7	50,9	23,2	44,5	4,8	250,1
Verðbréfa- og fj.sjóðir	10,7	18,3	11,7	7,7	8,7	5,0	13,4	14,8	1,4	91,6
Bankar og sparisjóðir	1,9	5,1	1,9	1,6	3,7	1,9	1,2	0,9	0,0	18,3
Bankar í slitameðferð	3,2	7,5	5,9	5,6	3,4	5,8	5,2	0,5	1,4	38,5
Aðrir	31,1	14,6	11,2	11,9	2,2	2,5	18,7	12,9	17,0	122,1
Nafnverð alls (ma.kr.)	84,2	74,7	69,2	97,0	39,3	96,0	62,0	74,5	34,2	630,9

Heimild: Lánamál ríkisins

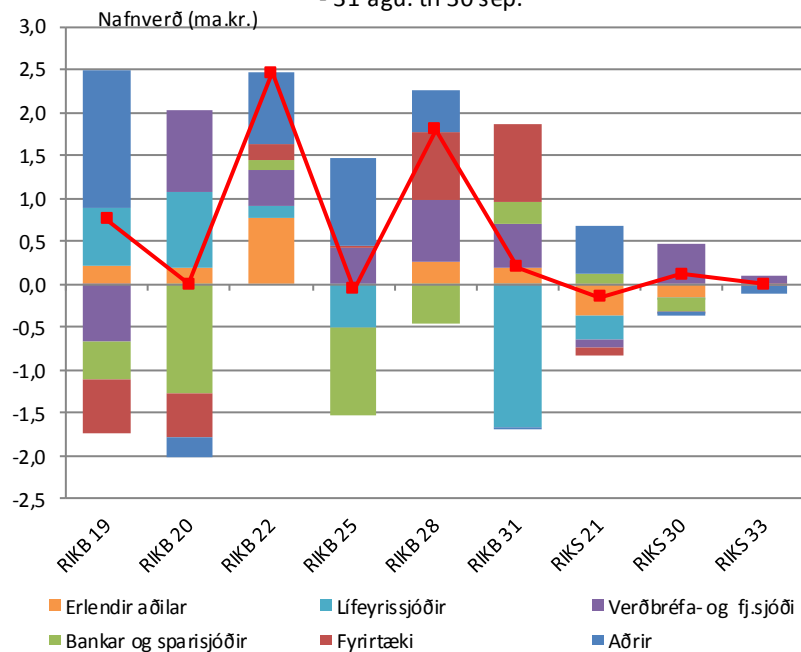
## Eigendur ríkisverðbréfa

-30. sept 2017



## Breyting milli mánaða

- 31 ágú. til 30 sep.

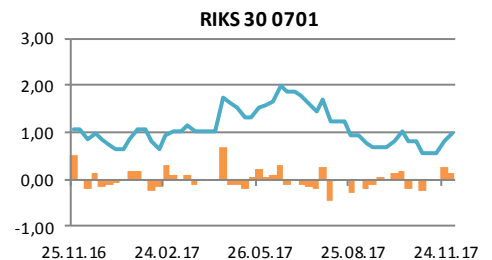
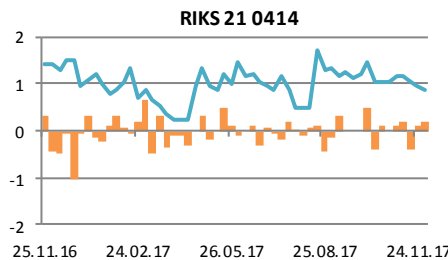
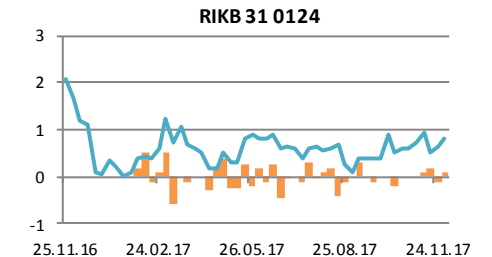
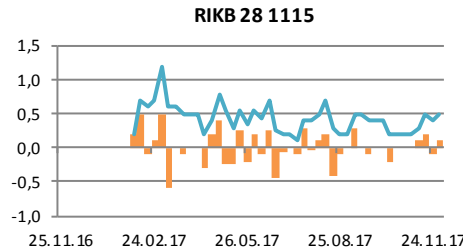
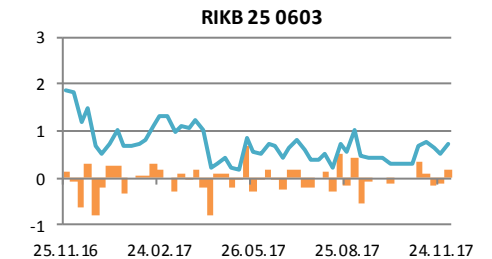
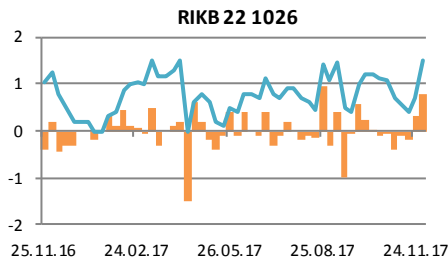
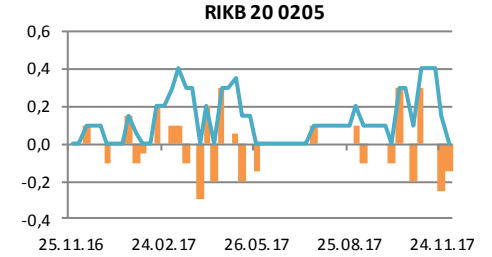
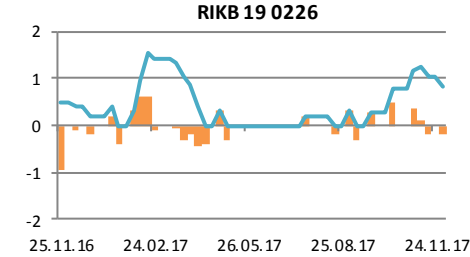
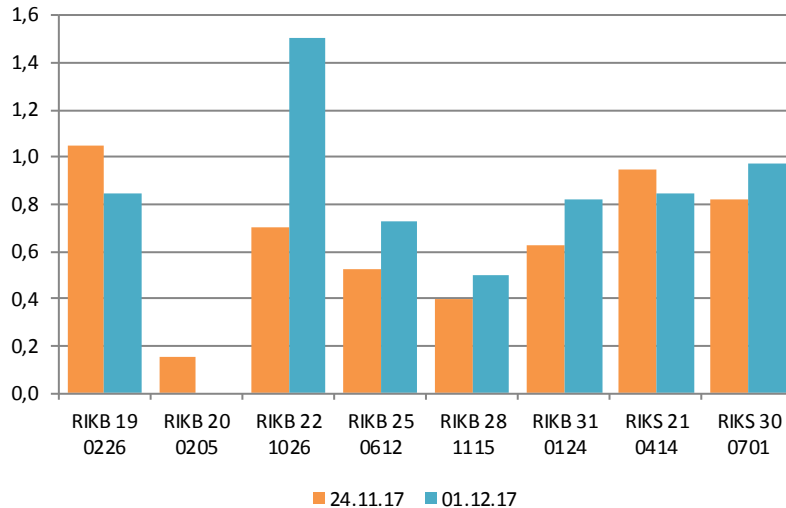


# Staða verðbréfalána

Flokkur	Nafnverð (m.kr.)	Breyting síðan				
		1V	4V	12V	26V	52V
RIKB 19 0226	0,8	-0,2	-0,3	0,8	0,8	0,3
RIKB 20 0205	0,0	-0,2	-0,4	-0,1	0,0	0,0
RIKB 22 1026	1,5	0,8	0,8	0,0	1,1	0,3
RIKB 25 0612	0,7	0,2	0,0	0,2	0,2	-1,1
RIKB 28 1115	0,5	0,1	0,3	0,0	-0,1	0,5
RIKB 31 0124	0,8	0,2	0,1	0,4	0,0	-0,8
RIKS 21 0414	0,9	-0,1	-0,3	-0,3	-0,6	-0,6
RIKS 30 0701	1,0	0,2	0,4	0,2	-0,6	-0,1

Heimild: Lánamál Ríkisins

## Breyting milli vikna



■ Breyting milli vikna

— Útistandandi



---

Innihald og form skjals þessa er unnið af starfsmönnum Hagfræðideildar Landsbankans hf. (hagfraedideild@landsbankinn.is) og byggist á aðgengilegum opinberum upplýsingum á þeim tíma sem greiningin var unnin. Mat á þeim upplýsingum endurspeglar skoðanir starfsmanna Hagfræðideildar Landsbankans á þeim degi þegar greiningin er dagsett, en þær geta breyst án fyrirvara.

Landsbankinn hf. og starfsfólk hans taka ekki ábyrgð á viðskiptum sem byggð eru á þeim upplýsingum og skoðunum sem hér eru settar fram.

Bent skal á að Landsbankinn hf. getur á hverjum tíma haft beinna eða óbeinna hagsmuna að gæta, ýmist sjálfur, dótturfélög hans eða fyrir hönd viðskiptamanna, s.s. sem fjárfestir, lánardrottinn eða þjónustuaðili. Greiningar eru engu að síður unnar sjálfstætt af Hagfræðideild Landsbankans og innan Landsbankans eru í gildi reglur um aðskilnað starfssviða sem eru aðgengilegar á vef bankans.

